

First Year Alumni Feedback 21'

Respondents: 140 displayed, 140 total

Status: Closed

Launched Date: 02/17/2023

Closed Date: 02/17/2023

1. We would like to know about your short-term plans. Please mark each of the following as they relate to you currently:

	Yes	No	Not Applicable	Response Total	Points	Avg
I am currently employed or have a job offer in a field directly related to my degree	75.51% (37)	22.45% (11)	2.04% (1)	49	n/a	n/a
I am currently employed or have a job offer in a field that is not related to my degree	25% (12)	54.17% (26)	20.83% (10)	48	n/a	n/a
I am searching for employment in a field directly related to my degree	22.45% (11)	57.14% (28)	20.41% (10)	49	n/a	n/a
I am searching for employment in a field not directly related to my degree	12.5% (6)	60.42% (29)	27.08% (13)	48	n/a	n/a
I have been accepted into a graduate program to continue my education at Fitchburg State University	6.12% (3)	59.18% (29)	34.69% (17)	49	n/a	n/a
I have been accepted into a graduate or doctoral program to continue my education at another institution	22.92% (11)	47.92% (23)	29.17% (14)	48	n/a	n/a
I am not planning to continue my education at this time	43.75% (21)	37.5% (18)	18.75% (9)	48	n/a	n/a
I am a member of the Armed Forces	0% (0)	82.98% (39)	17.02% (8)	47	n/a	n/a
Total Respondents				49		
(skipped this question)				91		






2. How long did it take you to find your current position?

	Response Total	Response Percent	Points	Avg
Have not found a position yet	2	4%	n/a	n/a
Held the position while I completed my degree	15	31%	n/a	n/a
Secured my position prior to graduation	6	12%	n/a	n/a
Less than 30 days after graduation	2	4%	n/a	n/a
1 - 3 months after graduation	7	15%	n/a	n/a
4-6 months after graduation	5	10%	n/a	n/a
7 or more months after graduation	9	19%	n/a	n/a
Did not pursue employment	2	4%	n/a	n/a

Total Respondents 48 100%

(skipped this question) 92






3. Are you satisfied with the course of your career thus far?

		Response Total	Response Percent	Points	Avg
Very Satisfied		19	40%	n/a	n/a
Satisfied		17	35%	n/a	n/a
Neutral		10	21%	n/a	n/a
Dissatisfied		1	2%	n/a	n/a
Very Dissatisfied		1	2%	n/a	n/a
Not Working at This Time		0	0%	n/a	n/a
Total Respondents		48	100%		
		(skipped this question)	92		















4. Where are you currently employed and what is your job title?

Total Respondents	48
(skipped this question)	92

5. In what sector are you employed?

		Response Total	Response Percent	Points	Avg
Not employed		2	4%	n/a	n/a
Self-employed		2	4%	n/a	n/a
For-profit corporation/company		25	52%	n/a	n/a
Government or other public institution or agency		12	25%	n/a	n/a
Military		0	0%	n/a	n/a
Non-profit organization, institution or NGO		7	15%	n/a	n/a
Total Respondents		48	100%		
		(skipped this question)	92		

6. Please select the industry that best describes your employer.

		Response Total	Response Percent	Points	Avg
N/A - Not working		4	8%	n/a	n/a
Agriculture		0	0%	n/a	n/a
Biotech/Pharmaceutical		2	4%	n/a	n/a
Business Services		2	4%	n/a	n/a
Communications/Marketing/PR		2	4%	n/a	n/a
Computer Science/Technology		2	4%	n/a	n/a
Education: Higher Education		1	2%	n/a	n/a
Education: PreK - High School		8	15%	n/a	n/a
Engineering		1	2%	n/a	n/a
Environment		1	2%	n/a	n/a
Financial Services		2	4%	n/a	n/a
Fine/Performing Arts		0	0%	n/a	n/a
Food Service		0	0%	n/a	n/a
Healthcare		16	31%	n/a	n/a
Hospitality/Tourism/Travel		0	0%	n/a	n/a
Information Technology		0	0%	n/a	n/a
Law/Legal Services		0	0%	n/a	n/a
Manufacturing		2	4%	n/a	n/a
Media/Journalism/Publishing		0	0%	n/a	n/a
Medicine		1	2%	n/a	n/a
Military/Defense		0	0%	n/a	n/a
Politics/Public Policy/Advocacy		0	0%	n/a	n/a
Retail		1	2%	n/a	n/a

Social Services	0	0%	n/a	n/a
Sports/Fitness	0	0%	n/a	n/a
Technology	0	0%	n/a	n/a
Other, please specify view 	7	13%	n/a	n/a

Total Respondents 52 100%

(skipped this question) 88

7. We are always interested in our Alumni's continued interest in their personal and professional development. Which, if any, professional organizations have you joined since completing your program of study?

Total Respondents 30

(skipped this question) 110

8. We believe that Fitchburg State Alumni are always expanding their body of knowledge and would like to know what types of professional development activities you have engaged in since completion of your program of study? (i.e. attended conferences or workshops, given presentation at conference or workshops, conducting scholarly research, licensures or certifications completed, etc.)

Total Respondents 31

(skipped this question) 109

9. We like to know where our graduates are in the world. Please provide us with the city and state or country in which you currently reside.

Total Respondents 43

(skipped this question) 97

10. Rate the quality of the following in respect to the degree you received one year ago:

	Excellent	Good	Fair	Poor	Response Total	Points	Avg
Quality of faculty instruction	54.76% (23)	38.1% (16)	4.76% (2)	2.38% (1)	42	n/a	n/a
Level of individual attention	45.24% (19)	38.1% (16)	11.9% (5)	4.76% (2)	42	n/a	n/a
Quality of academic advisement	38.1% (16)	40.48% (17)	16.67% (7)	4.76% (2)	42	n/a	n/a
Curriculum linked to job related skills and knowledge	36.59% (15)	39.02% (16)	19.51% (8)	4.88% (2)	41	n/a	n/a
Preparation to meet the demands of my job	30.95% (13)	47.62% (20)	16.67% (7)	4.76% (2)	42	n/a	n/a
Preparation to continue my education	35.71% (15)	47.62% (20)	14.29% (6)	2.38% (1)	42	n/a	n/a

Total Respondents 42

(skipped this question) 98

11. Looking back at your academic career at Fitchburg State University, please select your level of agreement with the following:

	Strongly Agree	Agree	Neutral	Disagree	Strongly Disagree	Response Total	Points	Avg
The social and interpersonal skills you developed have impacted your life	38.1% (16)	42.86% (18)	11.9% (5)	7.14% (3)	0% (0)	42	n/a	n/a
You have benefitted from the personal connections you made	28.57% (12)	23.81% (10)	26.19% (11)	19.05% (8)	2.38% (1)	42	n/a	n/a
You have benefitted from the social networks of which you were/are a part	24.39% (10)	26.83% (11)	26.83% (11)	21.95% (9)	0% (0)	41	n/a	n/a
The benefits of attending were worth the financial cost	40.48% (17)	35.71% (15)	21.43% (9)	0% (0)	2.38% (1)	42	n/a	n/a

Total Respondents 42

(skipped this question) 98

12. How well did Fitchburg State University prepare you in terms of the following skill sets:

	Very Well	Well	Neutral	Poorly	Very Poorly	Response Total	Points	Avg
Ability to think analytically and logically	44.19% (19)	41.86% (18)	13.95% (6)	0% (0)	0% (0)	43	n/a	n/a
Ability to acquire new skills and knowledge on your own	48.84% (21)	44.19% (19)	4.65% (2)	2.33% (1)	0% (0)	43	n/a	n/a
Ability to use the knowledge, ideas, or perspectives gained from your major field	42.86% (18)	50% (21)	7.14% (3)	0% (0)	0% (0)	42	n/a	n/a
Ability to orally communicate well	42.86% (18)	40.48% (17)	16.67% (7)	0% (0)	0% (0)	42	n/a	n/a
Ability to judge information/ideas/actions/conclusions based on sources/methods/reasoning	42.86% (18)	50% (21)	7.14% (3)	0% (0)	0% (0)	42	n/a	n/a
Ability to write effectively	42.86% (18)	40.48% (17)	14.29% (6)	2.38% (1)	0% (0)	42	n/a	n/a
Ability to use information technology in intellectual and/or professional pursuits	40.48% (17)	47.62% (20)	9.52% (4)	0% (0)	2.38% (1)	42	n/a	n/a
Ability to understand and appreciate cultural and ethnic differences between people	52.38% (22)	33.33% (14)	14.29% (6)	0% (0)	0% (0)	42	n/a	n/a
Ability to understand international perspectives on economic, political, social, and cultural issues	39.02% (16)	36.59% (15)	19.51% (8)	4.88% (2)	0% (0)	41	n/a	n/a
Ability to gain an understanding of or appreciation for the arts	38.1% (16)	30.95% (13)	28.57% (12)	2.38% (1)	0% (0)	42	n/a	n/a
Ability to understand and apply quantitative principles and methods	42.86% (18)	35.71% (15)	14.29% (6)	7.14% (3)	0% (0)	42	n/a	n/a
Ability to understand scientific method	39.53% (17)	34.88% (15)	16.28% (7)	4.65% (2)	4.65% (2)	43	n/a	n/a
Total Respondents						42		
(skipped this question)						98		

13. How well did Fitchburg State University prepare you for the following personal and professional situational skill sets:

	Very Well	Well	Neutral	Poorly	Very Poorly	Response Total	Points	Avg
Your ability to work as a member of a team or group	45.24% (19)	40.48% (17)	11.9% (5)	2.38% (1)	0% (0)	42	n/a	n/a
Your ability to get along with people of diverse backgrounds and perspectives	50% (21)	40.48% (17)	7.14% (3)	0% (0)	2.38% (1)	42	n/a	n/a
Your ability to lead others effectively	40.48% (17)	33.33% (14)	23.81% (10)	2.38% (1)	0% (0)	42	n/a	n/a
Your ability to evaluate and choose between alternative courses of action	41.86% (18)	44.19% (19)	9.3% (4)	2.33% (1)	2.33% (1)	43	n/a	n/a
Your awareness of contemporary issues and their cause and consequences	46.34% (19)	36.59% (15)	14.63% (6)	2.44% (1)	0% (0)	41	n/a	n/a
Total Respondents						42		
(skipped this question)						98		

14. What did we not ask you about but you feel we should know?

Total Respondents 18

(skipped this question) 122

15. Please select the Degree you completed at Fitchburg State University from the list below.

	Response Total	Response Percent	Points	Avg
Bachelor of Arts (BA) 	3	7%	n/a	n/a

Bachelor of Education (BSE)		0	0%	n/a	n/a
Bachelor of Science (BS)		31	74%	n/a	n/a
Certificate of Graduate Study (CAGS)		0	0%	n/a	n/a
Master of Arts (MA)		0	0%	n/a	n/a
Master of Arts in Teaching (MAT)		1	2%	n/a	n/a
Master of Business Administration (MBA)		2	5%	n/a	n/a
Master of Education (MEd)		5	12%	n/a	n/a
Master of Science (MS)		0	0%	n/a	n/a
Total Respondents		42	100%		
		(skipped this question)	98		

16. Please select the major field studied for your degree:

	Response Total	Response Percent	Points	Avg
Arts Education (MEd only)	0	0%	n/a	n/a
Biology	2	5%	n/a	n/a
Business Administration	11	26%	n/a	n/a
Chemistry	1	2%	n/a	n/a
Clinical Mental Health Counseling	0	0%	n/a	n/a
Communication (MS only)	0	0%	n/a	n/a
Communications Media	4	10%	n/a	n/a
Computer Information Systems	0	0%	n/a	n/a
Computer Science	0	0%	n/a	n/a
Criminal Justice	0	0%	n/a	n/a
Curriculum and Teaching (MEd only)	3	7%	n/a	n/a
Early Childhood Education	0	0%	n/a	n/a
Economics	1	2%	n/a	n/a
Educational Leadership and Management (MEd only)	1	2%	n/a	n/a
Elementary Education	1	2%	n/a	n/a
English Studies	0	0%	n/a	n/a
Environmental and Earth Science	2	5%	n/a	n/a
Exercise and Sports Science	2	5%	n/a	n/a
Game Design	0	0%	n/a	n/a
Geographic Science and Technology	0	0%	n/a	n/a
History	0	0%	n/a	n/a
Human Services	0	0%	n/a	n/a
Industrial Technology	1	2%	n/a	n/a
Interdisciplinary Studies	0	0%	n/a	n/a
Mathematics	0	0%	n/a	n/a
Middle School Education	0	0%	n/a	n/a
Nursing - General	1	2%	n/a	n/a
Nursing - LPN to Baccalaureate	0	0%	n/a	n/a
Nursing - RN to Baccalaureate	6	14%	n/a	n/a
Occupational/Vocational Education	0	0%	n/a	n/a
Political Science	0	0%	n/a	n/a
Psychological Science	5	12%	n/a	n/a
School Counseling	0	0%	n/a	n/a

Science Education (MEd only)	0	0%	n/a	n/a
Sociology	0	0%	n/a	n/a
Special Education	1	2%	n/a	n/a
Technology Education (Grades 5-12)	0	0%	n/a	n/a
Total Respondents	42	100%		
	(skipped this question)	98		

17. To which gender identity do you most identify?

	Response Total	Response Percent	Points	Avg
Male	15	36%	n/a	n/a
Female	27	64%	n/a	n/a
Transgender Male	0	0%	n/a	n/a
Transgender Female	0	0%	n/a	n/a
Do not identify as female, male or transgender	0	0%	n/a	n/a
Total Respondents	42	100%		
	(skipped this question)	98		

18. To which racial/ethnic group do you predominantly identify?

	Response Total	Response Percent	Points	Avg
American Indian/Alaskan Native	0	0%	n/a	n/a
Asian	1	2%	n/a	n/a
Black or African American	4	10%	n/a	n/a
Hispanic/Latino	6	15%	n/a	n/a
Native Hawaiian or Pacific Islander	0	0%	n/a	n/a
White	29	71%	n/a	n/a
other	1	2%	n/a	n/a
Total Respondents	41	100%		
	(skipped this question)	99		

19. How many dependents do you have (not including yourself)?

	Response Total	Response Percent	Points	Avg
1	4	29%	n/a	n/a
2	4	29%	n/a	n/a
3	5	36%	n/a	n/a
4	0	0%	n/a	n/a
5	1	7%	n/a	n/a
5+	0	0%	n/a	n/a
Total Respondents	14	100%		
	(skipped this question)	126		