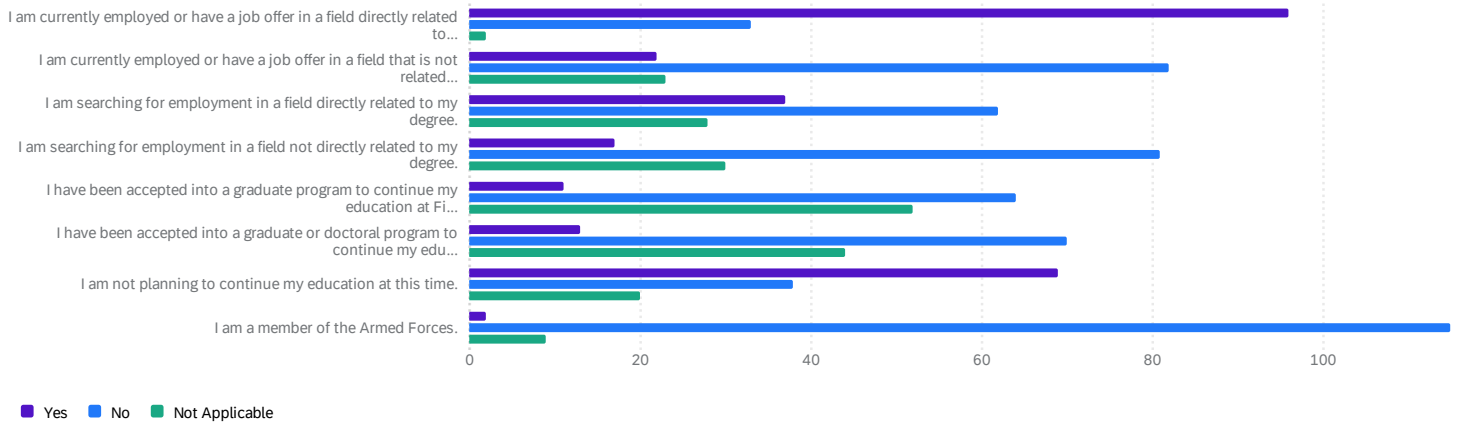


Information about your career Please answer the following questions. We would like to know about your short-term plans. Please mark each of the following as they relate to you currently. 132 ⓘ



Information about your career Please answer the following questions. We would like to know about your short-term plans. Please mark each of the following as they relate to you currently. 132 ⓘ

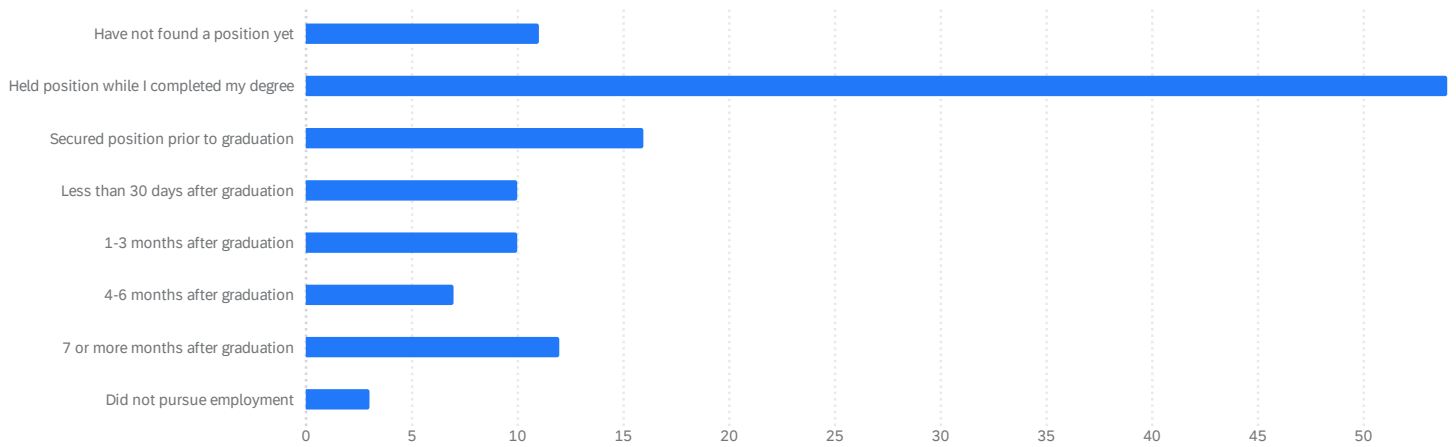
Information about your career Please answer the following questions. We w...	Yes	No	Not Applicable
I am currently employed or have a job offer in a field directly related to...	96	33	2
I am currently employed or have a job offer in a field that is not related...	22	82	23
I am searching for employment in a field directly related to my degree.	37	62	28
I am searching for employment in a field not directly related to my degree.	17	81	30
I have been accepted into a graduate program to continue my education at Fi...	11	64	52
I have been accepted into a graduate or doctoral program to continue my edu...	13	70	44
I am not planning to continue my education at this time.	69	38	20
I am a member of the Armed Forces.	2	115	9

Information about your career Please answer the following questions. We would like to know about your short-term plans. Please mark each of the following as they relate to you currently. 132 ⓘ

Information about your career Please answer the following questions. We w...	Average	Minimum	Maximum	Count
I am currently employed or have a job offer in a field directly related to...	1.28	1.00	3.00	131

Information about your career Please answer the following questions. We w...	Average	Minimum	Maximum	Count
I am currently employed or have a job offer in a field that is not related...	2.01	1.00	3.00	127
I am searching for employment in a field directly related to my degree.	1.93	1.00	3.00	127
I am searching for employment in a field not directly related to my degree.	2.10	1.00	3.00	128
I have been accepted into a graduate program to continue my education at Fi...	2.32	1.00	3.00	127
I have been accepted into a graduate or doctoral program to continue my edu...	2.24	1.00	3.00	127
I am not planning to continue my education at this time.	1.61	1.00	3.00	127
I am a member of the Armed Forces.	2.06	1.00	3.00	126

How long did it take you to find your current position? 123 ⓘ



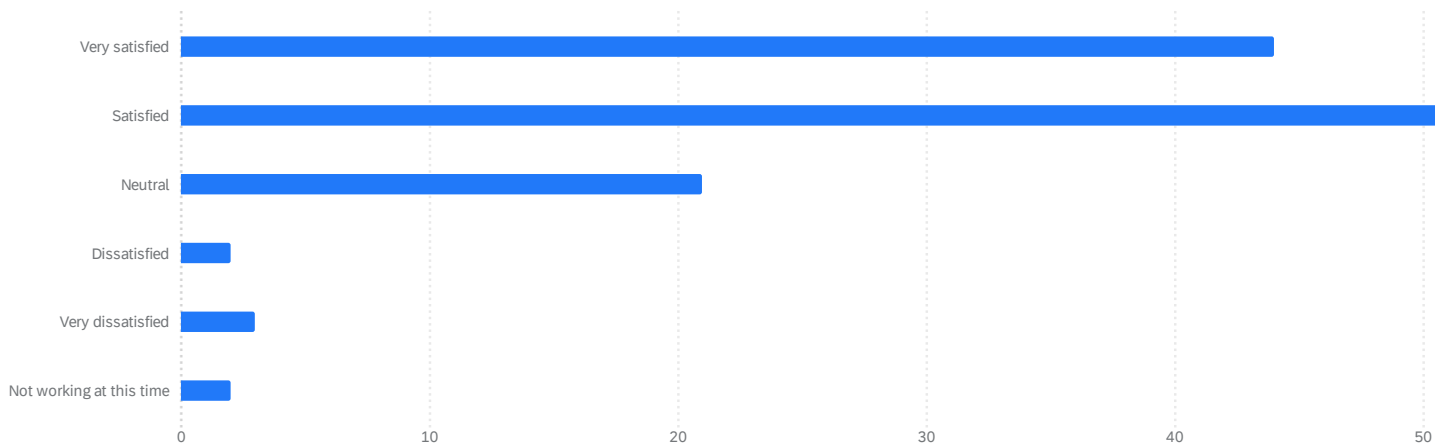
How long did it take you to find your current position? 123 ⓘ

Q3 - How long did it take you to find your current position?	Percentage	Count
Have not found a position yet	9%	11
Held position while I completed my degree	44%	54
Secured position prior to graduation	13%	16
Less than 30 days after graduation	8%	10
1-3 months after graduation	8%	10
4-6 months after graduation	6%	7
7 or more months after graduation	10%	12
Did not pursue employment	2%	3

How long did it take you to find your current position? 123 ⓘ

How long did it take you to find your current position?	Average	Minimum	Maximum	Count
Have not found a position yet	1.00	1.00	1.00	11
Held position while I completed my degree	2.00	2.00	2.00	54
Secured position prior to graduation	3.00	3.00	3.00	16
Less than 30 days after graduation	4.00	4.00	4.00	10
1-3 months after graduation	5.00	5.00	5.00	10
4-6 months after graduation	6.00	6.00	6.00	7
7 or more months after graduation	7.00	7.00	7.00	12
Did not pursue employment	8.00	8.00	8.00	3

Are you satisfied with the course of your career thus far? 123 ⓘ



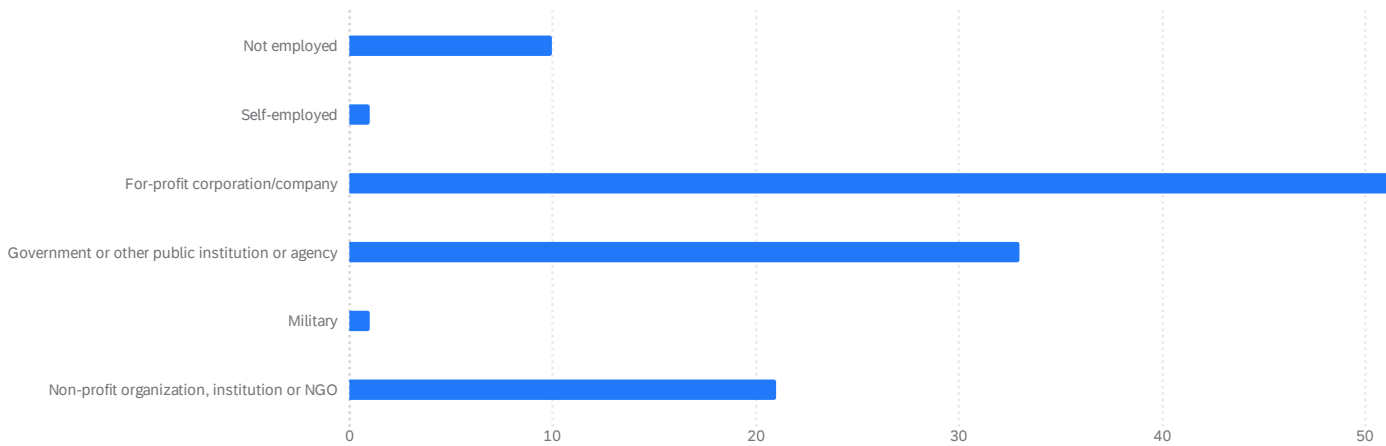
Are you satisfied with the course of your career thus far? 123 ⓘ

Q4 - Are you satisfied with the course of your career thus far?	Percentage	Count
Very satisfied	36%	44
Satisfied	41%	51
Neutral	17%	21
Dissatisfied	2%	2
Very dissatisfied	2%	3
Not working at this time	2%	2

Are you satisfied with the course of your career thus far? 123 ⓘ

Are you satisfied with the course of your career thus far?	Average	Minimum	Maximum	Count
Very satisfied	1.00	1.00	1.00	44
Satisfied	2.00	2.00	2.00	51
Neutral	3.00	3.00	3.00	21
Dissatisfied	4.00	4.00	4.00	2
Very dissatisfied	5.00	5.00	5.00	3
Not working at this time	6.00	6.00	6.00	2

5. In what sector are you employed? 120 ⓘ



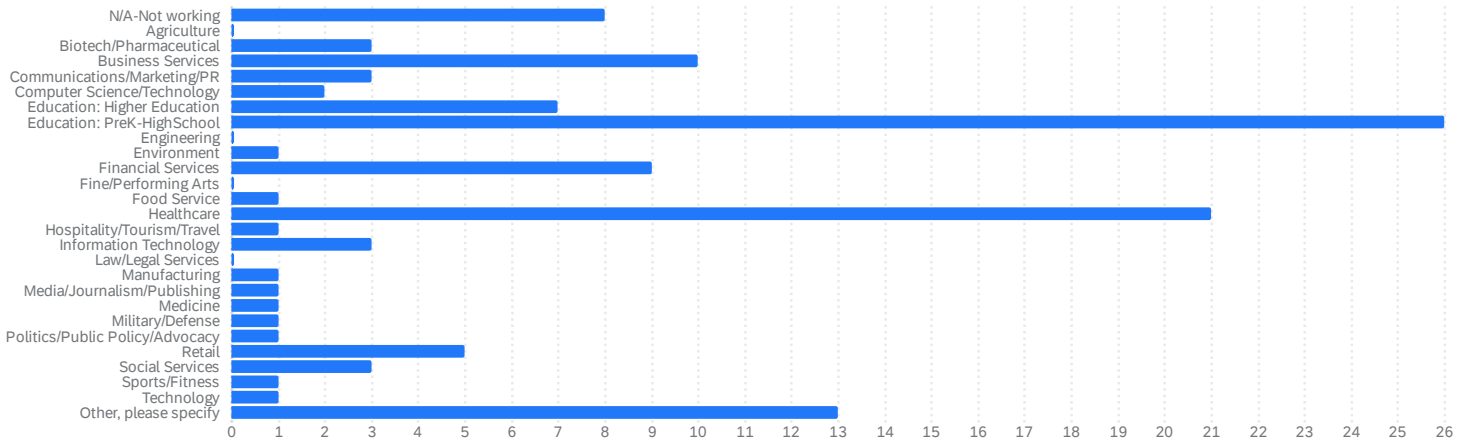
5. In what sector are you employed? 120 ⓘ

Q6 - 5. In what sector are you employed?	Percentage	Count
Not employed	8%	10
Self-employed	1%	1
For-profit corporation/company	45%	54
Government or other public institution or agency	28%	33
Military	1%	1
Non-profit organization, institution or NGO	18%	21

5. In what sector are you employed? 120 ⓘ

5. In what sector are you employed?	Average	Minimum	Maximum	Count
Not employed	1.00	1.00	1.00	10
Self-employed	2.00	2.00	2.00	1
For-profit corporation/company	3.00	3.00	3.00	54
Government or other public institution or agency	4.00	4.00	4.00	33
Military	5.00	5.00	5.00	1
Non-profit organization, institution or NGO	6.00	6.00	6.00	21

Please select the industry that best describes your employer 123 ⓘ



Please select the industry that best describes your employer 123 ⓘ

Q7 - Please select the industry that best describes your employer - Selected Choice	Percentage	Count
N/A-Not working	7%	8
Agriculture	0%	0
Biotech/Pharmaceutical	2%	3
Business Services	8%	10
Communications/Marketing/PR	2%	3
Computer Science/Technology	2%	2
Education: Higher Education	6%	7
Education: PreK-HighSchool	21%	26
Engineering	0%	0
Environment	1%	1

Q7 - Please select the industry that best describes your employer - Selected Choice	Percentage	Count
Financial Services	7%	9
Fine/Performing Arts	0%	0
Food Service	1%	1
Healthcare	17%	21
Hospitality/Tourism/Travel	1%	1
Information Technology	2%	3
Law/Legal Services	0%	0
Manufacturing	1%	1
Media/Journalism/Publishing	1%	1
Medicine	1%	1
Military/Defense	1%	1
Politics/Public Policy/Advocacy	1%	1
Retail	4%	5
Social Services	2%	3
Sports/Fitness	1%	1
Technology	1%	1
Other, please specify	11%	13

Please select the industry that best describes your employer 123 ⓘ

Please select the industry that best describes your employer	Average	Minimum	Maximum	Count
N/A-Not working	1.00	1.00	1.00	8
Agriculture	-	-	-	0
Biotech/Pharmaceutical	3.00	3.00	3.00	3
Business Services	4.00	4.00	4.00	10
Communications/Marketing/PR	5.00	5.00	5.00	3
Computer Science/Technology	6.00	6.00	6.00	2
Education: Higher Education	7.00	7.00	7.00	7
Education: PreK-HighSchool	8.00	8.00	8.00	26
Engineering	-	-	-	0
Environment	10.00	10.00	10.00	1

Please select the industry that best describes your employer	Average	Minimum	Maximum	Count
Financial Services	11.00	11.00	11.00	9
Fine/Performing Arts	-	-	-	0
Food Service	13.00	13.00	13.00	1
Healthcare	14.00	14.00	14.00	21
Hospitality/Tourism/Travel	15.00	15.00	15.00	1
Information Technology	16.00	16.00	16.00	3
Law/Legal Services	-	-	-	0
Manufacturing	18.00	18.00	18.00	1
Media/Journalism/Publishing	19.00	19.00	19.00	1
Medicine	20.00	20.00	20.00	1
Military/Defense	21.00	21.00	21.00	1
Politics/Public Policy/Advocacy	22.00	22.00	22.00	1
Retail	23.00	23.00	23.00	5
Social Services	24.00	24.00	24.00	3
Sports/Fitness	25.00	25.00	25.00	1
Technology	26.00	26.00	26.00	1
Other, please specify	27.00	27.00	27.00	13

Please select the industry that best describes your employer: Other, please specify ⓘ

Workforce Development

Supply chain

Film/Commercial

Community Access Television

Human Resources with public sector

Game Design

Transportation

Construction

Utility

Music

Mental Health field

Mental Health Counseling

Post Production

None

N/A

I have started taking business classes using the CoStarters Program

NASPA

American Bankers Association

Real estate

Certified Franchise Executive, CHART

None

N/A

None

Women in Film & Video New England

None

None

Rotary Club

None

PRSA

Graduate Program Merrimack College/ CSCS

N/a

None

None

none

None

Yes

Organogenesis

N/A

None

none

None

SHRM

EBI Consulting

n/a

Massachusetts Association of Biology Teachers

None

NA

None

NA

N/A

None

None

SHRM

N/A

None

None at the moment.

N/A

Not now but interesting in master degree of nursing

National Association of Social Workers

Active Army

NA

N/A

None

N/A

NA

Na

ACHE

No

N/A

IFTF - Urgent Optimists; ASCD (Education); WFSF (World Futures Studies Federation)

MASCA, ASCA

None

N/A

None

n/a

n/a

N/A

N/a

NA

N/A

MTA NEAA

EG America (employee)

None

HRCI, NCMA, and Beta Sigma Delta

Emergency Nurses Association, American Association of Colleges of Nursing

Diversity, Equity and Inclusion courses

I go to the Engage Conference in Boston every year

MA

Training

IFA, NACS

Hospitality and Culinary arts cluster facilitator, NH CTE

I have received my ACLS certification and am currently working on my PALS

Attended conferences

Studying for a test to further my nursing specialty

Attended networking events through WIFVNE and also attended Industry Nights at Studio Lab.

None

None

Certificate in hair extensions- cosmetology instructor

Licensure

Gaining my Project Management Professional Designation

CSCS/ Graduate Program Merrimack

N/a

None

SABES courses for my second job as an Adult Educator

None

No

Conferences, EHS committee member (multiple presentations), town-hall (company wide) meetings

N/A

None

Conferences & workshops

yes

Continuing education in healthcare field; proficiency testing in lab field

Wilson Reading System trainer, facility school based professional development on literacy

MA

SMQT certification for CMS

MABT conference, professional training through Keefe Tech

ASHP Continuing Education Credits

CPP recertification

None

NA

None yet , open to suggestions on some

N/A

No

Working towards CPA license

None

N/A

Attended conferences as part of professional development at employer

Conferences, workshops, graduate courses, professional development seminars

Science of Reading Course

Summit, continuing education

None

Clinical workshops

Officer candidate school, basic officer leaders course, ranger school, airborne school, I give daily presentations

NA

Continuing education courses

None

N/A

Attended NSCEC, Career Coach Certification

NA

Attended conferences and presented research

BCBA certification

I continue to do academic research and have weekly discussion with another historian

Executive management seminars.

No

Ongoing MPA

Foresight/Futures training; curriculum development; no code development

Counselor Breakfast: College and Career State Universities

I'm currently enrolled in a PhD program at CIU.

Passed board exam for License of Mental Health Counseling

Agile Certifications for Product Owner/ Product Management

Going for a PMP designation

Attended conferences and workshops.

Many professional development trainings through work and LinkedIn.

Altyerx Workshops

N/a

NA

PSS Cert.

In District PDP and additional graduate coursework

Nothing, I have been given no leads on any events like this.

None

Received aPHR certification, studying for CCMA certification, and enrolled in a grad certificate program for procurement and contract management

gained additional certifications to further my practice (ACLS, BLS, CPI and PALS)

Chelmsford, MA, USA

Boston, MA

Leominster, Ma

Fitchburg Ma USA

Salem, Massachusetts

East Sandwich

New Bedford, MA

New York

Sterling MA

Amesbury, MA

Jamaica Plain, MA

Framingham, MA

Massachusetts

Ayer,MA

Derry NH

Boise, Idaho

Lowell, MA

Newton, NH

Boston, MA

Loveland Colorado

Burlington, Vermont

Tacoma, WA

Leominster MA

Chelmsford, MA

South Deerfield, MA

Boston, Ma

West Boylston, MA

Massachusetts. USA

Weymouth MA

Greenfield, MA

Watertown, MA

Billerica, MA, USA

Norwood, MA

Gardner, MA

Mendon, Massachusetts

New York City, NY

San Jose, California

Boston, Ma

east bridgewater, ma

Allentown, PA

Marlborough, Massachusetts

New York

Hopkinton, MA

Worcester, MA

North Andover, Mass

Cranston, RI

Worcester MA

Arizona. USA

Gardner, MA

Blackstone, MA

Central Massachusetts

Massachusetts, Worcester

Leominster, MA

MA

Boston, MA

Quincy, MA

Foxborough, MA

Bensalem, PA

Auburn, MA, USA

Lynn, Massachusetts

Chelsea, MA

Orange, Mass

Shirley, MA

Fitchburg, MA

Leominster, MA

Leominster

Gloucester, MA

Washington

Gardner, MA, USA

West Brookfield, MA

Mexico, Maine

Fairfield, CT

Orlando, FL

Auburn, NY

Beaverton, OR

Portland, ME

Foxboro MA

Gardner, MA

Clinton MA

Jeddah, Saudi Arabia

Amesbury MA

Nashua NH

The City of Worcester, Massachusetts

Kobe, Japan

Manchester NH

Chelmsford, MA

Denver, Colorado

Douglas MA

Brighton, MA, US

Canada

Fort Collins Colorado

Rehoboth, MA

Glastonbury, CT

NH, USA

ATTLEBORO, MASS, US

Dracut, Ma

Santa Rosa, CA

Arizona

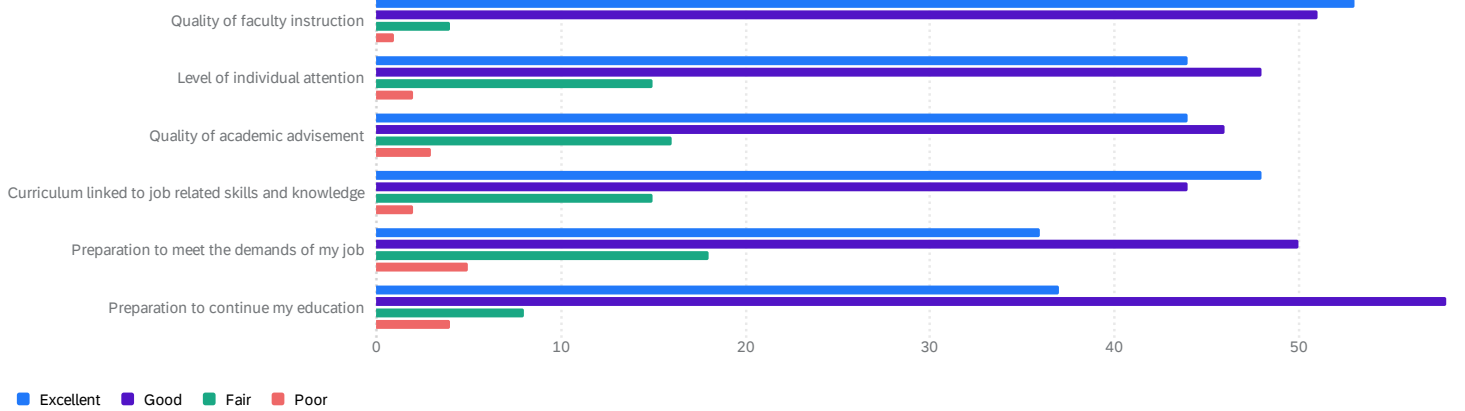
Maynard, MA

Georgia

Fitchburg, MA

Boston, MA

Reflection on your degree and your time at Fitchburg State University We would like to gather information from our recent alumni on how our degrees are perceived now versus when students are getting ready for graduation. Please answer these based on your perceptions or feelings. 109 ⓘ



Reflection on your degree and your time at Fitchburg State University We would like to gather information from our recent alumni on how our degrees are perceived now versus when students are getting ready for graduation. Please answer these based on your perceptions or feelings. 109 ⓘ

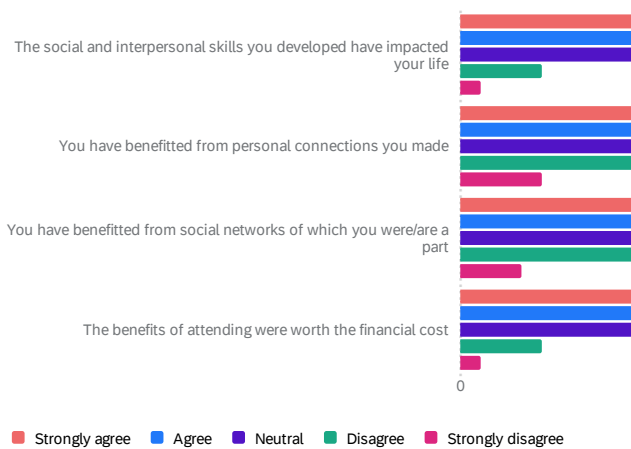
Reflection on your degree and your time at Fitchburg State University We...	Excellent	Good	Fair	Poor
Quality of faculty instruction	53	51	4	1
Level of individual attention	44	48	15	2
Quality of academic advisement	44	46	16	3
Curriculum linked to job related skills and knowledge	48	44	15	2
Preparation to meet the demands of my job	36	50	18	5
Preparation to continue my education	37	58	8	4

Reflection on your degree and your time at Fitchburg State University We would like to gather information from our recent alumni on how our degrees are perceived now versus when students are getting ready for graduation. Please answer these based on your perceptions or feelings. 109 ⓘ

Reflection on your degree and your time at Fitchburg State University We...	Average	Minimum	Maximum	Count
Quality of faculty instruction	1.57	1.00	4.00	109
Level of individual attention	1.77	1.00	4.00	109
Quality of academic advisement	1.80	1.00	4.00	109
Curriculum linked to job related skills and knowledge	1.73	1.00	4.00	109

Reflection on your degree and your time at Fitchburg State University We...	Average	Minimum	Maximum	Count
Preparation to meet the demands of my job	1.93	1.00	4.00	109
Preparation to continue my education	1.80	1.00	4.00	107

Looking back at your academic career at Fitchburg State University, please select your level of agreement with the following: 109 ⓘ



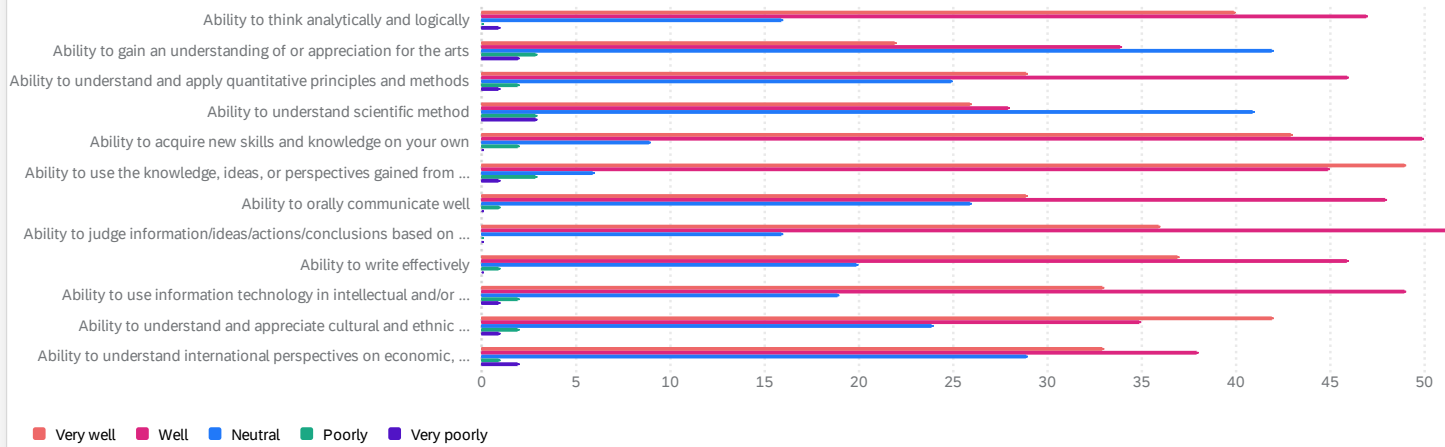
Looking back at your academic career at Fitchburg State University, please select your level of agreement with the following: 109 ⓘ

Looking back at your academic career at Fitchburg State University, please...	Strongly agree	Agree	Neutral	Disagree	Strongly disagree
The social and interpersonal skills you developed have impacted your life	24	43	37	4	1
You have benefitted from personal connections you made	20	29	43	12	4
You have benefitted from social networks of which you were/are a part	13	30	44	17	3
The benefits of attending were worth the financial cost	48	42	13	4	1

Looking back at your academic career at Fitchburg State University, please select your level of agreement with the following: 109 ⓘ

Looking back at your academic career at Fitchburg State University, please...	Average	Minimum	Maximum	Count
The social and interpersonal skills you developed have impacted your life	2.22	1.00	5.00	109
You have benefitted from personal connections you made	2.55	1.00	5.00	108
You have benefitted from social networks of which you were/are a part	2.69	1.00	5.00	107
The benefits of attending were worth the financial cost	1.78	1.00	5.00	108

How well did Fitchburg State University prepare you in terms of the following skill sets: 104 ⓘ



How well did Fitchburg State University prepare you in terms of the following skill sets: 104 ⓘ

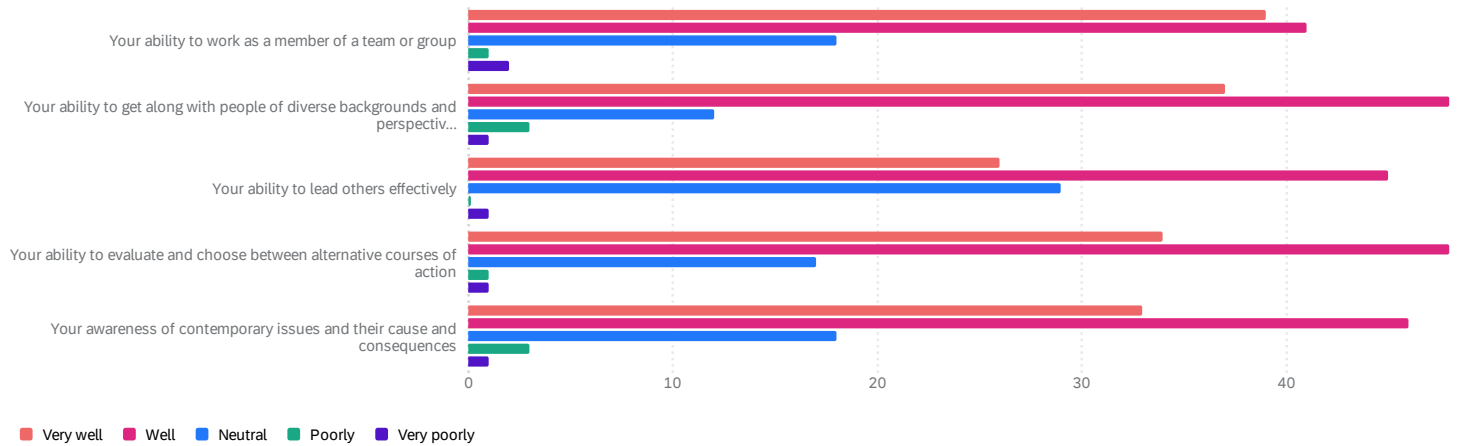
How well did Fitchburg State University prepare you in terms of the followi...	Very well	Well	Neutral	Poorly	Very poorly
Ability to think analytically and logically	40	47	16	0	1
Ability to gain an understanding of or appreciation for the arts	22	34	42	3	2
Ability to understand and apply quantitative principles and methods	29	46	25	2	1
Ability to understand scientific method	26	28	41	3	3
Ability to acquire new skills and knowledge on your own	43	50	9	2	0
Ability to use the knowledge, ideas, or perspectives gained from your major...	49	45	6	3	1
Ability to orally communicate well	29	48	26	1	0
Ability to judge information/ideas/actions/conclusions based on sources/met...	36	52	16	0	0
Ability to write effectively	37	46	20	1	0
Ability to use information technology in intellectual and/or professional p...	33	49	19	2	1
Ability to understand and appreciate cultural and ethnic differences between...	42	35	24	2	1
Ability to understand international perspectives on economic, political, so...	33	38	29	1	2

How well did Fitchburg State University prepare you in terms of the following skill sets: 104 ⓘ

How well did Fitchburg State University prepare you in terms of the followi...	Average	Minimum	Maximum	Count
Ability to think analytically and logically	1.80	1.00	5.00	104
Ability to gain an understanding of or appreciation for the arts	2.31	1.00	5.00	103
Ability to understand and apply quantitative principles and methods	2.03	1.00	5.00	103
Ability to understand scientific method	2.30	1.00	5.00	101

How well did Fitchburg State University prepare you in terms of the followi...	Average	Minimum	Maximum	Count
Ability to acquire new skills and knowledge on your own	1.71	1.00	4.00	104
Ability to use the knowledge, ideas, or perspectives gained from your major...	1.67	1.00	5.00	104
Ability to orally communicate well	1.99	1.00	4.00	104
Ability to judge information/ideas/actions/conclusions based on sources/met...	1.81	1.00	3.00	104
Ability to write effectively	1.86	1.00	4.00	104
Ability to use information technology in intellectual and/or professional p...	1.93	1.00	5.00	104
Ability to understand and appreciate cultural and ethnic differences between...	1.89	1.00	5.00	104
Ability to understand international perspectives on economic, political, so...	2.04	1.00	5.00	103

How well did Fitchburg State University prepare you for the following personal and professional situational skill sets: 101 ⓘ



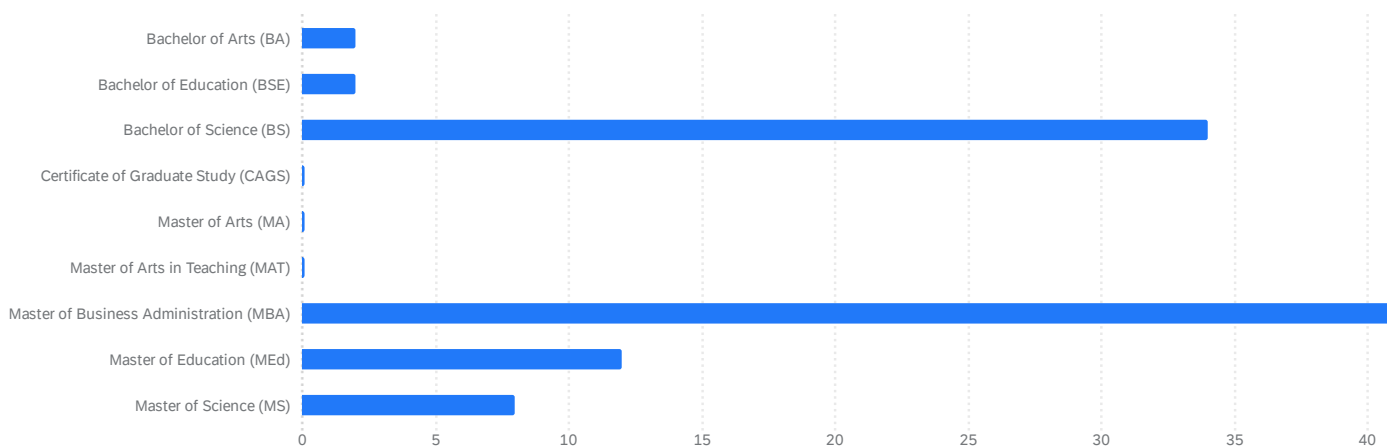
How well did Fitchburg State University prepare you for the following personal and professional situational skill sets: 101 ⓘ

How well did Fitchburg State University prepare you for the following perso...	Very well	Well	Neutral	Poorly	Very poorly
Your ability to work as a member of a team or group	39	41	18	1	2
Your ability to get along with people of diverse backgrounds and perspectiv...	37	48	12	3	1
Your ability to lead others effectively	26	45	29	0	1
Your ability to evaluate and choose between alternative courses of action	34	48	17	1	1
Your awareness of contemporary issues and their cause and consequences	33	46	18	3	1

How well did Fitchburg State University prepare you for the following personal and professional situational skill sets: 101 ⓘ

How well did Fitchburg State University prepare you for the following perso...	Average	Minimum	Maximum	Count
Your ability to work as a member of a team or group	1.87	1.00	5.00	101
Your ability to get along with people of diverse backgrounds and perspectiv...	1.84	1.00	5.00	101
Your ability to lead others effectively	2.06	1.00	5.00	101
Your ability to evaluate and choose between alternative courses of action	1.88	1.00	5.00	101
Your awareness of contemporary issues and their cause and consequences	1.94	1.00	5.00	101

Please select the Degree you completed at Fitchburg State University from the list below. 101 ⓘ



Please select the Degree you completed at Fitchburg State University from the list below. 101 ⓘ

Q17 - Please select the Degree you completed at Fitchburg State University from the list below.

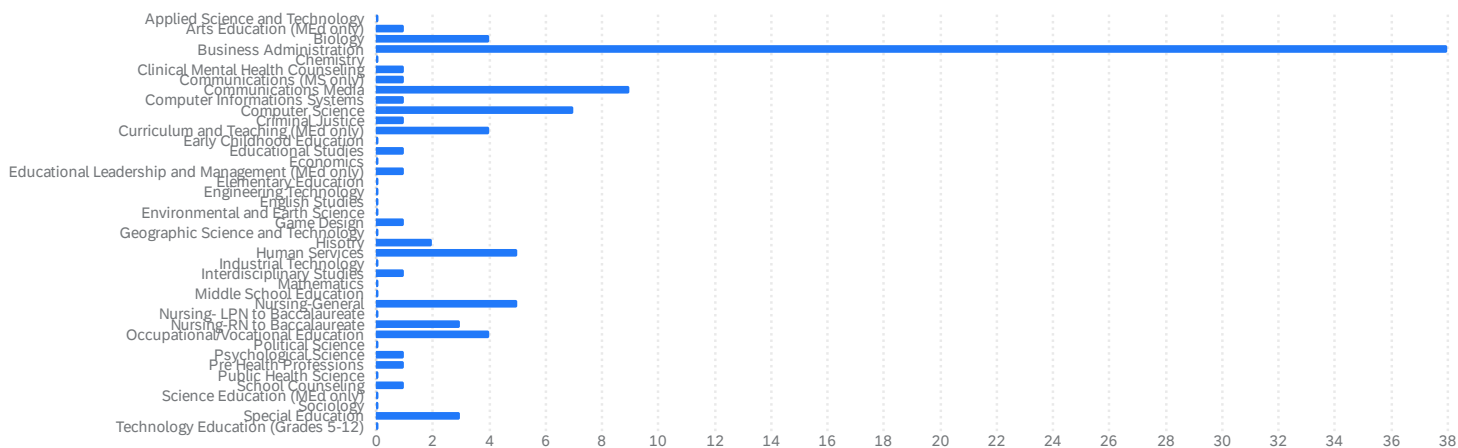
	Percentage	Count
Bachelor of Arts (BA)	2%	2
Bachelor of Education (BSE)	2%	2
Bachelor of Science (BS)	34%	34
Certificate of Graduate Study (CAGS)	0%	0
Master of Arts (MA)	0%	0
Master of Arts in Teaching (MAT)	0%	0
Master of Business Administration (MBA)	43%	43
Master of Education (MEd)	12%	12
Master of Science (MS)	8%	8

Please select the Degree you completed at Fitchburg State University from the list below. 101 ⓘ

Please select the Degree you completed at Fitchburg State University from t...

	Average	Minimum	Maximum	Count
Bachelor of Arts (BA)	1.00	1.00	1.00	2
Bachelor of Education (BSE)	2.00	2.00	2.00	2
Bachelor of Science (BS)	3.00	3.00	3.00	34
Certificate of Graduate Study (CAGS)	-	-	-	0
Master of Arts (MA)	-	-	-	0
Master of Arts in Teaching (MAT)	-	-	-	0
Master of Business Administration (MBA)	7.00	7.00	7.00	43
Master of Education (MEd)	8.00	8.00	8.00	12
Master of Science (MS)	9.00	9.00	9.00	8

Please select the major field studied for your degree: 96 ⓘ



Please select the major field studied for your degree: 96 ⓘ

Q18 - Please select the major field studied for your degree:	Percentage	Count
Applied Science and Technology	0%	0
Arts Education (MED only)	1%	1
Biology	4%	4
Business Administration	40%	38
Chemistry	0%	0
Clinical Mental Health Counseling	1%	1
Communications (MS only)	1%	1
Communications Media	9%	9
Computer Informations Systems	1%	1
Computer Science	7%	7
Criminal Justice	1%	1
Curriculum and Teaching (MED only)	4%	4
Early Childhood Education	0%	0
Educational Studies	1%	1
Economics	0%	0
Educational Leadership and Management (MED only)	1%	1
Elementary Education	0%	0
Engineering Technology	0%	0
English Studies	0%	0
Environmental and Earth Science	0%	0

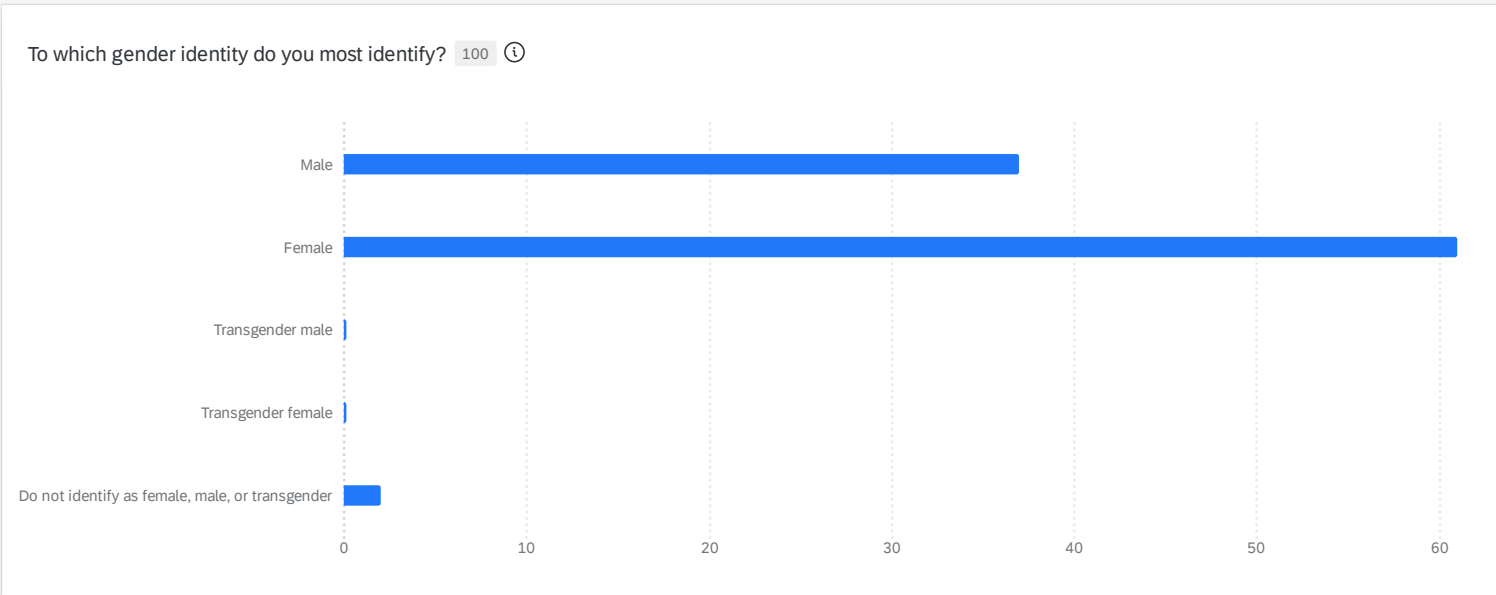
Q18 - Please select the major field studied for your degree:	Percentage	Count
Game Design	1%	1
Geographic Science and Technology	0%	0
Hisotry	2%	2
Human Services	5%	5
Industrial Technology	0%	0
Interdisciplinary Studies	1%	1
Mathematics	0%	0
Middle School Education	0%	0
Nursing-General	5%	5
Nursing- LPN to Baccalaureate	0%	0
Nursing-RN to Baccalaureate	3%	3
Occupational/Vocational Education	4%	4
Political Science	0%	0
Psychological Science	1%	1
Pre Health Professions	1%	1
Public Health Science	0%	0
School Counseling	1%	1
Science Education (MEd only)	0%	0
Sociology	0%	0
Special Education	3%	3
Technology Education (Grades 5-12)	0%	0

Please select the major field studied for your degree: 96 ⓘ

Please select the major field studied for your degree:	Average	Minimum	Maximum	Count
Applied Science and Technology	-	-	-	0
Arts Education (MEd only)	2.00	2.00	2.00	1
Biology	3.00	3.00	3.00	4
Business Administration	4.00	4.00	4.00	38
Chemistry	-	-	-	0
Clinical Mental Health Counseling	6.00	6.00	6.00	1

Please select the major field studied for your degree:	Average	Minimum	Maximum	Count
Communications (MS only)	7.00	7.00	7.00	1
Communications Media	8.00	8.00	8.00	9
Computer Informations Systems	9.00	9.00	9.00	1
Computer Science	10.00	10.00	10.00	7
Criminal Justice	11.00	11.00	11.00	1
Curriculum and Teaching (MEd only)	12.00	12.00	12.00	4
Early Childhood Education	-	-	-	0
Educational Studies	14.00	14.00	14.00	1
Economics	-	-	-	0
Educational Leadership and Management (MEd only)	16.00	16.00	16.00	1
Elementary Education	-	-	-	0
Engineering Technology	-	-	-	0
English Studies	-	-	-	0
Environmental and Earth Science	-	-	-	0
Game Design	21.00	21.00	21.00	1
Geographic Science and Technology	-	-	-	0
Hisotry	23.00	23.00	23.00	2
Human Services	24.00	24.00	24.00	5
Industrial Technology	-	-	-	0
Interdisciplinary Studies	26.00	26.00	26.00	1
Mathematics	-	-	-	0
Middle School Education	-	-	-	0
Nursing-General	29.00	29.00	29.00	5
Nursing- LPN to Baccalaureate	-	-	-	0
Nursing-RN to Baccalaureate	31.00	31.00	31.00	3
Occupational/Vocational Education	32.00	32.00	32.00	4
Political Science	-	-	-	0
Psychological Science	34.00	34.00	34.00	1
Pre Health Professions	35.00	35.00	35.00	1
Public Health Science	-	-	-	0

Please select the major field studied for your degree:	Average	Minimum	Maximum	Count
School Counseling	37.00	37.00	37.00	1
Science Education (MEd only)	-	-	-	0
Sociology	-	-	-	0
Special Education	40.00	40.00	40.00	3
Technology Education (Grades 5-12)	-	-	-	0



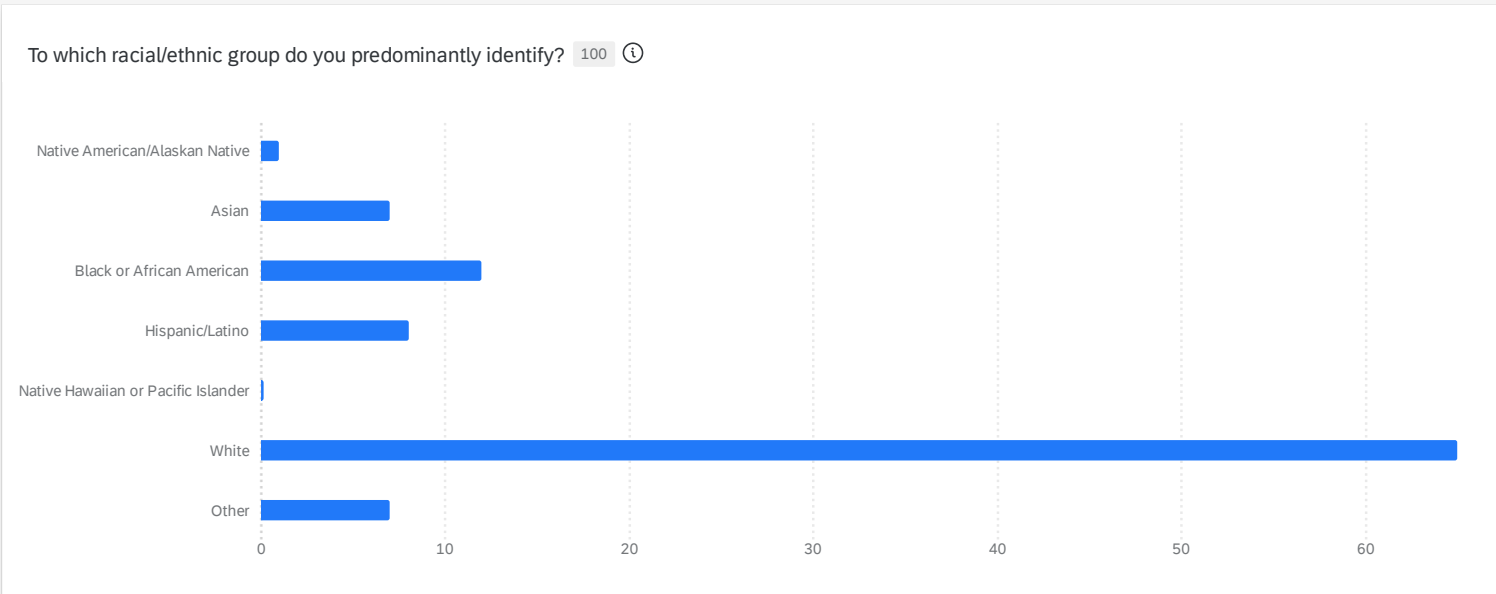
To which gender identity do you most identify? 100 ⓘ

Q19 - To which gender identity do you most identify?	Percentage	Count
Male	37%	37
Female	61%	61
Transgender male	0%	0
Transgender female	0%	0
Do not identify as female, male, or transgender	2%	2

To which gender identity do you most identify? 100 ⓘ

To which gender identity do you most identify?	Average	Minimum	Maximum	Count
Male	1.00	1.00	1.00	37
Female	2.00	2.00	2.00	61
Transgender male	-	-	-	0
Transgender female	-	-	-	0

To which gender identity do you most identify?	Average	Minimum	Maximum	Count
Do not identify as female, male, or transgender	5.00	5.00	5.00	2



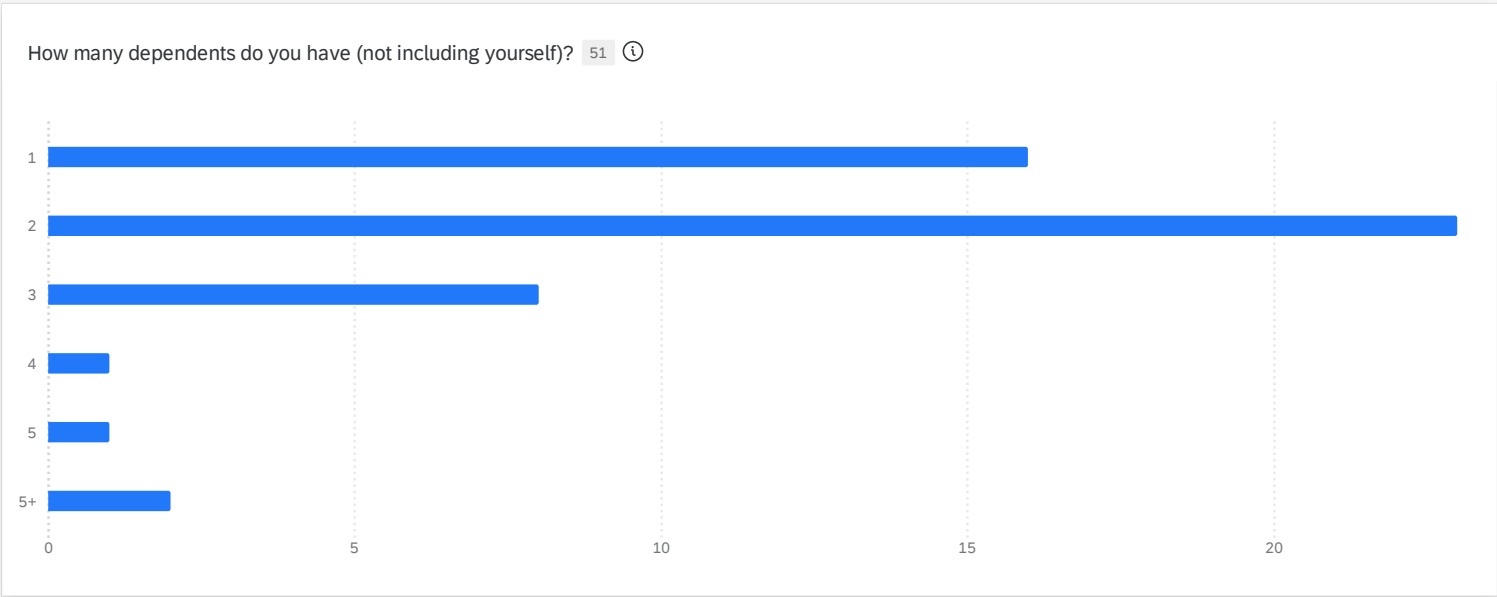
To which racial/ethnic group do you predominantly identify? 100 ⓘ

Q20 - To which racial/ethnic group do you predominantly identify?	Percentage	Count
Native American/Alaskan Native	1%	1
Asian	7%	7
Black or African American	12%	12
Hispanic/Latino	8%	8
Native Hawaiian or Pacific Islander	0%	0
White	65%	65
Other	7%	7

To which racial/ethnic group do you predominantly identify? 100 ⓘ

To which racial/ethnic group do you predominantly identify?	Average	Minimum	Maximum	Count
Native American/Alaskan Native	1.00	1.00	1.00	1
Asian	2.00	2.00	2.00	7
Black or African American	3.00	3.00	3.00	12
Hispanic/Latino	4.00	4.00	4.00	8
Native Hawaiian or Pacific Islander	-	-	-	0

To which racial/ethnic group do you predominantly identify?	Average	Minimum	Maximum	Count
White	6.00	6.00	6.00	65
Other	7.00	7.00	7.00	7



How many dependents do you have (not including yourself)? 51 ⓘ

Q21 - How many dependents do you have (not including yourself)?	Percentage	Count
1	31%	16
2	45%	23
3	16%	8
4	2%	1
5	2%	1
5+	4%	2

How many dependents do you have (not including yourself)? 51 ⓘ

How many dependents do you have (not including yourself)?	Average	Minimum	Maximum	Count
1	1.00	1.00	1.00	16
2	2.00	2.00	2.00	23
3	3.00	3.00	3.00	8
4	4.00	4.00	4.00	1
5	5.00	5.00	5.00	1
5+	6.00	6.00	6.00	2