

[Export Data CSV](#)

Aggregate First Year Alumni Survey '19

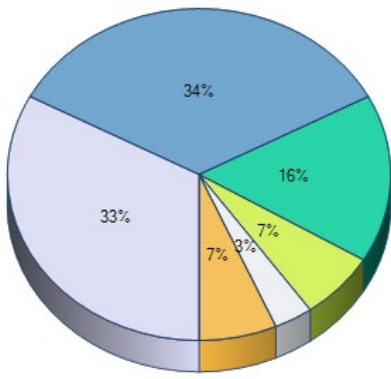
Survey Title: First Year Alumni Survey 2019

Responses By Question Analysis:

1. We would like to know about your short-term plans. Please mark each of the following as they relate to you currently:

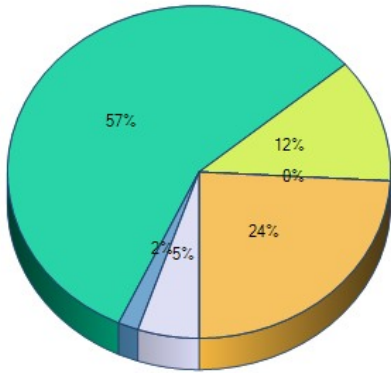
	Yes	No	Not Applicable	Response Total	Points	Avg
I am currently employed or have a job offer in a field directly related to my degree	75% (48)	25% (16)	0% (0)	64		
I am currently employed or have a job offer in a field that is not related to my degree	22.58% (14)	64.52% (40)	12.9% (8)	62		
I am searching for employment in a field directly related to my degree	31.75% (20)	50.79% (32)	17.46% (11)	63		
I am searching for employment in a field not directly related to my degree	16.13% (10)	69.35% (43)	14.52% (9)	62		
I have been accepted into a graduate program to continue my education at Fitchburg State University	4.92% (3)	72.13% (44)	22.95% (14)	61		
I have been accepted into a graduate or doctoral program to continue my education at another institution	19.05% (12)	57.14% (36)	23.81% (15)	63		
I am not planning to continue my education at this time	42.11% (24)	42.11% (24)	15.79% (9)	57		
I am a member of the Armed Forces	1.64% (1)	90.16% (55)	8.2% (5)	61		
			Total Respondents	64		
			(skipped this question)	75		

2. Are you satisfied with the course of your career thus far?



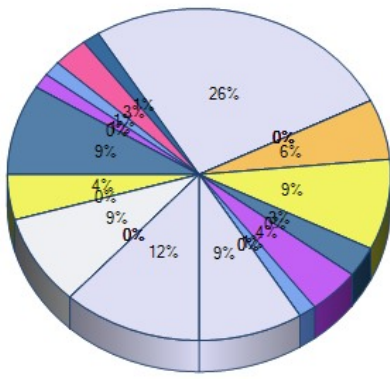
	Response Total	Response Percent
Very Satisfied	20	33%
Satisfied	21	34%
Neutral	10	16%
Dissatisfied	4	7%
Very Dissatisfied	2	3%
Not Working at This Time	4	7%
Total Respondents	61	
(skipped this question)	78	

3. In what sector are you employed?



	Response Total	Response Percent
Not employed	3	5%
Self-employed	1	2%
For-profit corporation/company	33	57%
Government or other public institution or agency	7	12%
Military	0	0%
Non-profit organization, institution or NGO	14	24%
Total Respondents	58	
(skipped this question)	81	

4. Please select the industry that best describes your employer.



	Response	
	Total	Percent
N/A - Not working	8	12%
Agriculture	0	0%
Biotech/Pharmaceutical	0	0%
Business Services	0	0%
Communications/Marketing/PR	6	9%
Computer Science/Technology	0	0%
Education: Higher Education	3	4%
Education: PreK - High School	6	9%
Engineering	0	0%
Environment	1	1%
Financial Services	1	1%
Fine/Performing Arts	2	3%
Food Service	1	1%
Healthcare	18	26%
Hospitality/Tourism/Travel	0	0%
Information Technology	0	0%
Law/Legal Services	0	0%
Manufacturing	0	0%
Media/Journalism/Publishing	4	6%
Medicine	6	9%
Military/Defense	2	3%
Politics/Public Policy/Advocacy	0	0%
Retail	3	4%
Social Services	1	1%
Sports/Fitness	0	0%
Technology	0	0%
Other, please specify	6	9%
Total Respondents	68	
(skipped this question)	71	

psychiatry
 Film/Animation/Entertainment
 Nonprofit
 Television Production
 Psychiatry
 Television

5. Rate the quality of the following in respect to the degree you received one year ago:

	Excellent	Good	Fair	Poor	Response Total	Points	Avg
Quality of faculty instruction	51.92% (27)	40.38% (21)	7.69% (4)	0% (0)	52		
Level of individual attention	48.08% (25)	38.46% (20)	13.46% (7)	0% (0)	52		
Quality of academic advisement	40.38% (21)	36.54% (19)	17.31% (9)	5.77% (3)	52		
Curriculum linked to job related skills and knowledge	48.08% (25)	38.46% (20)	9.62% (5)	3.85% (2)	52		
Preparation to meet the demands of my job	38.46% (20)	42.31% (22)	17.31% (9)	1.92% (1)	52		
Preparation to continue my education	40.82% (20)	38.78% (19)	16.33% (8)	4.08% (2)	49		
Total Respondents					52		
(skipped this question)					87		

6. Looking back at your academic career at Fitchburg State University, please select your level of agreement with the following:

	Strongly Agree	Agree	Neutral	Disagree	Strongly Disagree	Response Total	Points	Avg
The social and interpersonal skills you developed have impacted your life	48.08% (25)	34.62% (18)	13.46% (7)	3.85% (2)	0% (0)	52		
You have benefitted from the personal connections you made	38.46% (20)	32.69% (17)	25% (13)	3.85% (2)	0% (0)	52		
You have benefitted from the social networks of which you were/are a part	30.19% (16)	26.42% (14)	32.08% (17)	9.43% (5)	1.89% (1)	53		
The benefits of attending were worth the financial cost	40.38% (21)	32.69% (17)	19.23% (10)	7.69% (4)	0% (0)	52		
						Total Respondents	52	
						(skipped this question)	87	

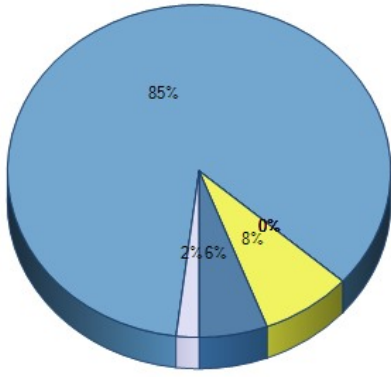
7. How well did Fitchburg State University prepare you in terms of the following skill sets:

	Very Well	Well	Neutral	Poorly	Very Poorly	Response Total	Points	Avg
Ability to think analytically and logically	55.77% (29)	30.77% (16)	13.46% (7)	0% (0)	0% (0)	52		
Ability to acquire new skills and knowledge on your own	61.54% (32)	32.69% (17)	5.77% (3)	0% (0)	0% (0)	52		
Ability to use the knowledge, ideas, or perspectives gained from your major field	65.38% (34)	30.77% (16)	3.85% (2)	0% (0)	0% (0)	52		
Ability to orally communicate well	50% (26)	40.38% (21)	7.69% (4)	0% (0)	1.92% (1)	52		
Ability to judge information/ideas/actions/conclusions based on sources/methods/reasoning	53.85% (28)	38.46% (20)	7.69% (4)	0% (0)	0% (0)	52		
Ability to write effectively	55.77% (29)	28.85% (15)	13.46% (7)	1.92% (1)	0% (0)	52		
Ability to use information technology in intellectual and/or professional pursuits	47.17% (25)	41.51% (22)	9.43% (5)	0% (0)	1.89% (1)	53		
Ability to understand and appreciate cultural and ethnic differences between people	55.77% (29)	34.62% (18)	7.69% (4)	1.92% (1)	0% (0)	52		
Ability to understand international perspectives on economic, political, social, and cultural issues	36.54% (19)	28.85% (15)	28.85% (15)	3.85% (2)	1.92% (1)	52		
Ability to gain an understanding of or appreciation for the arts	45.1% (23)	33.33% (17)	19.61% (10)	1.96% (1)	0% (0)	51		
Ability to understand and apply quantitative principles and methods	32.69% (17)	32.69% (17)	30.77% (16)	3.85% (2)	0% (0)	52		
Ability to understand scientific method	32.69% (17)	38.46% (20)	23.08% (12)	3.85% (2)	1.92% (1)	52		
						Total Respondents	52	
						(skipped this question)	87	

8. How well did Fitchburg State University prepare you for the following personal and professional situational skill sets:

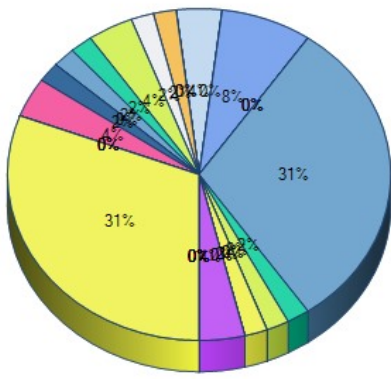
	Very Well	Well	Neutral	Poorly	Very Poorly	Response Total	Points	Avg
Your ability to work as a member of a team or group	51.92% (27)	36.54% (19)	9.62% (5)	1.92% (1)	0% (0)	52		
Your ability to get along with people of diverse backgrounds and perspectives	59.62% (31)	21.15% (11)	19.23% (10)	0% (0)	0% (0)	52		
Your ability to lead others effectively	53.85% (28)	28.85% (15)	13.46% (7)	3.85% (2)	0% (0)	52		
Your ability to evaluate and choose between alternative courses of action	50.94% (27)	30.19% (16)	18.87% (10)	0% (0)	0% (0)	53		
Your awareness of contemporary issues and their cause and consequences	48.15% (26)	37.04% (20)	12.96% (7)	1.85% (1)	0% (0)	54		
						Total Respondents	52	

9. Please select the Degree you completed at Fitchburg State University from the list below.



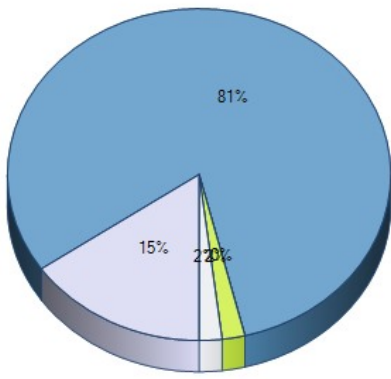
	Response Total	Response Percent
<input type="checkbox"/> Bachelor of Arts (BA)	1	2%
<input checked="" type="checkbox"/> Bachelor of Science (BS)	44	85%
<input type="checkbox"/> Certificate of Graduate Study (CAGS)	0	0%
<input type="checkbox"/> Master of Arts (MA)	0	0%
<input type="checkbox"/> Master of Arts in Teaching (MAT)	0	0%
<input type="checkbox"/> Master of Business Administration (MBA)	0	0%
<input checked="" type="checkbox"/> Master of Education (MEd)	4	8%
<input checked="" type="checkbox"/> Master of Science (MS)	3	6%
Total Respondents	52	
(skipped this question)	87	

10. Please select the major field studied for your degree:



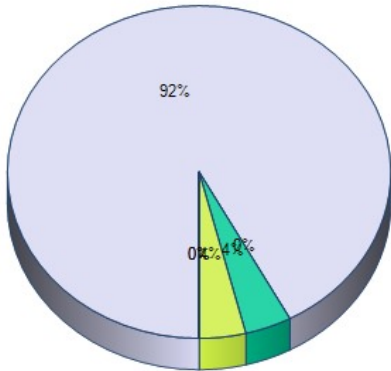
	Response Total	Response Percent
Arts Education (MEd only)	0	0%
Biology	0	0%
Business Administration	0	0%
Chemistry	0	0%
Clinical Mental Health Counseling	0	0%
Communication (MS only)	0	0%
Communications Media	16	31%
Computer Information Systems	0	0%
Computer Science	0	0%
Criminal Justice	0	0%
Curriculum and Teaching (MEd only)	0	0%
Early Childhood Education	2	4%
Educational Leadership and Management (MEd only)	1	2%
Economics	0	0%
Elementary Education	1	2%
English Studies	1	2%
Environmental and Earth Science	2	4%
Exercise and Sports Science	1	2%
Game Design	1	2%
Geographic Science and Technology	0	0%
History	0	0%
Human Services	2	4%
Industrial Technology	0	0%
Interdisciplinary Studies	4	8%
LECOM Early Acceptance	0	0%
Mathematics	0	0%
Middle School Education	0	0%
Nursing - General	16	31%
Nursing - LPN to Baccalaureate	1	2%
Nursing - RN to Baccalaureate	1	2%
Occupational/Vocational Education	0	0%
Political Science	0	0%
Psychological Science	1	2%
Science Education (MEd only)	0	0%
Sociology	0	0%
Special Education	2	4%
Technology Education (Grades 5-12)	0	0%
School Counseling	0	0%
Total Respondents	52	
(skipped this question)	87	

11. To which gender identity do you most identify?



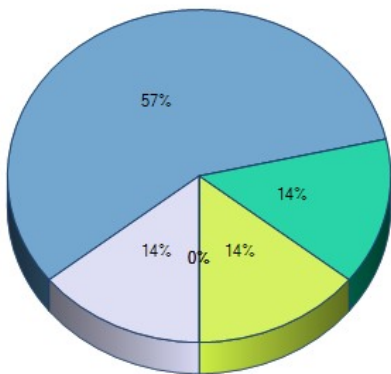
	Response Total	Response Percent
Male	8	15%
Female	42	81%
Transgender Male	0	0%
Transgender Female	1	2%
Do not identify as female, male or transgender	1	2%
Total Respondents	52	
(skipped this question)	87	

12. To which racial heritage do you predominantly identify?



	Response Total	Response Percent
White/Caucasian	47	92%
Asian	0	0%
Hispanic/Latino	2	4%
Black/African American	2	4%
American Indian	0	0%
Other	0	0%
Total Respondents	51	
(skipped this question)	88	

13. How many dependents do you have (not including yourself)?



	Response Total	Response Percent
1	1	14%
2	4	57%
3	1	14%
4	1	14%
5	0	0%
5+	0	0%
Total Respondents	7	
(skipped this question)	132	