

## Aggregate Fifth Year Alumni Survey '15

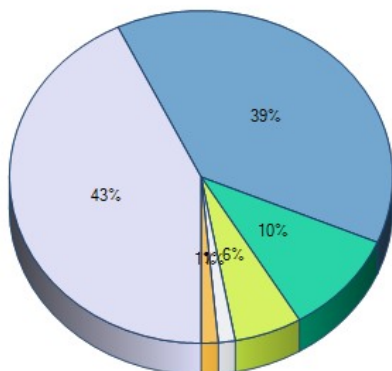
Survey Title: Fifth Year Alumni Feedback 15'

### Responses By Question Analysis:

1. We would like to know about your short-term plans. Please mark each of the following as they relate to you currently:

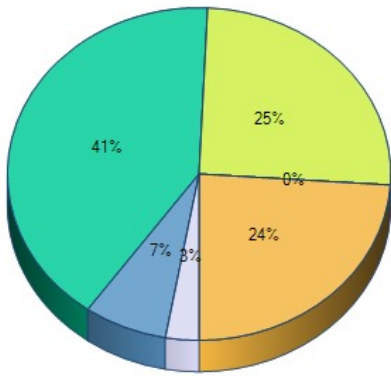
	Yes	No	Not Applicable	Response Total	Points	Avg
I am currently employed or have a job offer in a field closely related to my degree	79.17% (57)	18.06% (13)	2.78% (2)	72		
I am currently employed or have a job offer in a field that is not related to my degree	20.59% (14)	64.71% (44)	14.71% (10)	68		
I am searching for employment in a field closely related to my degree	11.76% (8)	61.76% (42)	26.47% (18)	68		
I am searching for employment in a field not closely related to my degree	8.82% (6)	66.18% (45)	25% (17)	68		
I have been accepted into a graduate program to continue my education at Fitchburg State University	7.35% (5)	55.88% (38)	36.76% (25)	68		
I have been accepted into a graduate or doctoral program to continue my education at another institution	25.71% (18)	42.86% (30)	31.43% (22)	70		
I am not planning to continue my education at this time	37.68% (26)	33.33% (23)	28.99% (20)	69		
I am a member of the Armed Forces	0% (0)	84.29% (59)	15.71% (11)	70		
			<b>Total Respondents</b>	<b>72</b>		
			(skipped this question)	100		

2. Are you satisfied with the course of your career thus far?



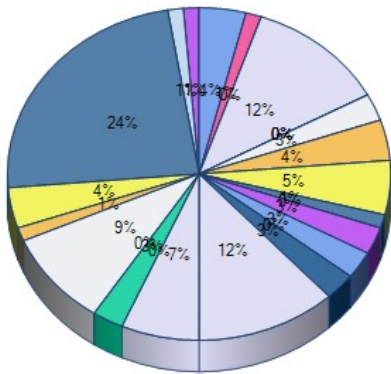
	Response Total	Response Percent
Very Satisfied	30	43%
Satisfied	27	39%
Neutral	7	10%
Dissatisfied	4	6%
Very Dissatisfied	1	1%
Not Working at This Time	1	1%
	<b>Total Respondents</b>	<b>70</b>
	(skipped this question)	102

3. In what sector are you employed?



	Response Total	Response Percent
Not employed	2	3%
Self-employed	5	7%
For-profit corporation/company	29	41%
Government or other public institution or agency	18	25%
Military	0	0%
Non-profit organization, institution or NGO	17	24%
<b>Total Respondents</b>	<b>71</b>	
<b>(skipped this question)</b>	<b>101</b>	

4. Please select the industry that best describes your employer.



	Response Total	Response Percent
N/A - Not working	5	7%
Agriculture	0	0%
Biotech/Pharmaceutical	2	3%
Business Services	0	0%
Communications/Marketing/PR	7	9%
Computer Science/Technology	1	1%
Education: Higher Education	3	4%
Education: PreK - High School	18	24%
Engineering	1	1%
Environment	1	1%
Financial Services	3	4%
Fine/Performing Arts	1	1%
Food Service	0	0%
Healthcare	9	12%
Hospitality/Tourism/Travel	0	0%
Information Technology	0	0%
Law/Legal Services	0	0%
Manufacturing	2	3%
Media/Journalism/Publishing	3	4%
Medicine	4	5%
Military/Defense	1	1%
Politics/Public Policy/Advocacy	0	0%
Retail	2	3%
Social Services	2	3%
Sports/Fitness	0	0%
Technology	2	3%
Other, please specify	9	12%
<b>Total Respondents</b>	<b>76</b>	
<b>(skipped this question)</b>	<b>96</b>	

5. Rate the quality of the following with respect to the degree you received five years ago:

	Excellent	Good	Fair	Poor	Response Total	Points	Avg
Quality of faculty instruction	46.27% (31)	44.78% (30)	8.96% (6)	0% (0)	67		
Level of individual attention	43.28% (29)	37.31% (25)	17.91% (12)	1.49% (1)	67		

Quality of academic advisement	30.88% (21)	42.65% (29)	17.65% (12)	8.82% (6)	<b>68</b>
Curriculum linked to job related skills and knowledge	34.33% (23)	41.79% (28)	19.4% (13)	4.48% (3)	<b>67</b>
Preparation to meet the demands of my job	34.33% (23)	38.81% (26)	25.37% (17)	1.49% (1)	<b>67</b>
Preparation to continue my education	35.38% (23)	38.46% (25)	20% (13)	6.15% (4)	<b>65</b>
					<b>Total Respondents</b> <b>67</b>
					(skipped this question) 105

6. Please select your level of agreement with the following statements:

	Very High	High	Average	Low	Very Low	Response Total	Points	Avg
Overall satisfaction with my experience with Fitchburg State University	33.82% (23)	38.24% (26)	23.53% (16)	4.41% (3)	0% (0)	<b>68</b>		
						<b>Total Respondents</b> <b>67</b>		
						(skipped this question) 105		

7. Looking back at your academic career at Fitchburg State University, please select your level of agreement with the following:

	Strongly Agree	Agree	Neutral	Disagree	Strongly Disagree	Response Total	Points	Avg
The social and interpersonal skills you developed have impacted your life	25.76% (17)	48.48% (32)	16.67% (11)	9.09% (6)	0% (0)	<b>66</b>		
You have benefitted from the personal connections you made	32.35% (22)	23.53% (16)	27.94% (19)	14.71% (10)	1.47% (1)	<b>68</b>		
You have benefitted from the social networks of which you were/are a part	25.76% (17)	22.73% (15)	33.33% (22)	16.67% (11)	1.52% (1)	<b>66</b>		
The benefits of attending were worth the financial cost	23.44% (15)	37.5% (24)	26.56% (17)	9.38% (6)	3.12% (2)	<b>64</b>		
						<b>Total Respondents</b> <b>66</b>		
						(skipped this question) 106		

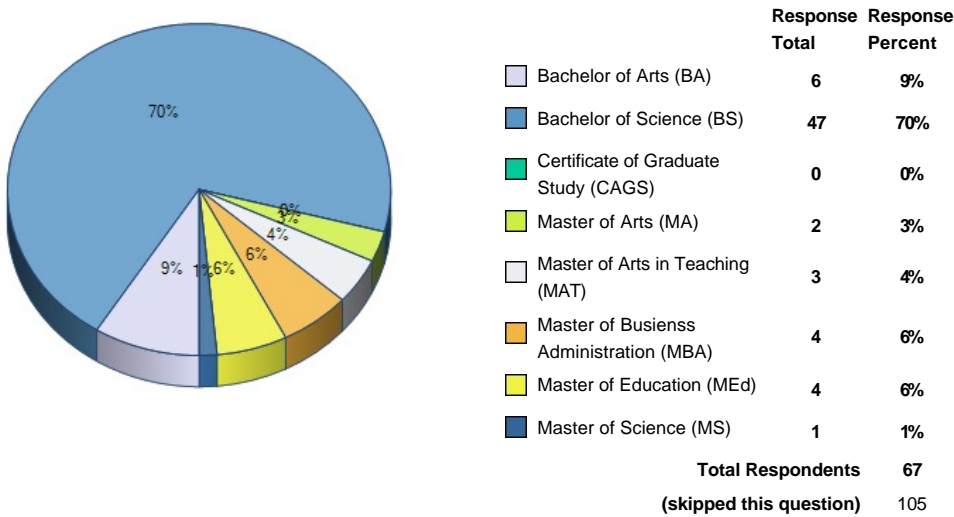
8. How well did Fitchburg State University prepare you in terms of the following skill sets:

	Very Well	Well	Neutral	Poorly	Very Poorly	Response Total	Points	Avg
Ability to think analytically and logically	28.79% (19)	53.03% (35)	16.67% (11)	1.52% (1)	0% (0)	<b>66</b>		
Ability to acquire new skills and knowledge on your own	34.85% (23)	53.03% (35)	12.12% (8)	0% (0)	0% (0)	<b>66</b>		
Ability to use the knowledge, ideas, or perspectives gained from your major field	31.82% (21)	56.06% (37)	12.12% (8)	0% (0)	0% (0)	<b>66</b>		
Ability to orally communicate well	28.79% (19)	43.94% (29)	25.76% (17)	1.52% (1)	0% (0)	<b>66</b>		
Ability to judge information/ideas/actions/conclusions based on sources/methods/reasoning	27.27% (18)	54.55% (36)	15.15% (10)	3.03% (2)	0% (0)	<b>66</b>		
Ability to write effectively	26.15% (17)	50.77% (33)	20% (13)	3.08% (2)	0% (0)	<b>65</b>		
Ability to use information technology in intellectual and/or professional pursuits	21.54% (14)	60% (39)	15.38% (10)	3.08% (2)	0% (0)	<b>65</b>		
Ability to understand and appreciate cultural and ethnic differences between people	20% (13)	56.92% (37)	20% (13)	3.08% (2)	0% (0)	<b>65</b>		
Ability to understand international perspectives on economic, political, social, and cultural issues	18.75% (12)	45.31% (29)	25% (16)	7.81% (5)	3.12% (2)	<b>64</b>		
Ability to gain an understanding of or appreciation for the arts	30.77% (20)	44.62% (29)	16.92% (11)	7.69% (5)	0% (0)	<b>65</b>		
Ability to understand and apply quantitative principles and methods	20.31% (13)	53.12% (34)	20.31% (13)	6.25% (4)	0% (0)	<b>64</b>		
Ability to understand scientific method	21.54% (14)	44.62% (29)	24.62% (16)	9.23% (6)	0% (0)	<b>65</b>		

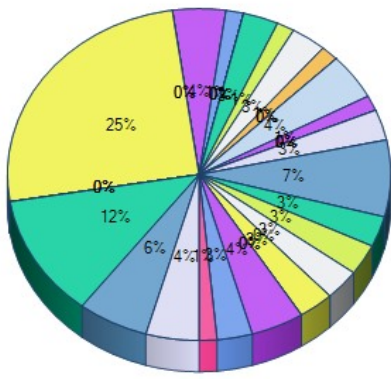
9. How well did Fitchburg State University prepare you for the following personal and professional situational skill sets:

	Very Well	Well	Neutral	Poorly	Very Poorly	Response Total	Points	Avg
Your ability to work as a member of a team or group	48.48% (32)	34.85% (23)	16.67% (11)	0% (0)	0% (0)	<b>66</b>		
Your ability to get along with people of diverse backgrounds and perspectives	43.94% (29)	39.39% (26)	13.64% (9)	3.03% (2)	0% (0)	<b>66</b>		
Your ability to lead others effectively	32.31% (21)	43.08% (28)	18.46% (12)	6.15% (4)	0% (0)	<b>65</b>		
Your ability to evaluate and choose between alternative courses of action	31.82% (21)	46.97% (31)	19.7% (13)	1.52% (1)	0% (0)	<b>66</b>		
Your awareness of contemporary issues and their cause and consequences	31.25% (20)	39.06% (25)	20.31% (13)	7.81% (5)	1.56% (1)	<b>64</b>		
<b>Total Respondents</b>						<b>66</b>		
(skipped this question)						106		

10. Please select the Degree you completed at Fitchburg State University from the list below.

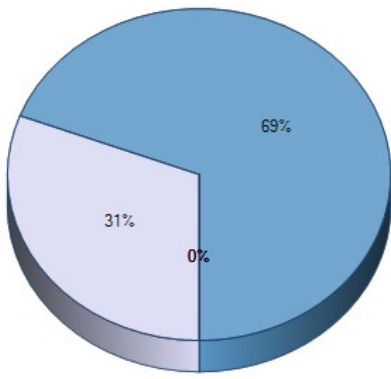


11. Please select the major field studied for your degree:



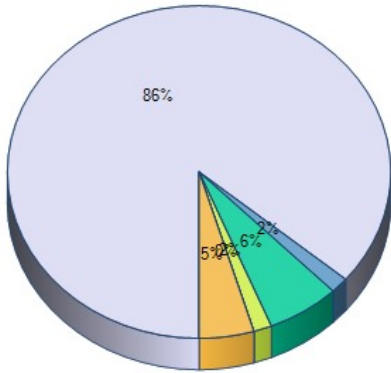
	Response Total	Response Percent
Arts Education (MEd only)	3	4%
Biology	4	6%
Business Administration	8	12%
Chemistry	0	0%
Clinical Mental Health Counseling	0	0%
Communication (MS only)	0	0%
Communications Media	17	25%
Computer Information Systems	0	0%
Computer Science	0	0%
Criminal Justice	3	4%
Curriculum and Teaching (MEd only)	1	1%
Early Childhood Education	0	0%
Educational Leadership and Management (MEd only)	0	0%
Economics	0	0%
Elementary Education	0	0%
English Studies	2	3%
Environmental and Earth Science	1	1%
Exercise and Sports Science	2	3%
Game Design	1	1%
Geographic Science and Technology	0	0%
History	0	0%
Human Services	3	4%
Industrial Technology	1	1%
Interdisciplinary Studies	0	0%
LECOM Early Acceptance	0	0%
Mathematics	0	0%
Middle School Education	2	3%
Nursing - General	5	7%
Nursing - LPN to Baccalaureate	2	3%
Nursing - RN to Baccalaureate	2	3%
Occupational/Vocational Education	2	3%
Political Science	0	0%
Psychological Science	2	3%
Science Education (MEd only)	0	0%
Sociology	0	0%
Special Education	3	4%
Technology Education (Grades 5-12)	2	3%
School Counseling	1	1%
<b>Total Respondents</b>	<b>67</b>	
<b>(skipped this question)</b>	<b>105</b>	

12. To which gender identity do you most identify?



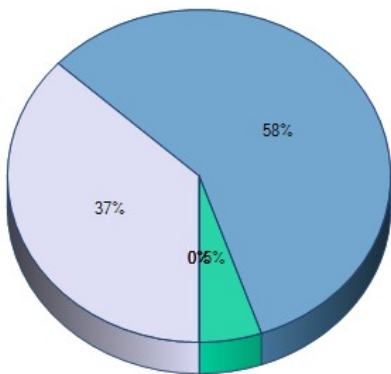
	Response Total	Response Percent
Male	20	31%
Female	45	69%
Transgender Male	0	0%
Transgender Female	0	0%
Do not identify as female, male or transgender	0	0%
<b>Total Respondents</b>	<b>65</b>	
<b>(skipped this question)</b>	<b>107</b>	

13. To which racial heritage do you predominantly identify?



	Response Total	Response Percent
White/Caucasian	56	86%
Asian	1	2%
Hispanic/Latino	4	6%
Black/African American	1	2%
American Indian	0	0%
Other	3	5%
<b>Total Respondents</b>	<b>65</b>	
<b>(skipped this question)</b>	<b>107</b>	

14. How many dependents do you have (not including yourself)?



	Response Total	Response Percent
1	7	37%
2	11	58%
3	1	5%
4	0	0%
5	0	0%
5+	0	0%
<b>Total Respondents</b>	<b>19</b>	
<b>(skipped this question)</b>	<b>153</b>	