

Aggregate Graduation Survey for Graduate Students

Survey Title: Graduation Survey for Graduate Students

Responses By Question Analysis:

1. Please indicate your level of agreement with the following statements:

	Strongly Agree	Agree	Neutral	Disagree	Strongly Disagree	Response Total	Points	Avg
Attending graduate school was the right decision for me.	82.7% (153)	15.14% (28)	2.16% (4)	0% (0)	0% (0)	185		
Attending Fitchburg State was the right decision for me.	71.89% (133)	22.16% (41)	3.78% (7)	1.62% (3)	0.54% (1)	185		
I would recommend Fitchburg State to a friend or colleague.	68.11% (126)	24.32% (45)	4.32% (8)	2.7% (5)	0.54% (1)	185		
Graduate school at Fitchburg State provided me with a higher level of learning when compared to my undergraduate experience.	49.19% (91)	25.95% (48)	17.84% (33)	4.86% (9)	2.16% (4)	185		
						Total Respondents	185	
						(skipped this question)	226	

2. Your Reasons for Attending Graduate School

	Very Important	Moderately Important	Not Important	Not Applicable	Response Total	Points	Avg
To pursue my interests in more depth	65.75% (119)	29.28% (53)	4.42% (8)	0.55% (1)	181		
To start a career in a chosen field	48.62% (88)	27.07% (49)	12.71% (23)	11.6% (21)	181		
To make connections	24.18% (44)	37.36% (68)	29.67% (54)	8.79% (16)	182		
To increase my financial prospects	67.96% (123)	26.52% (48)	4.42% (8)	1.1% (2)	181		
To gain academic recognition	53.3% (97)	31.32% (57)	13.19% (24)	2.2% (4)	182		
To enhance my career options	91.76% (167)	7.69% (14)	0% (0)	0.55% (1)	182		
To set an example for my children	42.31% (77)	17.03% (31)	6.59% (12)	34.07% (62)	182		
To attain a qualification or specialized skill	59.67% (108)	27.07% (49)	8.29% (15)	4.97% (9)	181		
To prepare for study at the doctoral level	21.55% (39)	15.47% (28)	38.12% (69)	24.86% (45)	181		
To make my family proud	38.67% (70)	34.81% (63)	20.44% (37)	6.08% (11)	181		
					Total Respondents	182	
					(skipped this question)	229	

3. Your Reasons for Selecting Fitchburg State University

	Very Important	Moderately Important	Not Important	Not Applicable	Response Total	Points	Avg
Cost and affordability	90.56% (163)	8.89% (16)	0.56% (1)	0% (0)	180		
Location	41.11% (74)	16.11% (29)	17.78% (32)	25% (45)	180		
Course delivery/modality	76.11% (137)	20.56% (37)	2.22% (4)	1.11% (2)	180		

Accelerated, 7-week course options	66.11% (119)	15% (27)	9.44% (17)	9.44% (17)	180
Reputation	38.89% (70)	48.33% (87)	11.67% (21)	1.11% (2)	180
Recommendation by a friend or colleague	30.56% (55)	23.33% (42)	17.78% (32)	28.33% (51)	180
Employment reimbursement	36.11% (65)	21.11% (38)	16.11% (29)	26.67% (48)	180
Program/Degree offerings	76.67% (138)	21.11% (38)	1.11% (2)	1.11% (2)	180
			Total Respondents	180	
			(skipped this question)		231

4. The Factors that Contributed to Earning Your Degree

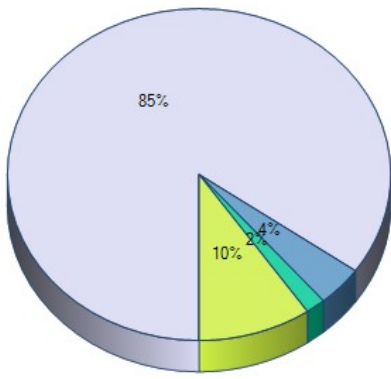
	Very Important	Moderately Important	Not Important	Not Applicable	Response Total	Points	Avg
Affordability	90.5% (162)	8.94% (16)	0.56% (1)	0% (0)	179		
Course delivery/modality	77.65% (139)	19.55% (35)	2.23% (4)	0.56% (1)	179		
Instructors	51.4% (92)	37.43% (67)	9.5% (17)	1.68% (3)	179		
Mentors & staff	35.75% (64)	29.61% (53)	21.23% (38)	13.41% (24)	179		
Support of my employer	38.55% (69)	21.23% (38)	24.02% (43)	16.2% (29)	179		
Faculty advising	33.52% (60)	26.82% (48)	27.37% (49)	12.29% (22)	179		
Peer discussion	38.55% (69)	36.87% (66)	18.44% (33)	6.15% (11)	179		
Support of my family	53.63% (96)	28.49% (51)	11.17% (20)	6.7% (12)	179		
			Total Respondents	179			
			(skipped this question)				232

5. Level of Achievement of Learning Outcome Statements

Please indicate your current level of achievement of the following Graduate Learning Outcomes.

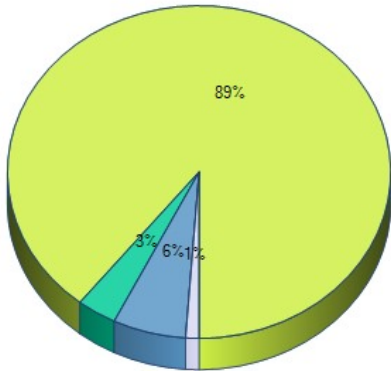
	Excellent	Above Average	Average	Below Average	Poor	Not Applicable	Response Total	Points	Avg
Ability to develop specialized field knowledge and integrate knowledge across content areas.	53.93% (96)	33.15% (59)	11.8% (21)	1.12% (2)	0% (0)	0% (0)	178		
Ability to evaluate diverse points of view embedded within varying frameworks which may include temporal, cultural, linguistic, sociopolitical or technological contexts.	55.06% (98)	31.46% (56)	12.36% (22)	0.56% (1)	0% (0)	0.56% (1)	178		
Ability to engage in critical inquiry through principle approaches to methods and through effective and ethical information search and evaluation strategies.	58.99% (105)	30.34% (54)	10.11% (18)	0% (0)	0.56% (1)	0% (0)	178		
Ability to apply disciplinary or interdisciplinary learning across multiple contexts integrating knowledge and practice.	56.74% (101)	32.02% (57)	11.24% (20)	0% (0)	0% (0)	0% (0)	178		
Ability to communicate effectively in presenting ideas orally and in writing.	60.67% (108)	28.65% (51)	10.11% (18)	0% (0)	0% (0)	0.56% (1)	178		
Ability to reason ethically in evaluating various perspectives, policies and/or practices relevant to one's field of study.	62.36% (111)	26.97% (48)	9.55% (17)	1.12% (2)	0% (0)	0% (0)	178		
			Total Respondents	178					
			(skipped this question)						233

6. What is your primary expected employment status after graduation as it stands currently?



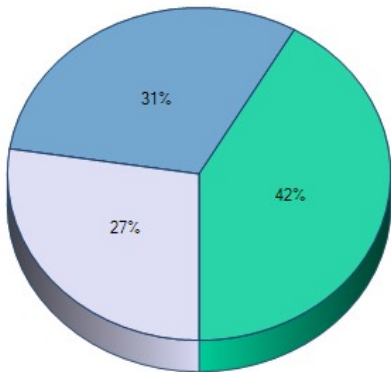
	Response Total	Response Percent
Full-time employment	151	85%
Part-time employment	7	4%
Unemployed and not seeking employment	3	2%
Unemployed and actively seeking employment	17	10%
Total Respondents	178	
(skipped this question)	233	

7. What is your primary expected status regarding pursuing further education as it stands currently?



	Response Total	Response Percent
Pursuing further undergraduate education	2	1%
Waiting for acceptance for further graduate school	11	6%
Accepted to further graduate school	6	3%
Not pursuing further education currently	159	89%
Total Respondents	178	
(skipped this question)	233	

8. Would you be interested in participating in professional development workshops or other short-term learning experiences at Fitchburg State in the future?



	Response Total	Response Percent
Yes	48	27%
No	54	31%
Maybe	73	42%
Total Respondents	175	
(skipped this question)	236	