



## Fifth Year Alumni Feedback 2012 2013 Grads

Survey Title: Fifth-Year Alumni Feedback

### Responses By Question Analysis:

1. We would like to know about your short-term plans. Please mark each of the following as they relate to you currently:

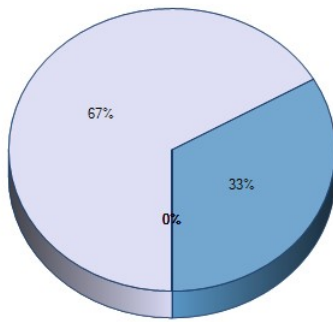
	Yes	No	Not Applicable	Response Total	Points	Avg
I am currently employed or have a job offer in a field closely related to my degree	100% (3)0% (0)	0% (0)0% (0)	0% (0)0% (0)	3	0	0
I am currently employed or have a job offer in a field that is not related to my degree	0% (0)0% (0)	100% (3)0% (0)	0% (0)0% (0)	3	0	0
I am searching for employment in a field closely related to my degree	33.33% (1)0% (0)	66.67% (2)0% (0)	0% (0)0% (0)	3	0	0
I am searching for employment in a field not closely related to my degree	0% (0)0% (0)	100% (3)0% (0)	0% (0)0% (0)	3	0	0
I have been accepted into a graduate program to continue my education at Fitchburg State University	0% (0)0% (0)	100% (3)0% (0)	0% (0)0% (0)	3	0	0
I have been accepted into a graduate or doctoral program to continue my education at another institution	0% (0)0% (0)	100% (3)0% (0)	0% (0)0% (0)	3	0	0
I am not planning to continue my education at this time	66.67% (2)0% (0)	33.33% (1)0% (0)	0% (0)0% (0)	3	0	0
I am a member of the Armed Forces	0% (0)0% (0)	100% (3)0% (0)	0% (0)0% (0)	3	0	0
<b>Total Respondents</b>				<b>3</b>		

2. How many times have you changed employers or been promoted since graduation five years ago?

1. One time but still a Special Education Teacher  
After receiving my M.Ed. I took my first position as a short term substitute (3 months) that turned into a full school year. The teacher I was replacing returned for the following year and I went to another district. That position was eliminated but the teacher that I subbed for at the first district decided to retire and I was hired back. I am just completing my 3rd year, and I believe I will now be tenured in this district.
- 2.
3. zero. same employer.

**Total Respondents 3**

3. Are you satisfied with the course of your career thus far?



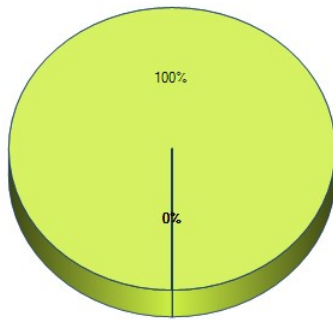
	Response Total	Response Percent
Very Satisfied	2	67%
Satisfied	1	33%
Neutral	0	0%
Dissatisfied	0	0%
Very Dissatisfied	0	0%
Not Working at This Time	0	0%
<b>Total Respondents</b>	<b>3</b>	

**4.** Where are you currently employed and what is your job title?

1. Colebrook high school through CASE Collaborative. English/Sped Teacher
2. Special Education Teacher at Burlington, MA High School.
3. Special Education Teacher, Harvard Public School

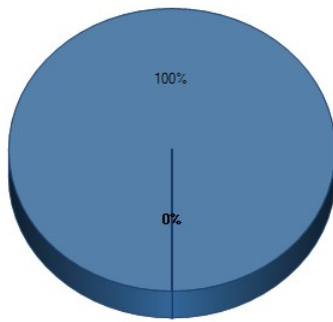
**Total Respondents 3**

**5.** In what sector are you employed?



	Response Total	Response Percent
Not employed	0	0%
Self-employed	0	0%
For-profit corporation/company	0	0%
Government or other public institution or agency	3	100%
Military	0	0%
Non-profit organization, institution or NGO	0	0%
<b>Total Respondents</b>	<b>3</b>	

**6.** Please select the industry that best describes your employer.



	Response Total	Response Percent
N/A - Not working	0	0%
Agriculture	0	0%
Biotech/Pharmaceutical	0	0%
Business Services	0	0%
Communications/Marketing/PR	0	0%
Computer Science/Technology	0	0%
Education: Higher Education	0	0%
Education: PreK - High School	3	100%
Engineering	0	0%
Environment	0	0%
Financial Services	0	0%
Fine/Performing Arts	0	0%
Food Service	0	0%
Healthcare	0	0%
Hospitality/Tourism/Travel	0	0%
Information Technology	0	0%
Law/Legal Services	0	0%
Manufacturing	0	0%
Media/Journalism/Publishing	0	0%
Medicine	0	0%
Military/Defense	0	0%
Politics/Public Policy/Advocacy	0	0%
Retail	0	0%
Social Services	0	0%
Sports/Fitness	0	0%
Technology	0	0%
Other, please specify	0	0%
<b>Total Respondents</b>	<b>3</b>	

**7.** We are always interested in our Alumni's continued interest in their personal and professional development. Which, if any, professional organizations have you joined since completing your program of study?

1. NEATE
2. None
3. None

**Total Respondents 3**

**8.** We believe that Fitchburg State Alumni are always expanding their body of knowledge and would like to know what types of professional development activities you have engaged in since completion of your program of study? (i.e. attended conferences or workshops, given presentation at conference or workshops, conducting scholarly research, licensures or certifications completed, etc.)

1. PBIS conference  
TiE conferences  
ESL TRAININGS  
NEATE conference
2. I have continued to take graduate level classes to further my knowledge - I currently have 12 additional credits, including certification in ESL (required for moving my license from Initial to Professional, which I did this year).
3. attended conferences, completed additional coursework in field, mentored upcoming educators

**Total Respondents 3**

**9.** We like to know where our graduates are in the world. Please provide us with the city and state or country in which you currently reside.

1. Westminster, ma
2. Reside in MA.
3. Harvard, Massachusetts

Total Respondents 3

10. Rate the quality of the following with respect to the degree you received five years ago:

	Excellent	Good	Fair	Poor	Response Total	Points	Avg
Quality of faculty instruction	0% (0)0% (0)	100% (3)0% (0)	0% (0)0% (0)	0% (0)0% (0)	3	0	0
Level of individual attention	33.33% (1)0% (0)	66.67% (2)0% (0)	0% (0)0% (0)	0% (0)0% (0)	3	0	0
Quality of academic advisement	33.33% (1)0% (0)	66.67% (2)0% (0)	0% (0)0% (0)	0% (0)0% (0)	3	0	0
Curriculum linked to job related skills and knowledge	66.67% (2)0% (0)	33.33% (1)0% (0)	0% (0)0% (0)	0% (0)0% (0)	3	0	0
Preparation to meet the demands of my job	33.33% (1)0% (0)	66.67% (2)0% (0)	0% (0)0% (0)	0% (0)0% (0)	3	0	0
Preparation to continue my education	33.33% (1)0% (0)	66.67% (2)0% (0)	0% (0)0% (0)	0% (0)0% (0)	3	0	0
<b>Total Respondents</b>					<b>3</b>		

11. Please select your level of agreement with the following statements:

	Very High	High	Average	Low	Very Low	Response Total	Points	Avg
Overall satisfaction with my experience with Fitchburg State University	33.33% (1)0% (0)	33.33% (1)0% (0)	33.33% (1)0% (0)	0% (0)0% (0)	0% (0)0% (0)	3	0	0
<b>Total Respondents</b>						<b>3</b>		

12. Looking back at your academic career at Fitchburg State University, please select your level of agreement with the following:

	Strongly Agree	Agree	Neutral	Disagree	Strongly Disagree	Response Total	Points	Avg
The social and interpersonal skills you developed have impacted your life	0% (0)0% (0)	33.33% (1)0% (0)	66.67% (2)0% (0)	0% (0)0% (0)	0% (0)0% (0)	3	0	0
You have benefitted from the personal connections you made	0% (0)0% (0)	0% (0)0% (0)	100% (3)0% (0)	0% (0)0% (0)	0% (0)0% (0)	3	0	0
You have benefitted from the social networks of which you were/are a part	0% (0)0% (0)	0% (0)0% (0)	100% (3)0% (0)	0% (0)0% (0)	0% (0)0% (0)	3	0	0
The benefits of attending were worth the financial cost	66.67% (2)0% (0)	33.33% (1)0% (0)	0% (0)0% (0)	0% (0)0% (0)	0% (0)0% (0)	3	0	0
<b>Total Respondents</b>						<b>3</b>		

13. How well did Fitchburg State University prepare you in terms of the following skill sets:

	Very Well	Well	Neutral	Poorly	Very Poorly	Response Total	Points	Avg
Ability to think analytically and logically	0% (0)0% (0)	66.67% (2)0% (0)	33.33% (1)0% (0)	0% (0)0% (0)	0% (0)0% (0)	3	0	0
Ability to acquire new skills and knowledge on your own	33.33% (1)0% (0)	33.33% (1)0% (0)	33.33% (1)0% (0)	0% (0)0% (0)	0% (0)0% (0)	3	0	0
Ability to use the knowledge, ideas, or perspectives gained from your major field	66.67% (2)0% (0)	33.33% (1)0% (0)	0% (0)0% (0)	0% (0)0% (0)	0% (0)0% (0)	3	0	0
Ability to orally communicate well	0% (0)0% (0)	66.67% (2)0% (0)	33.33% (1)0% (0)	0% (0)0% (0)	0% (0)0% (0)	3	0	0
Ability to judge information/ideas/actions/conclusions based on sources/methods/reasoning	33.33% (1)0% (0)	33.33% (1)0% (0)	33.33% (1)0% (0)	0% (0)0% (0)	0% (0)0% (0)	3	0	0
Ability to write effectively	0% (0)0% (0)	33.33% (1)0% (0)	66.67% (2)0% (0)	0% (0)0% (0)	0% (0)0% (0)	3	0	0
Ability to use information technology in intellectual and/or professional pursuits	33.33% (1)0% (0)	0% (0)0% (0)	66.67% (2)0% (0)	0% (0)0% (0)	0% (0)0% (0)	3	0	0
Ability to understand and appreciate cultural and ethnic differences between people	0% (0)0% (0)	0% (0)0% (0)	100% (2)0% (0)	0% (0)0% (0)	0% (0)0% (0)	2	0	0
Ability to understand international perspectives on economic, political, social, and cultural issues	0% (0)0% (0)	33.33% (1)0% (0)	66.67% (2)0% (0)	0% (0)0% (0)	0% (0)0% (0)	3	0	0
Ability to gain an understanding of or appreciation for the arts	0% (0)0% (0)	0% (0)0% (0)	100% (3)0% (0)	0% (0)0% (0)	0% (0)0% (0)	3	0	0

Ability to understand and apply quantitative principles and methods	0% (0)0%	33.33% (1)0%	66.67% (2)0%	0% (0)0%	0% (0)0%	3	0	0
Ability to understand scientific method	0% (0)0%	33.33% (1)0%	66.67% (2)0%	0% (0)0%	0% (0)0%	3	0	0
<b>Total Respondents</b>						<b>3</b>		

**14.** How well did Fitchburg State University prepare you for the following personal and professional situational skill sets:

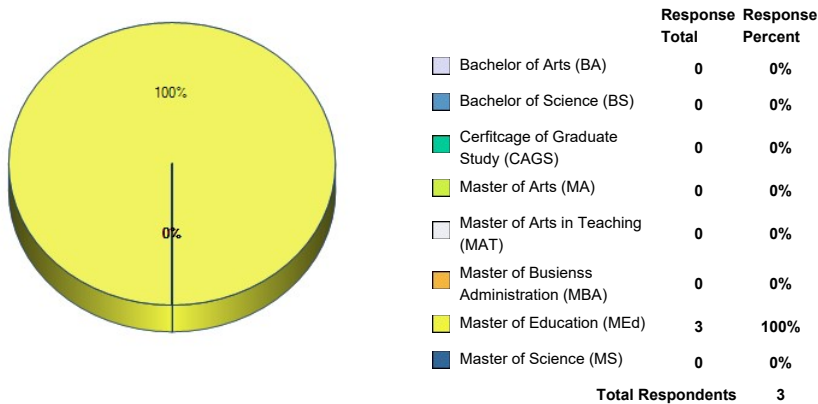
	Very Well	Well	Neutral	Poorly	Very Poorly	Response Total	Points	Avg
Your ability to work as a member of a team or group	33.33% (1)0%	33.33% (1)0%	33.33% (1)0%	0% (0)0%	0% (0)0%	3	0	0
Your ability to get along with people of diverse backgrounds and perspectives	0% (0)0%	66.67% (2)0%	33.33% (1)0%	0% (0)0%	0% (0)0%	3	0	0
Your ability to lead others effectively	33.33% (1)0%	33.33% (1)0%	33.33% (1)0%	0% (0)0%	0% (0)0%	3	0	0
Your ability to evaluate and choose between alternative courses of action	0% (0)0%	66.67% (2)0%	33.33% (1)0%	0% (0)0%	0% (0)0%	3	0	0
Your awareness of contemporary issues and their cause and consequences	33.33% (1)0%	33.33% (1)0%	33.33% (1)0%	0% (0)0%	0% (0)0%	3	0	0
<b>Total Respondents</b>						<b>3</b>		

**15.** What did we not ask you about but you feel we should know?

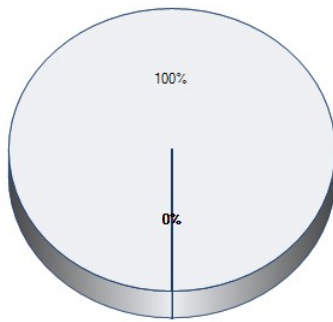
- N/A
  - as a career changer, Fitchburg was very economical, and I appreciated the online/hybrid courses.
- Total Respondents 2**

(skipped this question) 1

**16.** Please select the Degree you completed at Fitchburg State University from the list below.

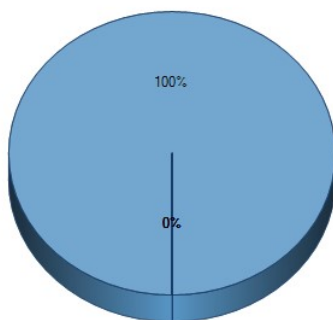


**17.** Please select the major field your studied for your degree:



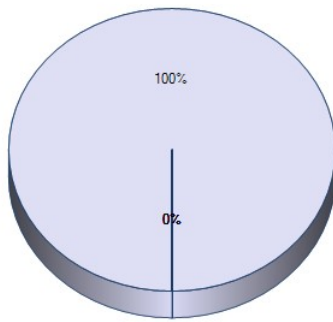
	Response Total	Response Percent
Arts (MA or MEd only)	0	0%
Biology	0	0%
Business Administration	0	0%
Chemistry	0	0%
Communication (MS only)	0	0%
Communications Media	0	0%
Computer Information Systems	0	0%
Computer Science	0	0%
Counseling (MS only)	0	0%
Criminal Justice	0	0%
Early Childhood Education	0	0%
Educational Leadership (CAGS only)	0	0%
Economics	0	0%
Elementary Education	0	0%
English Studies	0	0%
Environmental and Earth Science	0	0%
Game Design	0	0%
Geographic Science and Technology	0	0%
History	0	0%
Human Services	0	0%
Industrial Technology	0	0%
Interdisciplinary Studies	0	0%
LECOM Early Acceptance Programs	0	0%
Mathematics	0	0%
Middle School Education	0	0%
Nursing	0	0%
Occupational/Vocation Education	0	0%
Political Science	0	0%
Psychological Science	0	0%
Sociology	0	0%
Special Education	3	100%
Technology Education (Grades 5-12)	0	0%
<b>Total Respondents</b>	<b>3</b>	

18. To which gender identity do you most identify?



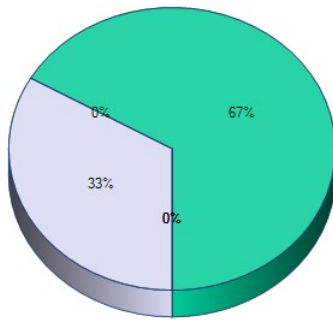
	Response Total	Response Percent
Male	0	0%
Female	3	100%
Transgender Male	0	0%
Transgender Female	0	0%
Do not identify as female, male or transgender	0	0%
<b>Total Respondents</b>	<b>3</b>	

19. To which racial heritage do you predominantly identify?



	Response Total	Response Percent
White/Caucasian	2	100%
Asian	0	0%
Hispanic/Latino	0	0%
Black/African American	0	0%
American Indian	0	0%
Other	0	0%
<b>Total Respondents</b>	<b>2</b>	
<b>(skipped this question)</b>	<b>1</b>	

20. How many dependents do you have (not including yourself)?



	Response Total	Response Percent
1	1	33%
2	0	0%
3	2	67%
4	0	0%
5	0	0%
5+	0	0%
<b>Total Respondents</b>	<b>3</b>	