



First Year Alumni Feedback (2016/17 Graduates)

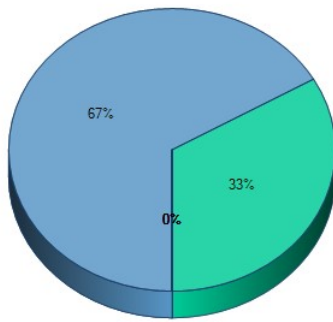
Survey Title: First-Year Alumni Feedback

Responses By Question Analysis:

1. We would like to know about your short-term plans. Please mark each of the following as they relate to you currently:

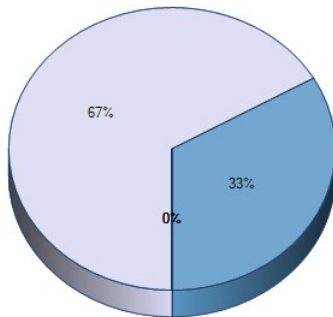
	Yes	No	Not Applicable	Response Total	Points	Avg
I am currently employed or have a job offer in a field directly related to my degree	66.67% (2)0% (0)	33.33% (1)0% (0)	0% (0)0% (0)	3	0	0
I am currently employed or have a job offer in a field that is not related to my degree	33.33% (1)0% (0)	33.33% (1)0% (0)	33.33% (1)0% (0)	3	0	0
I am searching for employment in a field directly related to my degree	0% (0)0% (0)	33.33% (1)0% (0)	66.67% (2)0% (0)	3	0	0
I am searching for employment in a field not directly related to my degree	0% (0)0% (0)	33.33% (1)0% (0)	66.67% (2)0% (0)	3	0	0
I have been accepted into a graduate program to continue my education at Fitchburg State University	0% (0)0% (0)	66.67% (2)0% (0)	33.33% (1)0% (0)	3	0	0
I have been accepted into a graduate or doctoral program to continue my education at another institution	0% (0)0% (0)	66.67% (2)0% (0)	33.33% (1)0% (0)	3	0	0
I am not planning to continue my education at this time	0% (0)0% (0)	100% (3)0% (0)	0% (0)0% (0)	3	0	0
I am a member of the Armed Forces	0% (0)0% (0)	66.67% (2)0% (0)	33.33% (1)0% (0)	3	0	0
Total Respondents				3		

2. How long did it take you to find your current position?



	Response Total	Response Percent
Have not found a position yet	0	0%
Held the position while I completed my degree	2	67%
Secured my position prior to graduation	1	33%
Less than 30 days after graduation	0	0%
1 - 3 months after graduation	0	0%
4-6 months after graduation	0	0%
7 or more months after graduation	0	0%
Did not pursue employment	0	0%
Total Respondents	3	

3. Are you satisfied with the course of your career thus far?



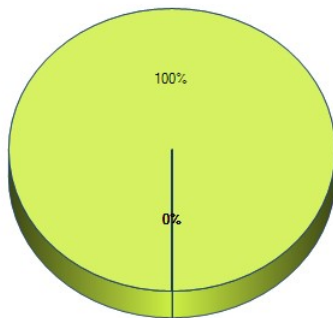
	Response Total	Response Percent
Very Satisfied	2	67%
Satisfied	1	33%
Neutral	0	0%
Dissatisfied	0	0%
Very Dissatisfied	0	0%
Not Working at This Time	0	0%
Total Respondents	3	

4. Where are you currently employed and what is your job title?

1. Revere Public Schools as a fourth grade special education inclusion teacher
2. Diman Regional Vocational Technical High School
Programming and Web Development Instructor
3. North Reading Public Schools- Computer Science and Robotics Teacher

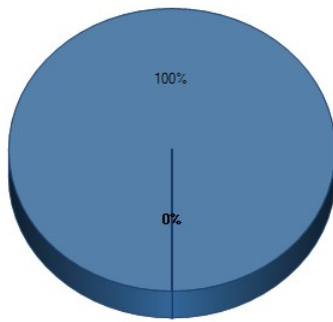
Total Respondents 3

5. In what sector are you employed?



	Response Total	Response Percent
Not employed	0	0%
Self-employed	0	0%
For-profit corporation/company	0	0%
Government or other public institution or agency	3	100%
Military	0	0%
Non-profit organization, institution or NGO	0	0%
Total Respondents	3	

6. Please select the industry that best describes your employer.



	Response Total	Response Percent
N/A - Not working	0	0%
Agriculture	0	0%
Biotech/Pharmaceutical	0	0%
Business Services	0	0%
Communications/Marketing/PR	0	0%
Computer Science/Technology	0	0%
Education: Higher Education	0	0%
Education: PreK - High School	3	100%
Engineering	0	0%
Environment	0	0%
Financial Services	0	0%
Fine/Performing Arts	0	0%
Food Service	0	0%
Healthcare	0	0%
Hospitality/Tourism/Travel	0	0%
Information Technology	0	0%
Law/Legal Services	0	0%
Manufacturing	0	0%
Media/Journalism/Publishing	0	0%
Medicine	0	0%
Military/Defense	0	0%
Politics/Public Policy/Advocacy	0	0%
Retail	0	0%
Social Services	0	0%
Sports/Fitness	0	0%
Technology	0	0%
Other, please specify	0	0%
Total Respondents	3	

7. We are always interested in our Alumni's continued interest in their personal and professional development. Which, if any, professional organizations have you joined since completing your program of study?

1. N/A
2. None
3. None.

Total Respondents 3

8. We believe that Fitchburg State Alumni are always expanding their body of knowledge and would like to know what types of professional development activities you have engaged in since completion of your program of study? (i.e. attended conferences or workshops, given presentation at conference or workshops, conducting scholarly research, licensures or certifications completed, etc.)

1. Mandatory Trainings related to my field of work and MCIEA
2. I now need to take vocational occupational education courses, since the academic courses (with similar content) don't fit. It's sad, since I'm teaching the new content in the same classroom.
3. NPEN and other similar workshops

Total Respondents 3

9. We like to know where our graduates are in the world. Please provide us with the city and state or country in which you currently reside.

1. Kingston, NH
2. Norton, MA
3. Ipswich, MA

Total Respondents 3

10. Rate the quality of the following in respect to the degree you received one year ago:

	Excellent	Good	Fair	Poor	Response Total	Points	Avg
Quality of faculty instruction	0% (0)0% (0)	100% (3)0% (0)	0% (0)0% (0)	0% (0)0% (0)	3	0	0
Level of individual attention	0% (0)0% (0)	100% (3)0% (0)	0% (0)0% (0)	0% (0)0% (0)	3	0	0
Quality of academic advisement	33.33% (1)0% (0)	66.67% (2)0% (0)	0% (0)0% (0)	0% (0)0% (0)	3	0	0
Curriculum linked to job related skills and knowledge	33.33% (1)0% (0)	66.67% (2)0% (0)	0% (0)0% (0)	0% (0)0% (0)	3	0	0
Preparation to meet the demands of my job	33.33% (1)0% (0)	66.67% (2)0% (0)	0% (0)0% (0)	0% (0)0% (0)	3	0	0
Preparation to continue my education	33.33% (1)0% (0)	66.67% (2)0% (0)	0% (0)0% (0)	0% (0)0% (0)	3	0	0
Total Respondents					3		

11. Looking back at your academic career at Fitchburg State University, please select your level of agreement with the following:

	Strongly Agree	Agree	Neutral	Disagree	Strongly Disagree	Response Total	Points	Avg
The social and interpersonal skills you developed have impacted your life	0% (0)0% (0)	33.33% (1)0% (0)	66.67% (2)0% (0)	0% (0)0% (0)	0% (0)0% (0)	3	0	0
You have benefitted from the personal connections you made	0% (0)0% (0)	33.33% (1)0% (0)	66.67% (2)0% (0)	0% (0)0% (0)	0% (0)0% (0)	3	0	0
You have benefitted from the social networks of which you were/are a part	0% (0)0% (0)	33.33% (1)0% (0)	66.67% (2)0% (0)	0% (0)0% (0)	0% (0)0% (0)	3	0	0
The benefits of attending were worth the financial cost	33.33% (1)0% (0)	33.33% (1)0% (0)	33.33% (1)0% (0)	0% (0)0% (0)	0% (0)0% (0)	3	0	0
Total Respondents						3		

12. How well did Fitchburg State University prepare you in terms of the following skill sets:

	Very Well	Well	Neutral	Poorly	Very Poorly	Response Total	Points	Avg
Ability to think analytically and logically	33.33% (1)0% (0)	33.33% (1)0% (0)	33.33% (1)0% (0)	0% (0)0% (0)	0% (0)0% (0)	3	0	0
Ability to acquire new skills and knowledge on your own	33.33% (1)0% (0)	33.33% (1)0% (0)	33.33% (1)0% (0)	0% (0)0% (0)	0% (0)0% (0)	3	0	0
Ability to use the knowledge, ideas, or perspectives gained from your major field	33.33% (1)0% (0)	33.33% (1)0% (0)	33.33% (1)0% (0)	0% (0)0% (0)	0% (0)0% (0)	3	0	0
Ability to orally communicate well	33.33% (1)0% (0)	33.33% (1)0% (0)	33.33% (1)0% (0)	0% (0)0% (0)	0% (0)0% (0)	3	0	0
Ability to judge information/ideas/actions/conclusions based on sources/methods/reasoning	33.33% (1)0% (0)	33.33% (1)0% (0)	33.33% (1)0% (0)	0% (0)0% (0)	0% (0)0% (0)	3	0	0
Ability to write effectively	33.33% (1)0% (0)	66.67% (2)0% (0)	0% (0)0% (0)	0% (0)0% (0)	0% (0)0% (0)	3	0	0
Ability to use information technology in intellectual and/or professional pursuits	33.33% (1)0% (0)	33.33% (1)0% (0)	33.33% (1)0% (0)	0% (0)0% (0)	0% (0)0% (0)	3	0	0
Ability to understand and appreciate cultural and ethnic differences between people	33.33% (1)0% (0)	33.33% (1)0% (0)	33.33% (1)0% (0)	0% (0)0% (0)	0% (0)0% (0)	3	0	0
Ability to understand international perspectives on economic, political, social, and cultural issues	33.33% (1)0% (0)	33.33% (1)0% (0)	33.33% (1)0% (0)	0% (0)0% (0)	0% (0)0% (0)	3	0	0
Ability to gain an understanding of or appreciation for the arts	33.33% (1)0% (0)	33.33% (1)0% (0)	33.33% (1)0% (0)	0% (0)0% (0)	0% (0)0% (0)	3	0	0
Ability to understand and apply quantitative principles and methods	33.33% (1)0% (0)	33.33% (1)0% (0)	33.33% (1)0% (0)	0% (0)0% (0)	0% (0)0% (0)	3	0	0
Ability to understand scientific method	33.33% (1)0% (0)	33.33% (1)0% (0)	33.33% (1)0% (0)	0% (0)0% (0)	0% (0)0% (0)	3	0	0
Total Respondents						3		

13. How well did Fitchburg State University prepare you for the following personal and professional situational skill sets:

	Very Well	Well	Neutral	Poorly	Very Poorly	Response Total	Points	Avg
			0% (0)0% (0)			3	0	0

Your ability to work as a member of a team or group	33.33% (1) (0)	0% (0)	66.67% (2) (0)	0% (0) (0)	0% (0) (0)			
Your ability to get along with people of diverse backgrounds and perspectives	33.33% (1) (0)	0% (0)	66.67% (2) (0)	0% (0) (0)	0% (0) (0)	3	0	0
Your ability to lead others effectively	33.33% (1) (0)	0% (0)	33.33% (1) (0)	33.33% (1) (0)	0% (0) (0)	3	0	0
Your ability to evaluate and choose between alternative courses of action	33.33% (1) (0)	0% (0)	33.33% (1) (0)	33.33% (1) (0)	0% (0) (0)	3	0	0
Your awareness of contemporary issues and their cause and consequences	33.33% (1) (0)	0% (0)	33.33% (1) (0)	33.33% (1) (0)	0% (0) (0)	3	0	0
Total Respondents						3		

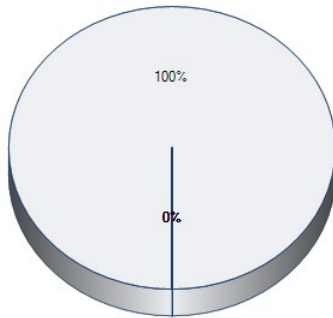
14. What did we not ask you about but you feel we should know?

- I would like more information about the CAGS program.
- I was a distance learner, and never attended a course on campus.

Total Respondents 2

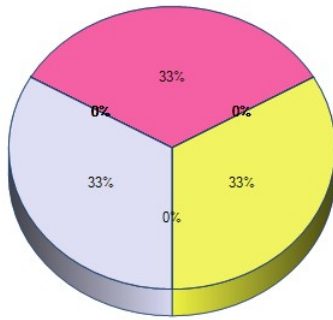
(skipped this question) 1

15. Please select the Degree you completed at Fitchburg State University from the list below.



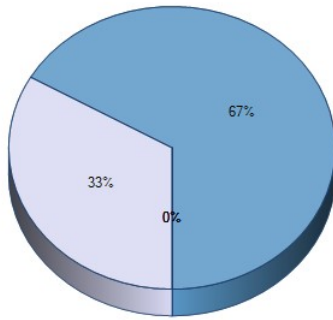
	Response Total	Response Percent
<input type="checkbox"/> Bachelor of Arts (BA)	0	0%
<input type="checkbox"/> Bachelor of Science (BS)	0	0%
<input type="checkbox"/> Certificate of Graduate Study (CAGS)	0	0%
<input type="checkbox"/> Master of Arts (MA)	0	0%
<input type="checkbox"/> Master of Arts in Teaching (MAT)	3	100%
<input type="checkbox"/> Master of Business Administration (MBA)	0	0%
<input type="checkbox"/> Master of Education (MEd)	0	0%
<input type="checkbox"/> Master of Science (MS)	0	0%
Total Respondents		3

16. Please select the major field your studied for your degree:



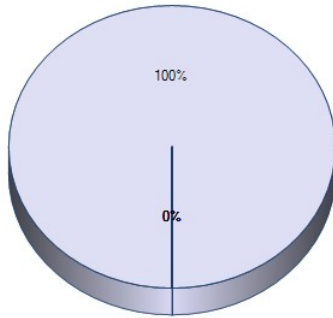
	Response Total	Response Percent
Arts (MEd only)	1	33%
Biology	0	0%
Business Administration	0	0%
Chemistry	0	0%
Communication (MS only)	0	0%
Communications Media	0	0%
Computer Information Systems	0	0%
Computer Science	0	0%
Counseling (MS only)	0	0%
Criminal Justice	0	0%
Early Childhood Education	0	0%
Educational Leadership	0	0%
Economics	0	0%
Elementary Education	0	0%
English Studies	0	0%
Environmental and Earth Science	0	0%
Game Design	0	0%
Geographic Science and Technology	0	0%
History	0	0%
Human Services	0	0%
Industrial Technology	0	0%
Interdisciplinary Studies	0	0%
LECOM Early Acceptance Programs	0	0%
Mathematics	0	0%
Middle School Education	1	33%
Nursing - General	0	0%
Nursing - LPN to Baccalaureate	0	0%
Nursing - RN to Baccalaureate	0	0%
Occupational/Vocation Education	0	0%
Political Science	0	0%
Psychological Science	0	0%
Sociology	0	0%
Special Education	1	33%
Technology Education (Grades 5-12)	0	0%
Total Respondents	3	

17. To which gender identity do you most identify?



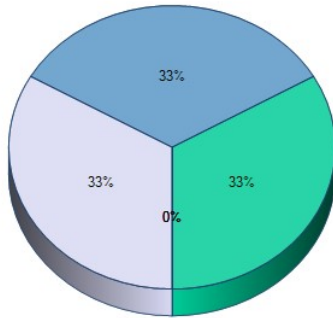
	Response Total	Response Percent
Male	1	33%
Female	2	67%
Transgender Male	0	0%
Transgender Female	0	0%
Do not identify as female, male or transgender	0	0%
Total Respondents	3	

18. To which racial heritage do you predominantly identify?



	Response Total	Response Percent
White/Caucasian	3	100%
Asian	0	0%
Hispanic/Latino	0	0%
Black/African American	0	0%
American Indian	0	0%
Other	0	0%
Total Respondents	3	

19. How many dependents do you have (not including yourself)?



	Response Total	Response Percent
1	1	33%
2	1	33%
3	1	33%
4	0	0%
5	0	0%
5+	0	0%
Total Respondents	3	