

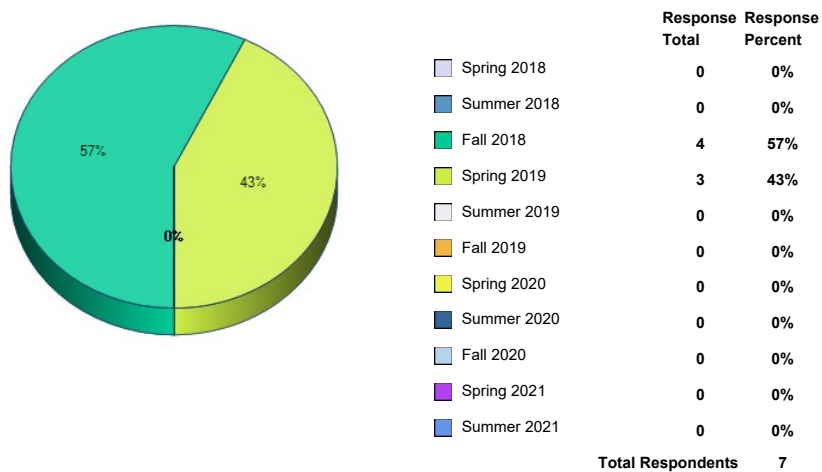


Graduating Student Feedback

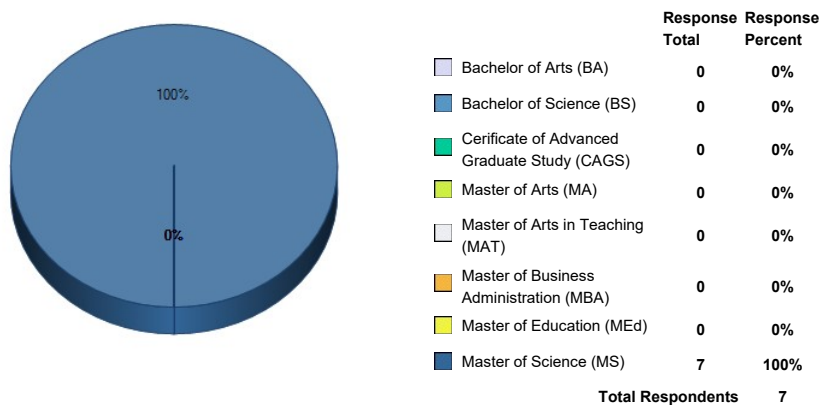
Survey Title: Graduating Student Feedback

Responses By Question Analysis:

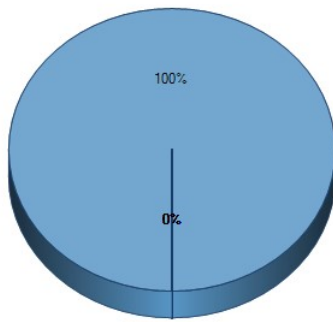
1. Please select the semester will you complete your program requirements from the list below:



2. Please select the Degree you are currently completing at Fitchburg State University from the list below:



3. Please select the major field your studied for your degree:



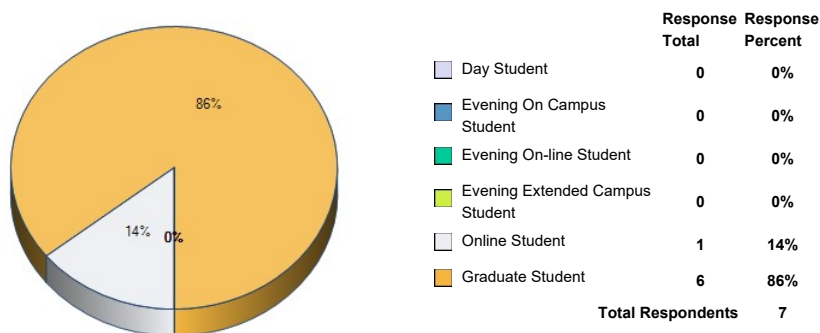
	Response Total	Response Percent
Arts Education (MEd only)	0	0%
Biology	0	0%
Business Administration	0	0%
Chemistry	0	0%
Clinical Mental Health Counseling	0	0%
Communication (MS only)	0	0%
Communications Media	0	0%
Computer Information Systems	0	0%
Computer Science	0	0%
Criminal Justice	0	0%
Curriculum and Teaching	0	0%
Early Childhood Education	0	0%
Educational Leadership	0	0%
Economics	0	0%
Elementary Education	0	0%
English Studies	0	0%
Environmental and Earth Science	0	0%
Exercise and Sports Science	0	0%
Game Design	0	0%
Geographic Science and Technology	0	0%
History	0	0%
Human Services	0	0%
Industrial Technology	0	0%
Interdisciplinary Studies	0	0%
LECOM Early Acceptance	0	0%
Mathematics	0	0%
Middle School Education	0	0%
Nursing - General	7	100%
Nursing - LPN to Baccalaureate	0	0%
Nursing - RN to Baccalaureate	0	0%
Occupational/Vocational Education	0	0%
Political Science	0	0%
Psychological Science	0	0%
Sociology	0	0%
Special Education	0	0%
Technology Education (Grades 5-12)	0	0%
Total Respondents	7	

4. Please select your minor from the list below:

	Response Total	Response Percent
African-American Studies	0	0%
American Studies	0	0%
Art	0	0%
Art History	0	0%
Asian Studies	0	0%
Biology	0	0%
Business Administration	0	0%
Chemistry	0	0%
Communication Studies	0	0%
Computer Science	0	0%
Construction Technology	0	0%
Criminal Justice	0	0%
Deaf Studies	0	0%
Disability Studies	0	0%
Early Childhood Education	0	0%
Economics	0	0%
English Studies - Literature	0	0%
English Studies -- Professional Writing	0	0%
Environmental and Earth Science	0	0%
Film Studies	0	0%
French	0	0%
Game Design	0	0%
Geographic Design	0	0%
History	0	0%
History Secondary Education	0	0%
Industrial Training	0	0%
International Studies	0	0%
Latin	0	0%
Manufacturing Technology	0	0%
Mathematics	0	0%
Mathematics for Education	0	0%
Middle School Education	0	0%
Music	0	0%
Neuroscience, Behavior, and Cognition	0	0%
Peace Studies	0	0%
Philosophy	0	0%
Political Science	0	0%
Psychological Science	0	0%
Romance Languages	0	0%
Social Science	0	0%
Sociology	0	0%
Spanish	0	0%
Special Education	0	0%
Studio Art	0	0%
Theater	0	0%
Women, Gender and Sexuality Studies	0	0%
None	0	0%

Total Respondents 0
(skipped this question) 7

5. Please select the student group you most identify with from the list below:



6. Please rate the following academic experiences at Fitchburg State University:

	Excellent	Very Good	Good	Fair	Poor	Not Applicable	Response Total	Points	Avg
Availability of classes (e.g. time offered, seats open)	83.33% (5) 0% (0)	0% (0) 0%	0% (0) 0%	16.67% (1) 0% (0)	0% (0) 0%	0% (0) 0%	6	0	0
Frequency of course offerings	33.33% (2) 0% (0)	33.33% (2) 0% (0)	16.67% (1) 0% (0)	16.67% (1) 0% (0)	0% (0) 0%	0% (0) 0%	6	0	0
Size of classes	50% (3) (0)	50% (3) (0)	0% (0) (0)	0% (0) (0)	0% (0) (0)	0% (0) (0)	6	0	0
Quality of instruction	33.33% (2) 0% (0)	50% (3) (0)	0% (0) (0)	16.67% (1) 0% (0)	0% (0) 0%	0% (0) 0%	6	0	0
Quality of texts and other instructional materials	33.33% (2) 0% (0)	50% (3) (0)	16.67% (1) 0% (0)	0% (0) (0)	0% (0) 0%	0% (0) 0%	6	0	0
Availability of faculty outside of the classroom	33.33% (2) 0% (0)	66.67% (4) 0% (0)	0% (0) (0)	0% (0) (0)	0% (0) 0%	0% (0) 0%	6	0	0
Timeliness and relevance of course content	50% (3) (0)	50% (3) (0)	0% (0) (0)	0% (0) (0)	0% (0) (0)	0% (0) (0)	6	0	0
Quality of high impact (outside the classroom) experiences (e.g. internships, practicum, etc.)	16.67% (1) 0% (0)	50% (3) (0)	16.67% (1) 0% (0)	0% (0) (0)	0% (0) (0)	16.67% (1) 0% (0)	6	0	0
Overall level of challenge in the coursework	33.33% (2) 0% (0)	50% (3) (0)	16.67% (1) 0% (0)	0% (0) (0)	0% (0) 0%	0% (0) (0)	6	0	0
Match between career goals and course-of-study requirements	33.33% (2) 0% (0)	50% (3) (0)	16.67% (1) 0% (0)	0% (0) (0)	0% (0) 0%	0% (0) (0)	6	0	0
Overall level of faculty advisement	33.33% (2) 0% (0)	33.33% (2) 0% (0)	16.67% (1) 0% (0)	16.67% (1) 0% (0)	0% (0) 0%	0% (0) (0)	6	0	0
Total Respondents							6		
(skipped this question)							1		

7. Please rate the quality of the facilities and activities offered at Fitchburg State University:

	Excellent	Very Good	Good	Fair	Poor	No Interaction	Response Total	Points	Avg
Classrooms	0% (0) (0)	0% (0) (0)	0% (0) (0)	0% (0) (0)	0% (0) (0)	100% (6) (0)	6	0	0
Labs	0% (0) (0)	0% (0) (0)	0% (0) (0)	0% (0) (0)	0% (0) (0)	100% (6) (0)	6	0	0
Other General facilities (e.g. studios, gym)	0% (0) (0)	0% (0) (0)	0% (0) (0)	0% (0) (0)	0% (0) (0)	100% (6) (0)	6	0	0
Computer Labs	0% (0) (0)	0% (0) (0)	0% (0) (0)	0% (0) (0)	0% (0) (0)	100% (6) (0)	6	0	0
Library	16.67% (1) 0% (0)	16.67% (1) 0% (0)	16.67% (1) 0% (0)	16.67% (1) 0% (0)	0% (0) (0)	33.33% (2) 0% (0)	6	0	0
Technology in the classroom	0% (0) (0)	0% (0) (0)	0% (0) (0)	0% (0) (0)	0% (0) (0)	100% (6) (0)	6	0	0
Online technologies utilized in your classes	50% (3) (0)	0% (0) (0)	33.33% (2) 0% (0)	0% (0) (0)	0% (0) (0)	16.67% (1) 0% (0)	6	0	0

Musical or theatrical performances on-campus	0% (0)0%	0% (0)0%	0% (0)0%	0% (0)0%	0% (0)0%	100% (6)0%	6	0	0
Intramural athletic offerings	0% (0)0%	0% (0)0%	0% (0)0%	0% (0)0%	0% (0)0%	100% (6)0%	6	0	0
Intercollegiate athletic events	0% (0)0%	0% (0)0%	0% (0)0%	0% (0)0%	0% (0)0%	100% (6)0%	6	0	0
Greek Life	0% (0)0%	0% (0)0%	0% (0)0%	0% (0)0%	0% (0)0%	100% (6)0%	6	0	0
Student Organizations	0% (0)0%	0% (0)0%	0% (0)0%	0% (0)0%	0% (0)0%	100% (6)0%	6	0	0
Total Respondents							6		
(skipped this question)							1		

8. How well did Fitchburg State University prepare you in terms of the following skill sets:

	Very Well	Well	Neutral	Poorly	Very Poorly	Response Total	Points	Avg
Ability to think analytically and logically	66.67% (4)0%	33.33% (2)0%	0% (0)0%	0% (0)0%	0% (0)0%	6	0	0
Ability to acquire new skills and knowledge on your own	66.67% (4)0%	33.33% (2)0%	0% (0)0%	0% (0)0%	0% (0)0%	6	0	0
Ability to use the knowledge, ideas, or perspectives gained from your major field	66.67% (4)0%	33.33% (2)0%	0% (0)0%	0% (0)0%	0% (0)0%	6	0	0
Ability to orally communicate well	50% (3)0%	50% (3)0%	0% (0)0%	0% (0)0%	0% (0)0%	6	0	0
Ability to judge information/ideas/actions/conclusions based on sources/methods/reasoning	66.67% (4)0%	33.33% (2)0%	0% (0)0%	0% (0)0%	0% (0)0%	6	0	0
Ability to write effectively	83.33% (5)0%	16.67% (1)0%	0% (0)0%	0% (0)0%	0% (0)0%	6	0	0
Ability to use information technology in intellectual and/or professional pursuits	66.67% (4)0%	33.33% (2)0%	0% (0)0%	0% (0)0%	0% (0)0%	6	0	0
Ability to understand and appreciate cultural and ethnic differences between people	66.67% (4)0%	33.33% (2)0%	0% (0)0%	0% (0)0%	0% (0)0%	6	0	0
Ability to understand international perspectives on economic, political, social, and cultural issues	33.33% (2)0%	50% (3)0%	16.67% (1)0%	0% (0)0%	0% (0)0%	6	0	0
Ability to gain an understanding of or appreciation for the arts	28.57% (2)0%	14.29% (1)0%	42.86% (3)0%	0% (0)0%	14.29% (1)0%	7	0	0
Ability to understand and apply quantitative principles and methods	50% (3)0%	50% (3)0%	0% (0)0%	0% (0)0%	0% (0)0%	6	0	0
Ability to understand scientific method	40% (2)0%	60% (3)0%	0% (0)0%	0% (0)0%	0% (0)0%	5	0	0
Total Respondents						6		
(skipped this question)						1		

9. How well did Fitchburg State University prepare you for the following personal and professional situational skill sets:

	Very Well	Well	Neutral	Poorly	Very Poorly	Response Total	Points	Avg
Your ability to work as a member of a team or group	66.67% (4)0%	16.67% (1)0%	16.67% (1)0%	0% (0)0%	0% (0)0%	6	0	0
Your ability to get along with people of diverse backgrounds and perspectives	66.67% (4)0%	16.67% (1)0%	16.67% (1)0%	0% (0)0%	0% (0)0%	6	0	0
Your ability to lead others effectively	66.67% (4)0%	16.67% (1)0%	16.67% (1)0%	0% (0)0%	0% (0)0%	6	0	0
Your ability to evaluate and choose between alternative courses of action	20% (1)0%	40% (2)0%	40% (2)0%	0% (0)0%	0% (0)0%	5	0	0
Your awareness of contemporary issues and their causes and consequences	50% (3)0%	33.33% (2)0%	16.67% (1)0%	0% (0)0%	0% (0)0%	6	0	0
Total Respondents						6		
(skipped this question)						1		

10. We are always looking for feedback to help us with quality and improvements. Is there something you would like to share with us regarding facilities or your program that wasn't captured above?

1. No
I have had a wonderful experience over the last few years in the MSN graduate program. Finding clinical experiences to complete the required hours would have been much easier if we had more information and support from the nursing faculty. I practically had to beg for a list of previous placements when I began my clinical. By narrowing down a list of willing clinical sites, students will have a better clinical experience. I understand that this is a unique major, but if it has been part of the Fitchburg State University academic program, the college of nursing must provide more support in finding appropriate placements in Massachusetts.
2. For the final course, nursing research, I consistently reached out by phone and email to the professor/advisor for feedback on my paper. Most of the time I did not receive a reply, and had to make multiple attempts to reach her before she would give feedback on the progress of the paper. I felt that her feedback was snarky at times, and points were taken off of grading for things that she made corrections on, as I made the changes she requested. Reaching out for help seemed futile at times. I believe that although I have finished my research paper and am graduating, I would have benefitted from having an advisor who was not the professor for the course. It seems that her mind is focused elsewhere and not on advising students in their last semester, which should be a major focus. I have heard similar comments and concerns from other graduate students. I trust that this feedback is anonymous and that I will not be penalized for my comments. I look forward to graduation on December 21, 2018.
3. na
The course content in the classes doesn't seem to have changed in several years; there were even syllabi provided that weren't updated with the current year/term. I think the program COULD HAVE been really strong, but needs some tweaking to make it better. Additionally, despite being in an online forum, with technologically these days, ways to better engage distance learners should be explored to enhance the learning experience. The assigned tasks were not always aligned with the provided readings. Providing a more engaging environment would have been helpful in students better understanding the application of concepts.
- 4.

Total Respondents 4

(skipped this question) 3

11. What is your level of agreement with the following statements:

	Strongly Agree	Agree	Neutral	Disagree	Strongly Disagree	No Basis for Judgement	Response Total	Points	Avg
Faculty demonstrated commitment to my learning, personal well being and success	40% (2)0% (0)	60% (3)0% (0)	0% (0)0% (0)	0% (0)0% (0)	0% (0)0% (0)	0% (0)0% (0)	5	0	0
Administrators (e.g. vice presidents, deans and directors) demonstrated commitment to my learning, personal well being and success	20% (1)0% (0)	40% (2)0% (0)	0% (0)0% (0)	0% (0)0% (0)	0% (0)0% (0)	40% (2)0% (0)	5	0	0
Other University staff demonstrated commitment to my learning, personal well being and success	33.33% (2)0% (0)	33.33% (2)0% (0)	0% (0)0% (0)	0% (0)0% (0)	0% (0)0% (0)	33.33% (2)0% (0)	6	0	0
Library resources (e.g. books, database subscriptions, inter-library loan) were adequate for my research and learning needs	60% (3)0% (0)	20% (1)0% (0)	20% (1)0% (0)	0% (0)0% (0)	0% (0)0% (0)	0% (0)0% (0)	5	0	0
Library hours and web resource availability were adequate for my research and learning needs	60% (3)0% (0)	20% (1)0% (0)	0% (0)0% (0)	0% (0)0% (0)	0% (0)0% (0)	20% (1)0% (0)	5	0	0
Library staff were knowledgeable and demonstrated commitment to my learning and academic success.	60% (3)0% (0)	20% (1)0% (0)	20% (1)0% (0)	0% (0)0% (0)	0% (0)0% (0)	0% (0)0% (0)	5	0	0
I learned about research strategies and sources of information from the library staff.	60% (3)0% (0)	20% (1)0% (0)	0% (0)0% (0)	0% (0)0% (0)	0% (0)0% (0)	20% (1)0% (0)	5	0	0
Total Respondents							5		
(skipped this question)							2		

12. Please rate your overall experience with the following offices, programs and services at Fitchburg State University:

	Very Positive	Mostly Positive	Neutral	Mostly Negative	Very Negative	No Interaction	Was Unaware	Response Total	Points	Avg
Academic Department Office/Staff	20% (1) 0% (0)	40% (2) 0% (0)	0% (0) 0% (0)	0% (0) 0% (0)	0% (0) 0% (0)	20% (1) 0% (0)	0% (0) 0% (0)	5	0	0
Admissions Office	20% (1) 0% (0)	40% (2) 0% (0)	0% (0) 0% (0)	0% (0) 0% (0)	0% (0) 0% (0)	40% (2) 0% (0)	0% (0) 0% (0)	5	0	0
Advising Center	40% (2) 0% (0)	20% (1) 0% (0)	0% (0) 0% (0)	0% (0) 0% (0)	0% (0) 0% (0)	40% (2) 0% (0)	0% (0) 0% (0)	5	0	0
Bookstore	20% (1) 0% (0)	0% (0) 0% (0)	20% (1) 0% (0)	0% (0) 0% (0)	0% (0) 0% (0)	60% (3) 0% (0)	0% (0) 0% (0)	5	0	0
Capital Planning and Maintenance (e.g. buildings & grounds)	0% (0) 0% (0)	0% (0) 0% (0)	0% (0) 0% (0)	0% (0) 0% (0)	0% (0) 0% (0)	100% (5) 0% (0)	0% (0) 0% (0)	5	0	0
Career Counseling Office	0% (0) 0% (0)	0% (0) 0% (0)	0% (0) 0% (0)	0% (0) 0% (0)	0% (0) 0% (0)	100% (5) 0% (0)	0% (0) 0% (0)	5	0	0
Center for Diversity and Inclusiveness	0% (0) 0% (0)	0% (0) 0% (0)	0% (0) 0% (0)	0% (0) 0% (0)	0% (0) 0% (0)	100% (5) 0% (0)	0% (0) 0% (0)	5	0	0
Chartwell's Dining Services	0% (0) 0% (0)	0% (0) 0% (0)	0% (0) 0% (0)	0% (0) 0% (0)	0% (0) 0% (0)	100% (5) 0% (0)	0% (0) 0% (0)	5	0	0
Commuter Affairs	0% (0) 0% (0)	0% (0) 0% (0)	0% (0) 0% (0)	0% (0) 0% (0)	0% (0) 0% (0)	100% (5) 0% (0)	0% (0) 0% (0)	5	0	0
Counseling Services	0% (0) 0% (0)	0% (0) 0% (0)	0% (0) 0% (0)	0% (0) 0% (0)	0% (0) 0% (0)	100% (5) 0% (0)	0% (0) 0% (0)	5	0	0
Disability Services	0% (0) 0% (0)	0% (0) 0% (0)	0% (0) 0% (0)	0% (0) 0% (0)	0% (0) 0% (0)	100% (5) 0% (0)	0% (0) 0% (0)	5	0	0
Financial Aid	20% (1) 0% (0)	0% (0) 0% (0)	20% (1) 0% (0)	0% (0) 0% (0)	0% (0) 0% (0)	60% (3) 0% (0)	0% (0) 0% (0)	5	0	0
Graduate and Continuing Education (GCE)	60% (3) 0% (0)	20% (1) 0% (0)	20% (1) 0% (0)	0% (0) 0% (0)	0% (0) 0% (0)	0% (0) 0% (0)	0% (0) 0% (0)	5	0	0
Health Services	0% (0) 0% (0)	0% (0) 0% (0)	0% (0) 0% (0)	0% (0) 0% (0)	0% (0) 0% (0)	100% (5) 0% (0)	0% (0) 0% (0)	5	0	0
Housing and Residential Services	0% (0) 0% (0)	0% (0) 0% (0)	0% (0) 0% (0)	0% (0) 0% (0)	0% (0) 0% (0)	100% (4) 0% (0)	0% (0) 0% (0)	4	0	0
Information Desk (Hammond Hall)	0% (0) 0% (0)	0% (0) 0% (0)	0% (0) 0% (0)	0% (0) 0% (0)	0% (0) 0% (0)	100% (5) 0% (0)	0% (0) 0% (0)	5	0	0
International Education (e.g. study abroad)	0% (0) 0% (0)	0% (0) 0% (0)	0% (0) 0% (0)	0% (0) 0% (0)	0% (0) 0% (0)	100% (5) 0% (0)	0% (0) 0% (0)	5	0	0
On-campus Job Recruitment	0% (0) 0% (0)	0% (0) 0% (0)	0% (0) 0% (0)	0% (0) 0% (0)	0% (0) 0% (0)	100% (5) 0% (0)	0% (0) 0% (0)	5	0	0
One Card	0% (0) 0% (0)	0% (0) 0% (0)	0% (0) 0% (0)	0% (0) 0% (0)	20% (1) 0% (0)	80% (4) 0% (0)	0% (0) 0% (0)	5	0	0
Online Services (e.g. financial aid, registration, add/drop)	60% (3) 0% (0)	40% (2) 0% (0)	0% (0) 0% (0)	0% (0) 0% (0)	0% (0) 0% (0)	0% (0) 0% (0)	0% (0) 0% (0)	5	0	0
Parking	0% (0) 0% (0)	0% (0) 0% (0)	0% (0) 0% (0)	0% (0) 0% (0)	0% (0) 0% (0)	100% (5) 0% (0)	0% (0) 0% (0)	5	0	0
Recreation Services	0% (0) 0% (0)	0% (0) 0% (0)	16.67% (1) 0% (0)	0% (0) 0% (0)	0% (0) 0% (0)	83.33% (5) 0% (0)	0% (0) 0% (0)	6	0	0
Registrar's Office	0% (0) 0% (0)	25% (1) 0% (0)	0% (0) 0% (0)	0% (0) 0% (0)	0% (0) 0% (0)	75% (3) 0% (0)	0% (0) 0% (0)	4	0	0
Shuttle Service	0% (0) 0% (0)	0% (0) 0% (0)	0% (0) 0% (0)	0% (0) 0% (0)	0% (0) 0% (0)	100% (5) 0% (0)	0% (0) 0% (0)	5	0	0
Student Accounts	0% (0) 0% (0)	0% (0) 0% (0)	20% (1) 0% (0)	0% (0) 0% (0)	0% (0) 0% (0)	80% (4) 0% (0)	0% (0) 0% (0)	5	0	0
Student Development Office	0% (0) 0% (0)	0% (0) 0% (0)	0% (0) 0% (0)	0% (0) 0% (0)	0% (0) 0% (0)	100% (5) 0% (0)	0% (0) 0% (0)	5	0	0
Technology Help Desk	0% (0) 0% (0)	0% (0) 0% (0)	0% (0) 0% (0)	0% (0) 0% (0)	20% (1) 0% (0)	80% (4) 0% (0)	0% (0) 0% (0)	5	0	0
Tutor Center	25% (1) 0% (0)	0% (0) 0% (0)	0% (0) 0% (0)	0% (0) 0% (0)	0% (0) 0% (0)	75% (3) 0% (0)	0% (0) 0% (0)	4	0	0
University Catalog	20% (1) 0% (0)	40% (2) 0% (0)	20% (1) 0% (0)	0% (0) 0% (0)	0% (0) 0% (0)	20% (1) 0% (0)	0% (0) 0% (0)	5	0	0
University Email	40% (2) 0% (0)	40% (2) 0% (0)	0% (0) 0% (0)	20% (1) 0% (0)	0% (0) 0% (0)	0% (0) 0% (0)	0% (0) 0% (0)	5	0	0
University Police	0% (0) 0% (0)	0% (0) 0% (0)	0% (0) 0% (0)	0% (0) 0% (0)	0% (0) 0% (0)	100% (5) 0% (0)	0% (0) 0% (0)	5	0	0
University Website	40% (2) 0% (0)	40% (2) 0% (0)	20% (1) 0% (0)	0% (0) 0% (0)	0% (0) 0% (0)	0% (0) 0% (0)	0% (0) 0% (0)	5	0	0
Veteran Services	0% (0) 0% (0)	0% (0) 0% (0)	0% (0) 0% (0)	0% (0) 0% (0)	0% (0) 0% (0)	100% (5) 0% (0)	0% (0) 0% (0)	5	0	0
Volunteer Center	0% (0) 0% (0)	0% (0) 0% (0)	0% (0) 0% (0)	0% (0) 0% (0)	0% (0) 0% (0)	100% (5) 0% (0)	0% (0) 0% (0)	5	0	0
Total Respondents								5		

(skipped this question) 2

13. Is there something that you would like to share with us regarding our faculty, staff, or administrators that wasn't captured in the questions above?

1. No
2. Please see comments made above
3. For the most part, I had a very positive experience with the professors in the MSN program. The admin, however, I found to be rude often and seemed to make things unnecessarily difficult.

Total Respondents 3

(skipped this question) 4

14. Is there something you would like to share with us regarding our offices, programs and services at Fitchburg State University that wasn't captured in the questions above?

1. No
I received way too many emails regarding undergraduate concerns and campus life. There must be a way for you to filter out emails sent to exclude distance learners rather than sending to the every enrolled student. Even with this survey - I selected that I was an off-campus GCE student, and the majority of these survey questions are related to offices and experiences with whom I had no contact. Start making things more relevant to the population you are serving and I think you will an increase in satisfied students.

Total Respondents 2

(skipped this question) 5

15. Please select your level of agreement with the following statements:

	Very High	High	Average	Low	Very Low	Response Total	Points	Avg
Overall satisfaction with my experience with Fitchburg State University	40% (2)0% (0)	40% (2)0% (0)	20% (1)0% (0)	0% (0)0% (0)	0% (0)0% (0)	5	0	0
Likelihood that I will recommend the University to others	40% (2)0% (0)	40% (2)0% (0)	20% (1)0% (0)	0% (0)0% (0)	0% (0)0% (0)	5	0	0
Likelihood that I will stay connected to the campus after completion of my degree	0% (0)0% (0)	0% (0)0% (0)	60% (3)0% (0)	20% (1)0% (0)	20% (1)0% (0)	5	0	0

Total Respondents 5
(skipped this question) 2

16. As we have stated previously, we are always looking for feedback that will help us improve. Is there something more you would like to share with us about your overall experience at Fitchburg State University?

1. No
2. Please see previous responses.

Total Respondents 2

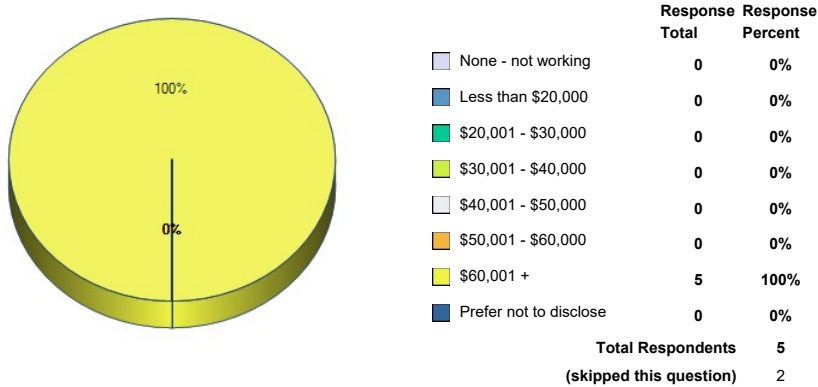
(skipped this question) 5

17. As you prepare to leave Fitchburg State University, we would like to know about your short-term plans. Please mark each of the following as they relate to you currently.

	Yes	No	Not Applicable	Response Total	Points	Avg
I am currently employed or have a job offer in a field closely related to my current program of study	80% (4)0% (0)	20% (1)0% (0)	0% (0)0% (0)	5	0	0
I am currently employed or have a job offer in a field that is not related to my current program of study	20% (1)0% (0)	40% (2)0% (0)	40% (2)0% (0)	5	0	0
I am searching for employment in a field closely related to my current program of study	60% (3)0% (0)	20% (1)0% (0)	20% (1)0% (0)	5	0	0
I am searching for employment in a field not closely related to my current program of study	0% (0)0% (0)	80% (4)0% (0)	20% (1)0% (0)	5	0	0
I have been accepted into a graduate program to continue my education at Fitchburg State University	0% (0)0% (0)	33.33% (2)0% (0)	66.67% (4)0% (0)	6	0	0

I have been accepted into a graduate or doctoral program to continue my education at another institution	0% (0)0% (0)	60% (3)0% (0)	40% (2)0% (0)	5	0	0
I am not planning to continue my education at this time	40% (2)0% (0)	20% (1)0% (0)	40% (2)0% (0)	5	0	0
I am pursuing the military	0% (0)0% (0)	80% (4)0% (0)	20% (1)0% (0)	5	0	0
Total Respondents				5		
(skipped this question)				2		

18. What is your current or expected (if you are just starting a new position) annual salary?

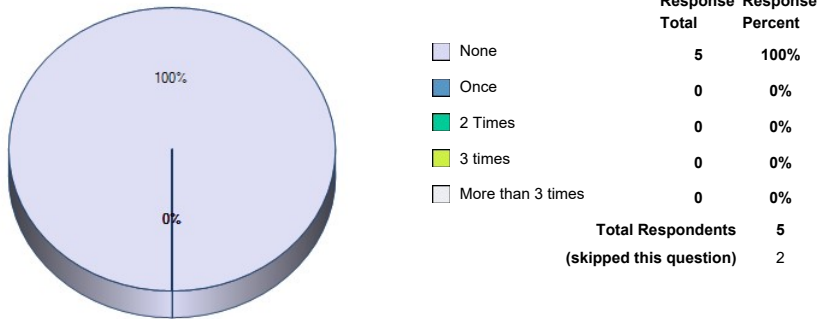


19. How would you rate the importance of the following while attending Fitchburg State University:

	Very Important	Important	Neutral	Unimportant	Very Unimportant	Response Total	Points	Avg
Small, New England campus	0% (0)0% (0)	0% (0)0% (0)	25% (1)0% (0)	75% (3)0% (0)	0% (0)0% (0)	4	0	0
Low student-to-faculty ratio	0% (0)0% (0)	75% (3)0% (0)	25% (1)0% (0)	0% (0)0% (0)	0% (0)0% (0)	4	0	0
Accessible to my work/home/family	25% (1)0% (0)	25% (1)0% (0)	25% (1)0% (0)	25% (1)0% (0)	0% (0)0% (0)	4	0	0
Close-knit, friendly culture	0% (0)0% (0)	25% (1)0% (0)	50% (2)0% (0)	25% (1)0% (0)	0% (0)0% (0)	4	0	0
Diversity of student body	0% (0)0% (0)	50% (2)0% (0)	25% (1)0% (0)	25% (1)0% (0)	0% (0)0% (0)	4	0	0
Academic program(s)	100% (4)0% (0)	0% (0)0% (0)	0% (0)0% (0)	0% (0)0% (0)	0% (0)0% (0)	4	0	0
Affordability	100% (4)0% (0)	0% (0)0% (0)	0% (0)0% (0)	0% (0)0% (0)	0% (0)0% (0)	4	0	0
Faculty	75% (3)0% (0)	25% (1)0% (0)	0% (0)0% (0)	0% (0)0% (0)	0% (0)0% (0)	4	0	0
Residential life	0% (0)0% (0)	25% (1)0% (0)	50% (2)0% (0)	25% (1)0% (0)	0% (0)0% (0)	4	0	0
Facilities	0% (0)0% (0)	33.33% (1)0% (0)	66.67% (2)0% (0)	0% (0)0% (0)	0% (0)0% (0)	3	0	0
Financial Aid	50% (2)0% (0)	50% (2)0% (0)	0% (0)0% (0)	0% (0)0% (0)	0% (0)0% (0)	4	0	0
Many activities in the region	0% (0)0% (0)	25% (1)0% (0)	25% (1)0% (0)	25% (1)0% (0)	25% (1)0% (0)	4	0	0
Services/support to first generation students	0% (0)0% (0)	25% (1)0% (0)	25% (1)0% (0)	25% (1)0% (0)	25% (1)0% (0)	4	0	0
Volunteer opportunities	0% (0)0% (0)	25% (1)0% (0)	50% (2)0% (0)	25% (1)0% (0)	0% (0)0% (0)	4	0	0
Athletics	0% (0)0% (0)	25% (1)0% (0)	50% (2)0% (0)	25% (1)0% (0)	0% (0)0% (0)	4	0	0
Military-friendly	25% (1)0% (0)	25% (1)0% (0)	25% (1)0% (0)	25% (1)0% (0)	0% (0)0% (0)	4	0	0
LGBTQ-friendly	50% (2)0% (0)	0% (0)0% (0)	25% (1)0% (0)	25% (1)0% (0)	0% (0)0% (0)	4	0	0
Honors Program	0% (0)0% (0)	25% (1)0% (0)	50% (2)0% (0)	25% (1)0% (0)	0% (0)0% (0)	4	0	0
Employment prospects	50% (2)0% (0)	0% (0)0% (0)	0% (0)0% (0)	25% (1)0% (0)	25% (1)0% (0)	4	0	0
Internships	25% (1)0% (0)	25% (1)0% (0)	0% (0)0% (0)	25% (1)0% (0)	25% (1)0% (0)	4	0	0

Study Abroad opportunities	0% (0)0% (0)	25% (1)0% (0)	25% (1)0% (0)	25% (1)0% (0)	25% (1)0% (0)	4	0	0
ROTC/National Guard	0% (0)0% (0)	0% (0)0% (0)	50% (2)0% (0)	25% (1)0% (0)	25% (1)0% (0)	4	0	0
Total Respondents						4		
(skipped this question)						3		

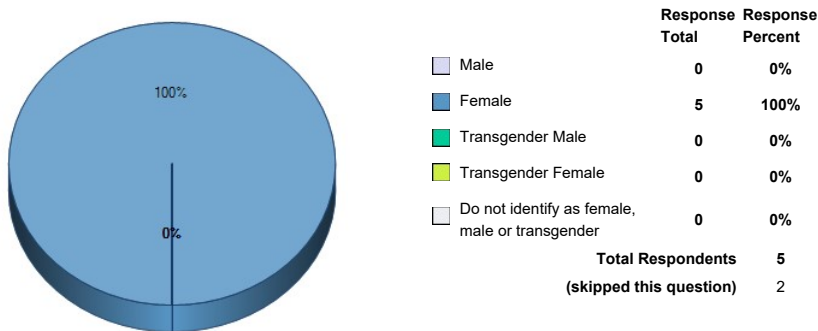
20. How many times did you change your major at Fitchburg State University?



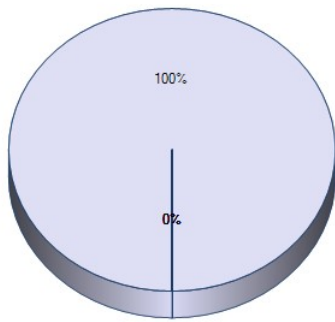
21. As you finish your degree journey at Fitchburg State University, we would like to know how much your time here has impacted your growth. Please select the answer that best fits our impact on your growth below.

	Very Significant	Significant	No Change	Insignificant	Very Insignificant	Response Total	Points	Avg
Academic Growth (broadened your perception of the need to learn)	60% (3)0% (0)	40% (2)0% (0)	0% (0)0% (0)	0% (0)0% (0)	0% (0)0% (0)	5	0	0
Personal Growth	60% (3)0% (0)	20% (1)0% (0)	0% (0)0% (0)	20% (1)0% (0)	0% (0)0% (0)	5	0	0
Professional Growth (broaden your understanding of the need to continue to learn to achieve your career goals)	60% (3)0% (0)	40% (2)0% (0)	0% (0)0% (0)	0% (0)0% (0)	0% (0)0% (0)	5	0	0
Total Respondents						5		
(skipped this question)						2		

22. To which gender identity do you most identify?



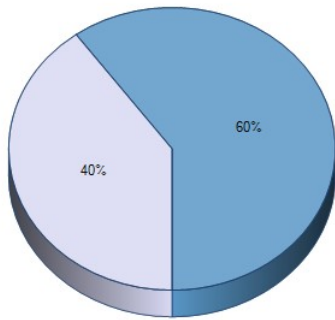
23. To which racial heritage do you predominantly identify?



- White/Caucasian
- Asian
- Hispanic/Latino
- Black/African American
- American Indian
- Other

	Response Total	Response Percent
White/Caucasian	5	100%
Asian	0	0%
Hispanic/Latino	0	0%
Black/African American	0	0%
American Indian	0	0%
Other	0	0%
Total Respondents (skipped this question)	5	2

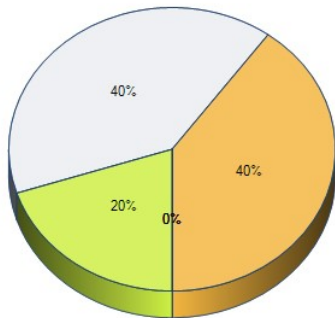
24. During your time at the University, did you attend full-time or part-time?



- Full-time
- Part-time

	Response Total	Response Percent
Full-time	2	40%
Part-time	3	60%
Total Respondents (skipped this question)	5	2

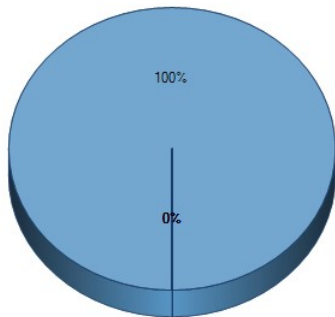
25. During your time at the University, approximately how many hours did you work per week?



- 0
- 1 - 10
- 11 - 20
- 21 - 30
- 31 - 40
- 40+

	Response Total	Response Percent
0	0	0%
1 - 10	0	0%
11 - 20	0	0%
21 - 30	1	20%
31 - 40	2	40%
40+	2	40%
Total Respondents (skipped this question)	5	2

26. How many dependents do you have (not including yourself)?



- 1
- 2
- 3
- 4
- 5
- 5+

	Response Total	Response Percent
1	0	0%
2	1	100%
3	0	0%
4	0	0%
5	0	0%
5+	0	0%
Total Respondents (skipped this question)	1	6