



First Year Alumni Feedback (2016/17 Graduates)

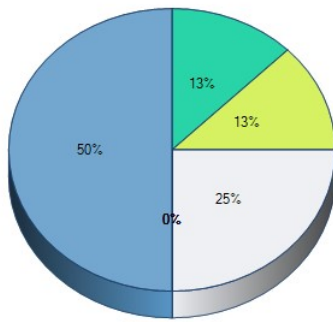
Survey Title: First-Year Alumni Feedback

Responses By Question Analysis:

1. We would like to know about your short-term plans. Please mark each of the following as they relate to you currently:

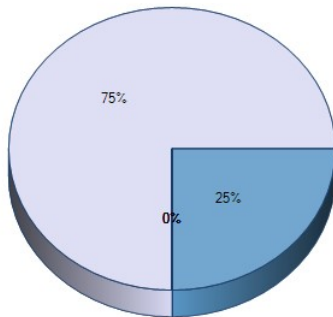
	Yes	No	Not Applicable	Response Total	Points	Avg
I am currently employed or have a job offer in a field directly related to my degree	100% (8)0% (0)	0% (0)0% (0)	0% (0)0% (0)	8	0	0
I am currently employed or have a job offer in a field that is not related to my degree	25% (1)0% (0)	75% (3)0% (0)	0% (0)0% (0)	4	0	0
I am searching for employment in a field directly related to my degree	0% (0)0% (0)	100% (4)0% (0)	0% (0)0% (0)	4	0	0
I am searching for employment in a field not directly related to my degree	0% (0)0% (0)	100% (4)0% (0)	0% (0)0% (0)	4	0	0
I have been accepted into a graduate program to continue my education at Fitchburg State University	40% (2)0% (0)	40% (2)0% (0)	20% (1)0% (0)	5	0	0
I have been accepted into a graduate or doctoral program to continue my education at another institution	0% (0)0% (0)	75% (3)0% (0)	25% (1)0% (0)	4	0	0
I am not planning to continue my education at this time	50% (2)0% (0)	50% (2)0% (0)	0% (0)0% (0)	4	0	0
I am a member of the Armed Forces	0% (0)0% (0)	100% (4)0% (0)	0% (0)0% (0)	4	0	0
Total Respondents				8		

2. How long did it take you to find your current position?



	Response Total	Response Percent
Have not found a position yet	0	0%
Held the position while I completed my degree	4	50%
Secured my position prior to graduation	1	12%
Less than 30 days after graduation	1	12%
1 - 3 months after graduation	2	25%
4-6 months after graduation	0	0%
7 or more months after graduation	0	0%
Did not pursue employment	0	0%
Total Respondents	8	

3. Are you satisfied with the course of your career thus far?



	Response Total	Response Percent
Very Satisfied	6	75%
Satisfied	2	25%
Neutral	0	0%
Dissatisfied	0	0%
Very Dissatisfied	0	0%
Not Working at This Time	0	0%
Total Respondents	8	

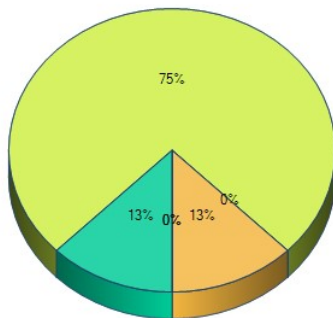
4. Where are you currently employed and what is your job title?

1. North Middlesex Regional School District; Special Education Teacher (Academic Support Center)
2. Marlborough Public Schools
Special Education Teacher
3. Diman Regional Vocational Technical High School
Teacher
4. South Shore Conservatory - kindergarten teacher
5. Tri-county RVTHS-special education teacher
6. Montachusett Regional Vocational Technical School
Assessment Coordinator
7. Teacher, West Bridgewater Middle Senior High School.

Total Respondents 7

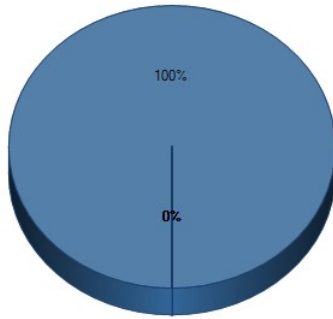
(skipped this question) 1

5. In what sector are you employed?



	Response Total	Response Percent
Not employed	0	0%
Self-employed	0	0%
For-profit corporation/company	1	12%
Government or other public institution or agency	6	75%
Military	0	0%
Non-profit organization, institution or NGO	1	12%
Total Respondents	8	

6. Please select the industry that best describes your employer.



	Response Total	Response Percent
N/A - Not working	0	0%
Agriculture	0	0%
Biotech/Pharmaceutical	0	0%
Business Services	0	0%
Communications/Marketing/PR	0	0%
Computer Science/Technology	0	0%
Education: Higher Education	0	0%
Education: PreK - High School	8	100%
Engineering	0	0%
Environment	0	0%
Financial Services	0	0%
Fine/Performing Arts	0	0%
Food Service	0	0%
Healthcare	0	0%
Hospitality/Tourism/Travel	0	0%
Information Technology	0	0%
Law/Legal Services	0	0%
Manufacturing	0	0%
Media/Journalism/Publishing	0	0%
Medicine	0	0%
Military/Defense	0	0%
Politics/Public Policy/Advocacy	0	0%
Retail	0	0%
Social Services	0	0%
Sports/Fitness	0	0%
Technology	0	0%
Other, please specify	0	0%
Total Respondents	8	

7. We are always interested in our Alumni's continued interest in their personal and professional development. Which, if any, professional organizations have you joined since completing your program of study?

1. N/A
2. Massachusetts Teachers Association
3. N/A
4. none

Total Respondents 4

(skipped this question) 4

8. We believe that Fitchburg State Alumni are always expanding their body of knowledge and would like to know what types of professional development activities you have engaged in since completion of you program of study? (i.e. attended conferences or workshops, given presentation at conference or workshops, conducting scholarly research, licensures or certifications completed, etc.)

1. Writing IEP workshops
Literacy workshops
A.L.I.C.A conference
2. Elementary Math License
Attended several workshops related to teaching math and/or special education goal development.
- 3.

- developing and administering a child care education program
- arts integration

4. N/A
5. ISTE conference, MASScue conference, Professional teaching license.

Total Respondents 5

(skipped this question) 3

9. We like to know where our graduates are in the world. Please provide us with the city and state or country in which you currently reside.

1. Fitchburg, MA
2. Uxbridge, MA
3. Fall River, MA
4. Scituate, MA
5. Northbridge, MA
6. Athol, MA
7. Assonet, MA

Total Respondents 7

(skipped this question) 1

10. Rate the quality of the following in respect to the degree you received one year ago:

	Excellent	Good	Fair	Poor	Response Total	Points	Avg
Quality of faculty instruction	87.5% (7)0% (0)	12.5% (1)0% (0)	0% (0)0% (0)	0% (0)0% (0)	8	0	0
Level of individual attention	75% (6)0% (0)	25% (2)0% (0)	0% (0)0% (0)	0% (0)0% (0)	8	0	0
Quality of academic advisement	37.5% (3)0% (0)	50% (4)0% (0)	0% (0)0% (0)	12.5% (1)0% (0)	8	0	0
Curriculum linked to job related skills and knowledge	42.86% (3)0% (0)	57.14% (4)0% (0)	0% (0)0% (0)	0% (0)0% (0)	7	0	0
Preparation to meet the demands of my job	37.5% (3)0% (0)	62.5% (5)0% (0)	0% (0)0% (0)	0% (0)0% (0)	8	0	0
Preparation to continue my education	50% (4)0% (0)	50% (4)0% (0)	0% (0)0% (0)	0% (0)0% (0)	8	0	0
Total Respondents					8		

11. Looking back at your academic career at Fitchburg State University, please select your level of agreement with the following:

	Strongly Agree	Agree	Neutral	Disagree	Strongly Disagree	Response Total	Points	Avg
The social and interpersonal skills you developed have impacted your life	25% (2)0% (0)	25% (2)0% (0)	50% (4)0% (0)	0% (0)0% (0)	0% (0)0% (0)	8	0	0
You have benefitted from the personal connections you made	25% (2)0% (0)	12.5% (1)0% (0)	62.5% (5)0% (0)	0% (0)0% (0)	0% (0)0% (0)	8	0	0
You have benefitted from the social networks of which you were/are a part	12.5% (1)0% (0)	37.5% (3)0% (0)	50% (4)0% (0)	0% (0)0% (0)	0% (0)0% (0)	8	0	0
The benefits of attending were worth the financial cost	62.5% (5)0% (0)	25% (2)0% (0)	0% (0)0% (0)	12.5% (1)0% (0)	0% (0)0% (0)	8	0	0
Total Respondents					8			

12. How well did Fitchburg State University prepare you in terms of the following skill sets:

	Very Well	Well	Neutral	Poorly	Very Poorly	Response Total	Points	Avg
Ability to think analytically and logically	50% (4)0% (0)	37.5% (3)0% (0)	12.5% (1)0% (0)	0% (0)0% (0)	0% (0)0% (0)	8	0	0
Ability to acquire new skills and knowledge on your own	28.57% (2)0% (0)	57.14% (4)0% (0)	14.29% (1)0% (0)	0% (0)0% (0)	0% (0)0% (0)	7	0	0
Ability to use the knowledge, ideas, or perspectives gained from your major field	50% (4)0% (0)	37.5% (3)0% (0)	12.5% (1)0% (0)	0% (0)0% (0)	0% (0)0% (0)	8	0	0
Ability to orally communicate well	62.5% (5)0% (0)	12.5% (1)0% (0)	25% (2)0% (0)	0% (0)0% (0)	0% (0)0% (0)	8	0	0

Ability to judge information/ideas/actions/conclusions based on sources/methods/reasoning	50% (4)0% (0)	37.5% (3)0% (0)	12.5% (1)0% (0)	0% (0)0% (0)	0% (0)0% (0)	8	0	0
Ability to write effectively	75% (6)0% (0)	0% (0)0% (0)	25% (2)0% (0)	0% (0)0% (0)	0% (0)0% (0)	8	0	0
Ability to use information technology in intellectual and/or professional pursuits	37.5% (3)0% (0)	25% (2)0% (0)	37.5% (3)0% (0)	0% (0)0% (0)	0% (0)0% (0)	8	0	0
Ability to understand and appreciate cultural and ethnic differences between people	50% (4)0% (0)	25% (2)0% (0)	25% (2)0% (0)	0% (0)0% (0)	0% (0)0% (0)	8	0	0
Ability to understand international perspectives on economic, political, social, and cultural issues	28.57% (2)0% (0)	42.86% (3)0% (0)	14.29% (1)0% (0)	14.29% (1)0% (0)	0% (0)0% (0)	7	0	0
Ability to gain an understanding of or appreciation for the arts	37.5% (3)0% (0)	25% (2)0% (0)	25% (2)0% (0)	12.5% (1)0% (0)	0% (0)0% (0)	8	0	0
Ability to understand and apply quantitative principles and methods	25% (2)0% (0)	37.5% (3)0% (0)	37.5% (3)0% (0)	0% (0)0% (0)	0% (0)0% (0)	8	0	0
Ability to understand scientific method	25% (2)0% (0)	25% (2)0% (0)	37.5% (3)0% (0)	12.5% (1)0% (0)	0% (0)0% (0)	8	0	0
Total Respondents						8		

13. How well did Fitchburg State University prepare you for the following personal and professional situational skill sets:

	Very Well	Well	Neutral	Poorly	Very Poorly	Response Total	Points	Avg
Your ability to work as a member of a team or group	62.5% (5)0% (0)	25% (2)0% (0)	12.5% (1)0% (0)	0% (0)0% (0)	0% (0)0% (0)	8	0	0
Your ability to get along with people of diverse backgrounds and perspectives	50% (4)0% (0)	37.5% (3)0% (0)	12.5% (1)0% (0)	0% (0)0% (0)	0% (0)0% (0)	8	0	0
Your ability to lead others effectively	37.5% (3)0% (0)	50% (4)0% (0)	12.5% (1)0% (0)	0% (0)0% (0)	0% (0)0% (0)	8	0	0
Your ability to evaluate and choose between alternative courses of action	50% (4)0% (0)	25% (2)0% (0)	25% (2)0% (0)	0% (0)0% (0)	0% (0)0% (0)	8	0	0
Your awareness of contemporary issues and their cause and consequences	50% (4)0% (0)	37.5% (3)0% (0)	12.5% (1)0% (0)	0% (0)0% (0)	0% (0)0% (0)	8	0	0
Total Respondents						8		

14. What did we not ask you about but you feel we should know?

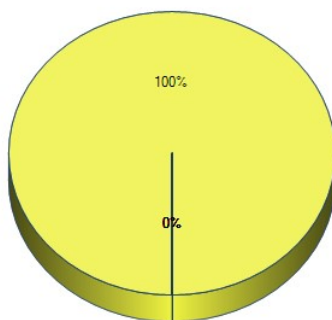
- Special education majors should complete a course that about the paperwork associated with annual and three year meetings.
- FSU and teachers 21 had 0 communication with each other and the classes being run. Paperwork was always complicated, poor directions, LOST, and difficult to find.
- none

Total Respondents 3

(skipped this question)

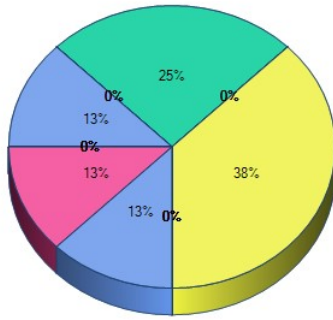
5

15. Please select the Degree you completed at Fitchburg State University from the list below.



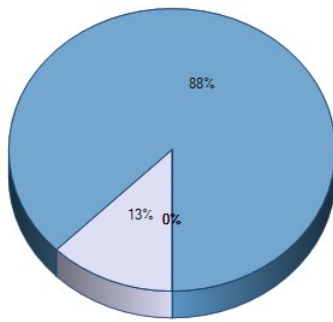
	Response Total	Response Percent
Bachelor of Arts (BA)	0	0%
Bachelor of Science (BS)	0	0%
Cerfitcage of Graduate Study (CAGS)	0	0%
Master of Arts (MA)	0	0%
Master of Arts in Teaching (MAT)	0	0%
Master of Busienss Administration (MBA)	0	0%
Master of Education (MEd)	8	100%
Master of Science (MS)	0	0%
Total Respondents		8

16. Please select the major field your studied for your degree:



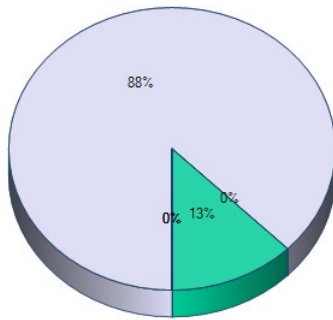
	Response Total	Response Percent
Arts (MEd only)	0	0%
Biology	0	0%
Business Administration	0	0%
Chemistry	0	0%
Communication (MS only)	0	0%
Communications Media	0	0%
Computer Information Systems	0	0%
Computer Science	0	0%
Counseling (MS only)	0	0%
Criminal Justice	0	0%
Early Childhood Education	1	12%
Educational Leadership	1	12%
Economics	0	0%
Elementary Education	0	0%
English Studies	0	0%
Environmental and Earth Science	0	0%
Game Design	0	0%
Geographic Science and Technology	0	0%
History	0	0%
Human Services	0	0%
Industrial Technology	0	0%
Interdisciplinary Studies	0	0%
LECOM Early Acceptance Programs	0	0%
Mathematics	1	12%
Middle School Education	0	0%
Nursing - General	0	0%
Nursing - LPN to Baccalaureate	0	0%
Nursing - RN to Baccalaureate	0	0%
Occupational/Vocation Education	2	25%
Political Science	0	0%
Psychological Science	0	0%
Sociology	0	0%
Special Education	3	38%
Technology Education (Grades 5-12)	0	0%
Total Respondents	8	

17. To which gender identity do you most identify?



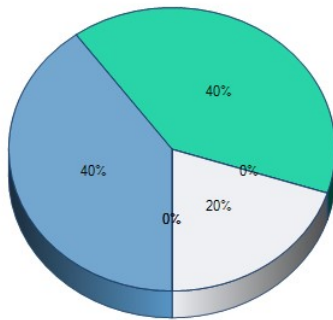
	Response Total	Response Percent
Male	1	12%
Female	7	88%
Transgender Male	0	0%
Transgender Female	0	0%
Do not identify as female, male or transgender	0	0%
Total Respondents	8	

18. To which racial heritage do you predominantly identify?



	Response Total	Response Percent
White/Caucasian	7	88%
Asian	0	0%
Hispanic/Latino	1	12%
Black/African American	0	0%
American Indian	0	0%
Other	0	0%
Total Respondents	8	

19. How many dependents do you have (not including yourself)?



	Response Total	Response Percent
1	0	0%
2	2	40%
3	2	40%
4	0	0%
5	1	20%
5+	0	0%
Total Respondents	5	
(skipped this question)	3	