

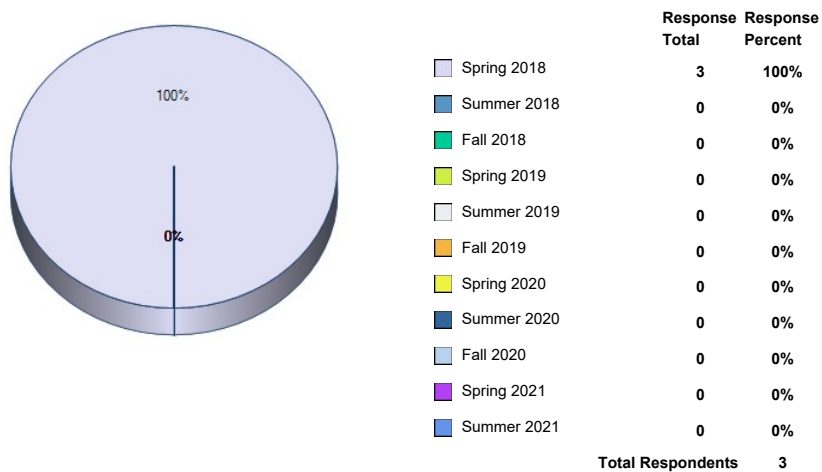


Unnamed Report

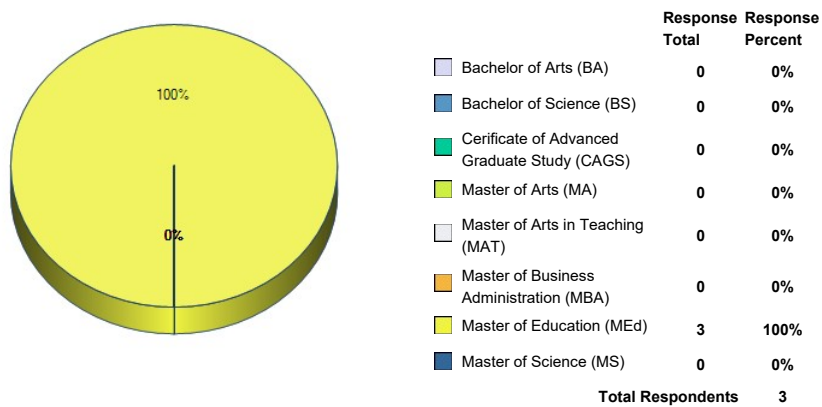
Survey Title: Graduating Student Feedback

Responses By Question Analysis:

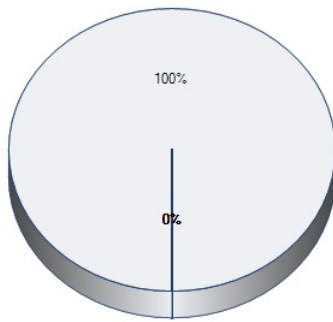
1. Please select the semester will you complete your program requirements from the list below:



2. Please select the Degree you are currently completing at Fitchburg State University from the list below:

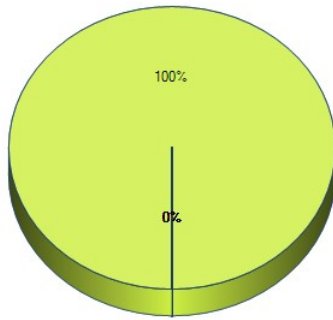


3. Please select your major from the list below:



	Response Total	Response Percent
Arts (MEd only)	0	0%
Biology	0	0%
Business Administration	0	0%
Chemistry	0	0%
Communication (MS only)	0	0%
Communications Media	0	0%
Computer Information Systems	0	0%
Computer Science	0	0%
Counseling (MS only)	0	0%
Criminal Justice	0	0%
Early Childhood Education	0	0%
Educational Leadership	0	0%
Economics	0	0%
Elementary Education	0	0%
English Studies	0	0%
Environmental and Earth Science	0	0%
Game Design	0	0%
Geographic Science and Technology	0	0%
History	0	0%
Human Services	0	0%
Industrial Technology	0	0%
Interdisciplinary Studies	0	0%
LECOM Early Acceptance Programs	0	0%
Mathematics	0	0%
Middle School Education	0	0%
Nursing	0	0%
Occupational/Vocational Education	0	0%
Political Science	0	0%
Psychological Science	0	0%
Sociology	0	0%
Special Education	3	100%
Technology Education (Grades 5-12)	0	0%
Total Respondents	3	

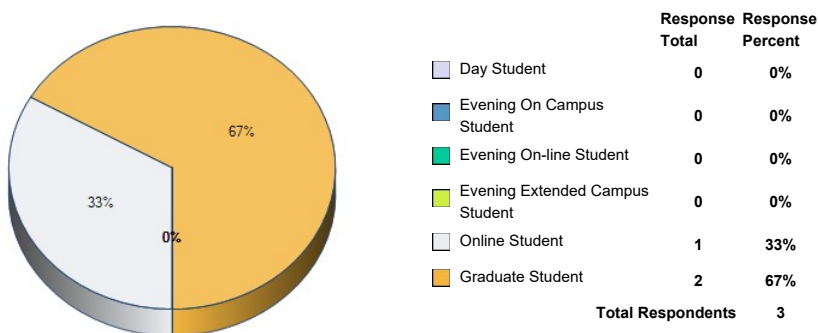
4. Please select your minor from the list below:



	Response Total	Response Percent
African-American Studies	0	0%
American Studies	0	0%
Art	0	0%
Art History	0	0%
Asian Studies	0	0%
Biology	0	0%
Business Administration	0	0%
Chemistry	0	0%
Communication Studies	0	0%
Computer Science	0	0%
Construction Technology	0	0%
Criminal Justice	0	0%
Deaf Studies	0	0%
Disability Studies	0	0%
Early Childhood Education	0	0%
Economics	0	0%
English Studies - Literature	0	0%
English Studies -- Professional Writing	0	0%
Environmental and Earth Science	0	0%
Film Studies	0	0%
French	0	0%
Game Design	0	0%
Geographic Design	0	0%
History	0	0%
History Secondary Education	0	0%
Industrial Training	0	0%
International Studies	0	0%
Latin	0	0%
Manufacturing Technology	0	0%
Mathematics	0	0%
Mathematics for Education	0	0%
Middle School Education	0	0%
Music	0	0%
Neuroscience, Behavior, and Cognition	0	0%
Peace Studies	0	0%
Philosophy	0	0%
Political Science	0	0%
Psychological Science	0	0%
Romance Languages	0	0%
Social Science	0	0%
Sociology	0	0%
Spanish	0	0%
Special Education	1	100%
Studio Art	0	0%
Theater	0	0%
Women, Gender and Sexuality Studies	0	0%
None	0	0%

Total Respondents 1
(skipped this question) 2

5. Please select the student group you most identify with from the list below:



6. Please rate the following academic experiences at Fitchburg State University:

	Excellent	Very Good	Good	Fair	Poor	Not Applicable	Response Total	Points	Avg
Availability of classes (e.g. time offered, seats open)	66.67% (2) 0% (0)	33.33% (1) 0% (0)	0% (0)0% (0)	0% (0)0% (0)	0% (0)0% (0)	0% (0)0% (0)	3	0	0
Frequency of course offerings	66.67% (2) 0% (0)	33.33% (1) 0% (0)	0% (0)0% (0)	0% (0)0% (0)	0% (0)0% (0)	0% (0)0% (0)	3	0	0
Size of classes	66.67% (2) 0% (0)	33.33% (1) 0% (0)	0% (0)0% (0)	0% (0)0% (0)	0% (0)0% (0)	0% (0)0% (0)	3	0	0
Quality of instruction	66.67% (2) 0% (0)	33.33% (1) 0% (0)	0% (0)0% (0)	0% (0)0% (0)	0% (0)0% (0)	0% (0)0% (0)	3	0	0
Quality of texts and other instructional materials	33.33% (1) 0% (0)	66.67% (2) 0% (0)	0% (0)0% (0)	0% (0)0% (0)	0% (0)0% (0)	0% (0)0% (0)	3	0	0
Availability of faculty outside of the classroom	66.67% (2) 0% (0)	33.33% (1) 0% (0)	0% (0)0% (0)	0% (0)0% (0)	0% (0)0% (0)	0% (0)0% (0)	3	0	0
Timeliness and relevance of course content	66.67% (2) 0% (0)	33.33% (1) 0% (0)	0% (0)0% (0)	0% (0)0% (0)	0% (0)0% (0)	0% (0)0% (0)	3	0	0
Quality of high impact (outside the classroom) experiences (e.g. internships, practicum, etc.)	75% (3)0% (0)	25% (1)0% (0)	0% (0)0% (0)	0% (0)0% (0)	0% (0)0% (0)	0% (0)0% (0)	4	0	0
Overall level of challenge in the coursework	66.67% (2) 0% (0)	0% (0)0% (0)	33.33% (1) 0% (0)	0% (0)0% (0)	0% (0)0% (0)	0% (0)0% (0)	3	0	0
Match between career goals and course-of-study requirements	100% (3)0% (0)	0% (0)0% (0)	0% (0)0% (0)	0% (0)0% (0)	0% (0)0% (0)	0% (0)0% (0)	3	0	0
Overall level of faculty advisement	66.67% (2) 0% (0)	33.33% (1) 0% (0)	0% (0)0% (0)	0% (0)0% (0)	0% (0)0% (0)	0% (0)0% (0)	3	0	0
Total Respondents							3		

7. Please rate the quality of the facilities and activities offered at Fitchburg State University:

	Excellent	Very Good	Good	Fair	Poor	No Interaction	Response Total	Points	Avg
Classrooms	33.33% (1) 0% (0)	0% (0)0% (0)	66.67% (2) 0% (0)	0% (0)0% (0)	0% (0)0% (0)	0% (0)0% (0)	3	0	0
Labs	0% (0)0% (0)	0% (0)0% (0)	33.33% (1) 0% (0)	0% (0)0% (0)	0% (0)0% (0)	66.67% (2) 0% (0)	3	0	0
Other General facilities (e.g. studios, gym)	0% (0)0% (0)	33.33% (1) 0% (0)	0% (0)0% (0)	0% (0)0% (0)	0% (0)0% (0)	66.67% (2) 0% (0)	3	0	0
Computer Labs	0% (0)0% (0)	33.33% (1) 0% (0)	0% (0)0% (0)	0% (0)0% (0)	0% (0)0% (0)	66.67% (2) 0% (0)	3	0	0
Library	0% (0)0% (0)	33.33% (1) 0% (0)	0% (0)0% (0)	0% (0)0% (0)	0% (0)0% (0)	66.67% (2) 0% (0)	3	0	0
Technology in the classroom	33.33% (1) 0% (0)	33.33% (1) 0% (0)	0% (0)0% (0)	0% (0)0% (0)	0% (0)0% (0)	33.33% (1) 0% (0)	3	0	0
Online technologies utilized in your classes	66.67% (2) 0% (0)	0% (0)0% (0)	33.33% (1) 0% (0)	0% (0)0% (0)	0% (0)0% (0)	0% (0)0% (0)	3	0	0
	0% (0)0% (0)	0% (0)0% (0)	0% (0)0% (0)	0% (0)0% (0)	0% (0)0% (0)	100% (3)0% (0)	3	0	0

Musical or theatrical performances on-campus										
Intramural athletic offerings	0% (0)0%	0% (0)0%	0% (0)0%	0% (0)0%	0% (0)0%	100% (3)0%	3	0	0	
Intercollegiate athletic events	0% (0)0%	0% (0)0%	0% (0)0%	0% (0)0%	0% (0)0%	100% (3)0%	3	0	0	
Greek Life	0% (0)0%	0% (0)0%	0% (0)0%	0% (0)0%	0% (0)0%	100% (3)0%	3	0	0	
Student Organizations	0% (0)0%	0% (0)0%	33.33% (1)0%	0% (0)0%	0% (0)0%	66.67% (2)0%	3	0	0	
Total Respondents							3			

8. How well did Fitchburg State University prepare you in terms of the following skill sets:

	Very Well	Well	Neutral	Poorly	Very Poorly	Response Total	Points	Avg
Ability to think analytically and logically	66.67% (2)0%	33.33% (1)0%	0% (0)0%	0% (0)0%	0% (0)0%	3	0	0
Ability to acquire new skills and knowledge on your own	100% (3)0%	0% (0)0%	0% (0)0%	0% (0)0%	0% (0)0%	3	0	0
Ability to use the knowledge, ideas, or perspectives gained from your major field	100% (3)0%	0% (0)0%	0% (0)0%	0% (0)0%	0% (0)0%	3	0	0
Ability to orally communicate well	100% (3)0%	0% (0)0%	0% (0)0%	0% (0)0%	0% (0)0%	3	0	0
Ability to judge information/ideas/actions/conclusions based on sources/methods/reasoning	100% (3)0%	0% (0)0%	0% (0)0%	0% (0)0%	0% (0)0%	3	0	0
Ability to write effectively	100% (3)0%	0% (0)0%	0% (0)0%	0% (0)0%	0% (0)0%	3	0	0
Ability to use information technology in intellectual and/or professional pursuits	100% (3)0%	0% (0)0%	0% (0)0%	0% (0)0%	0% (0)0%	3	0	0
Ability to understand and appreciate cultural and ethnic differences between people	100% (3)0%	0% (0)0%	0% (0)0%	0% (0)0%	0% (0)0%	3	0	0
Ability to understand international perspectives on economic, political, social, and cultural issues	100% (3)0%	0% (0)0%	0% (0)0%	0% (0)0%	0% (0)0%	3	0	0
Ability to gain an understanding of or appreciation for the arts	66.67% (2)0%	33.33% (1)0%	0% (0)0%	0% (0)0%	0% (0)0%	3	0	0
Ability to understand and apply quantitative principles and methods	100% (3)0%	0% (0)0%	0% (0)0%	0% (0)0%	0% (0)0%	3	0	0
Ability to understand scientific method	66.67% (2)0%	0% (0)0%	0% (0)0%	0% (0)0%	33.33% (1)0%	3	0	0
Total Respondents						3		

9. How well did Fitchburg State University prepare you for the following personal and professional situational skill sets:

	Very Well	Well	Neutral	Poorly	Very Poorly	Response Total	Points	Avg
Your ability to work as a member of a team or group	100% (3)0%	0% (0)0%	0% (0)0%	0% (0)0%	0% (0)0%	3	0	0
Your ability to get along with people of diverse backgrounds and perspectives	100% (3)0%	0% (0)0%	0% (0)0%	0% (0)0%	0% (0)0%	3	0	0
Your ability to lead others effectively	100% (3)0%	0% (0)0%	0% (0)0%	0% (0)0%	0% (0)0%	3	0	0
Your ability to evaluate and choose between alternative courses of action	100% (3)0%	0% (0)0%	0% (0)0%	0% (0)0%	0% (0)0%	3	0	0
Your awareness of contemporary issues and their causes and consequences	100% (3)0%	0% (0)0%	0% (0)0%	0% (0)0%	0% (0)0%	3	0	0
Total Respondents						3		

10. We are always looking for feedback to help us with quality and improvements. Is there something you would like to share with us regarding facilities or your program that wasn't captured above?

[No Answer Entered]

No responses were entered for this question.

Total Respondents 0

(skipped this question) 3

11. What is your level of agreement with the following statements:

	Strongly Agree	Agree	Neutral	Disagree	Strongly Disagree	No Basis for Judgement	Response Total	Points	Avg
Faculty demonstrated commitment to my learning, personal well being and success	100% (3)	0% (0)	0% (0)	0% (0)	0% (0)	0% (0)	3	0	0
Administrators (e.g. vice presidents, deans and directors) demonstrated commitment to my learning, personal well being and success	66.67% (2)	0% (0)	0% (0)	0% (0)	0% (0)	33.33% (1)	3	0	0
Other University staff demonstrated commitment to my learning, personal well being and success	66.67% (2)	0% (0)	0% (0)	0% (0)	0% (0)	33.33% (1)	3	0	0
Library resources (e.g. books, database subscriptions, inter-library loan) were adequate for my research and learning needs	66.67% (2)	0% (0)	0% (0)	0% (0)	0% (0)	33.33% (1)	3	0	0
Library hours and web resource availability were adequate for my research and learning needs	100% (3)	0% (0)	0% (0)	0% (0)	0% (0)	0% (0)	3	0	0
Library staff were knowledgeable and demonstrated commitment to my learning and academic success.	66.67% (2)	0% (0)	0% (0)	0% (0)	0% (0)	33.33% (1)	3	0	0
I learned about research strategies and sources of information from the library staff.	66.67% (2)	0% (0)	0% (0)	0% (0)	0% (0)	33.33% (1)	3	0	0
Total Respondents							3		

12. Please rate your overall experience with the following offices, programs and services at Fitchburg State University:

	Very Positive	Mostly Positive	Neutral	Mostly Negative	Very Negative	No Interaction	Was Unaware	Response Total	Points	Avg
Academic Department Office/Staff	66.67% (2)	0% (0)	0% (0)	0% (0)	0% (0)	33.33% (1)	0% (0)	3	0	0
Admissions Office	66.67% (2)	0% (0)	0% (0)	0% (0)	0% (0)	33.33% (1)	0% (0)	3	0	0
Advising Center	33.33% (1)	0% (0)	0% (0)	0% (0)	0% (0)	66.67% (2)	0% (0)	3	0	0
Bookstore	33.33% (1)	0% (0)	0% (0)	0% (0)	0% (0)	66.67% (2)	0% (0)	3	0	0
Capital Planning and Maintenance (e.g. buildings & grounds)	66.67% (2)	0% (0)	0% (0)	0% (0)	0% (0)	33.33% (1)	0% (0)	3	0	0
Career Counseling Office	33.33% (1)	0% (0)	0% (0)	0% (0)	0% (0)	66.67% (2)	0% (0)	3	0	0
Center for Diversity and Inclusiveness	33.33% (1)	0% (0)	0% (0)	0% (0)	0% (0)	66.67% (2)	0% (0)	3	0	0
Chartwell's Dining Services	33.33% (1)	0% (0)	0% (0)	0% (0)	0% (0)	66.67% (2)	0% (0)	3	0	0
Commuter Affairs	33.33% (1)	33.33% (1)	0% (0)	0% (0)	0% (0)	33.33% (1)	0% (0)	3	0	0
Counseling Services	33.33% (1)	0% (0)	0% (0)	0% (0)	0% (0)	66.67% (2)	0% (0)	3	0	0
Disability Services	33.33% (1)	0% (0)	0% (0)	0% (0)	0% (0)	66.67% (2)	0% (0)	3	0	0
Financial Aid	33.33% (1)	0% (0)	0% (0)	0% (0)	0% (0)	66.67% (2)	0% (0)	3	0	0
Graduate and Continuing Education (GCE)	66.67% (2)	0% (0)	0% (0)	0% (0)	0% (0)	33.33% (1)	0% (0)	3	0	0
Health Services								3	0	0

	33.33% (1)	0% (0)	0% (0)	0% (0)	0% (0)	66.67% (2)	0% (0)				
	0% (0)	(0)	0% (0)	(0)	(0)	0% (0)	(0)				
Housing and Residential Services	33.33% (1)	0% (0)	0% (0)	0% (0)	0% (0)	66.67% (2)	0% (0)	3	0	0	
	0% (0)	(0)	0% (0)	(0)	(0)	0% (0)	(0)				
Information Desk (Hammond Hall)	33.33% (1)	0% (0)	0% (0)	0% (0)	0% (0)	66.67% (2)	0% (0)	3	0	0	
	0% (0)	(0)	0% (0)	(0)	(0)	0% (0)	(0)				
International Education (e.g. study abroad)	33.33% (1)	0% (0)	0% (0)	0% (0)	0% (0)	66.67% (2)	0% (0)	3	0	0	
	0% (0)	(0)	0% (0)	(0)	(0)	0% (0)	(0)				
On-campus Job Recruitment	33.33% (1)	0% (0)	0% (0)	0% (0)	0% (0)	66.67% (2)	0% (0)	3	0	0	
	0% (0)	(0)	0% (0)	(0)	(0)	0% (0)	(0)				
One Card	33.33% (1)	0% (0)	0% (0)	0% (0)	0% (0)	66.67% (2)	0% (0)	3	0	0	
	0% (0)	(0)	0% (0)	(0)	(0)	0% (0)	(0)				
Online Services (e.g. financial aid, registration, add/drop)	33.33% (1)	33.33% (1)	0% (0)	0% (0)	0% (0)	33.33% (1)	0% (0)	3	0	0	
	0% (0)	0% (0)	0% (0)	(0)	(0)	0% (0)	(0)				
Parking	33.33% (1)	33.33% (1)	0% (0)	0% (0)	0% (0)	33.33% (1)	0% (0)	3	0	0	
	0% (0)	0% (0)	0% (0)	(0)	(0)	0% (0)	(0)				
Recreation Services	33.33% (1)	0% (0)	0% (0)	0% (0)	0% (0)	66.67% (2)	0% (0)	3	0	0	
	0% (0)	(0)	0% (0)	(0)	(0)	0% (0)	(0)				
Registrar's Office	33.33% (1)	0% (0)	0% (0)	0% (0)	0% (0)	66.67% (2)	0% (0)	3	0	0	
	0% (0)	(0)	0% (0)	(0)	(0)	0% (0)	(0)				
Shuttle Service	33.33% (1)	0% (0)	0% (0)	0% (0)	0% (0)	66.67% (2)	0% (0)	3	0	0	
	0% (0)	(0)	0% (0)	(0)	(0)	0% (0)	(0)				
Student Accounts	50% (2)	25% (1)	0% (0)	0% (0)	0% (0)	25% (1)	0% (0)	4	0	0	
	(0)	(0)	0% (0)	(0)	(0)	(0)	(0)				
Student Development Office	33.33% (1)	0% (0)	0% (0)	0% (0)	0% (0)	66.67% (2)	0% (0)	3	0	0	
	0% (0)	(0)	0% (0)	(0)	(0)	0% (0)	(0)				
Technology Help Desk	33.33% (1)	0% (0)	0% (0)	0% (0)	0% (0)	66.67% (2)	0% (0)	3	0	0	
	0% (0)	(0)	0% (0)	(0)	(0)	0% (0)	(0)				
Tutor Center	33.33% (1)	0% (0)	0% (0)	0% (0)	0% (0)	66.67% (2)	0% (0)	3	0	0	
	0% (0)	(0)	0% (0)	(0)	(0)	0% (0)	(0)				
University Catalog	66.67% (2)	0% (0)	0% (0)	0% (0)	0% (0)	33.33% (1)	0% (0)	3	0	0	
	0% (0)	(0)	0% (0)	(0)	(0)	0% (0)	(0)				
University Email	100% (3)	0% (0)	0% (0)	0% (0)	0% (0)	0% (0)	0% (0)	3	0	0	
	0% (0)	(0)	0% (0)	(0)	(0)	(0)	(0)				
University Police	33.33% (1)	0% (0)	0% (0)	0% (0)	0% (0)	66.67% (2)	0% (0)	3	0	0	
	0% (0)	(0)	0% (0)	(0)	(0)	0% (0)	(0)				
University Website	66.67% (2)	0% (0)	0% (0)	0% (0)	0% (0)	33.33% (1)	0% (0)	3	0	0	
	0% (0)	(0)	0% (0)	(0)	(0)	0% (0)	(0)				
Veteran Services	25% (1)	0% (0)	0% (0)	0% (0)	0% (0)	75% (3)	0% (0)	4	0	0	
	(0)	(0)	0% (0)	(0)	(0)	(0)	(0)				
Volunteer Center	33.33% (1)	0% (0)	0% (0)	0% (0)	0% (0)	66.67% (2)	0% (0)	3	0	0	
	0% (0)	(0)	0% (0)	(0)	(0)	0% (0)	(0)				
Total Respondents									3		

13. Is there something that you would like to share with us regarding our faculty, staff, or administrators that wasn't captured in the questions above?

[No Answer Entered]

No responses were entered for this question.

Total Respondents 0

(skipped this question) 3

14. Is there something you would like to share with us regarding our offices, programs and services at Fitchburg State University that wasn't captured in the questions above?

[No Answer Entered]

No responses were entered for this question.

Total Respondents 0

(skipped this question) 3

15. Please select your level of agreement with the following statements:

	Very High	High	Average	Low	Very Low	Response Total	Points	Avg
Overall satisfaction with my experience with Fitchburg State University	100% (3)	0% (0)	0% (0)	0% (0)	0% (0)	3	0	0
	(0)	(0)	(0)	(0)	(0)			
Likelihood that I will recommend the University to others	100% (3)	0% (0)	0% (0)	0% (0)	0% (0)	3	0	0
	(0)	(0)	(0)	(0)	(0)			
Likelihood that I will stay connected to the campus after completion of my degree	33.33% (1)	33.33% (1)	0% (0)	0% (0)	33.33% (1)	3	0	0
	(0)	(0)	(0)	(0)	(0)			
Total Respondents						3		

16. As we have stated previously, we are always looking for feedback that will help us improve. Is there something more you would like to share with us about your overall experience at Fitchburg State University?

[No Answer Entered]

No responses were entered for this question.

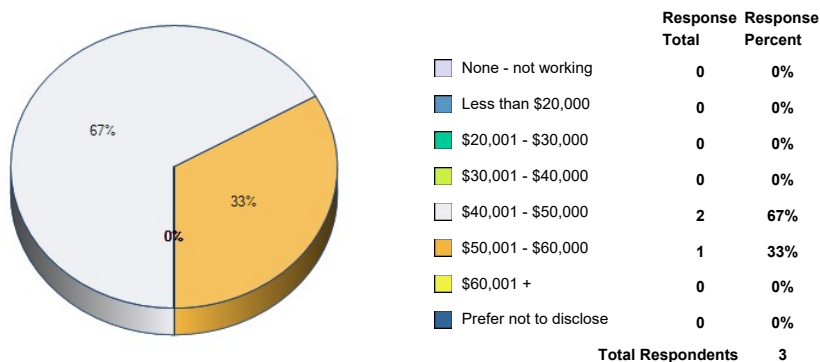
Total Respondents 0

(skipped this question) 3

17. As you prepare to leave Fitchburg State University, we would like to know about your short-term plans. Please mark each of the following as they relate to you currently.

	Yes	No	Not Applicable	Response Total	Points	Avg
I am currently employed or have a job offer in a field closely related to my current program of study	66.67% (2)0% (0)	33.33% (1)0% (0)	0% (0)0% (0)	3	0	0
I am currently employed or have a job offer in a field that is not related to my current program of study	0% (0)0% (0)	100% (3)0% (0)	0% (0)0% (0)	3	0	0
I am searching for employment in a field closely related to my current program of study	66.67% (2)0% (0)	33.33% (1)0% (0)	0% (0)0% (0)	3	0	0
I am searching for employment in a field not closely related to my current program of study	0% (0)0% (0)	100% (3)0% (0)	0% (0)0% (0)	3	0	0
I have been accepted into a graduate program to continue my education at Fitchburg State University	0% (0)0% (0)	100% (2)0% (0)	0% (0)0% (0)	2	0	0
I have been accepted into a graduate or doctoral program to continue my education at another institution	0% (0)0% (0)	66.67% (2)0% (0)	33.33% (1)0% (0)	3	0	0
I am not planning to continue my education at this time	33.33% (1)0% (0)	33.33% (1)0% (0)	33.33% (1)0% (0)	3	0	0
I am pursuing the military	0% (0)0% (0)	66.67% (2)0% (0)	33.33% (1)0% (0)	3	0	0
Total Respondents				3		

18. What is your current or expected (if you are just starting a new position) annual salary?

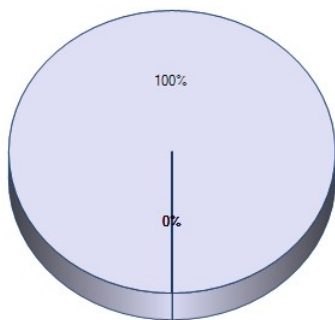


19. How would you rate the importance of the following while attending Fitchburg State University:

	Very Important	Important	Neutral	Unimportant	Very Unimportant	Response Total	Points	Avg
Small, New England campus	66.67% (2)0% (0)	33.33% (1)0% (0)	0% (0)0% (0)	0% (0)0% (0)	0% (0)0% (0)	3	0	0
Low student-to-faculty ratio	100% (3)0% (0)	0% (0)0% (0)	0% (0)0% (0)	0% (0)0% (0)	0% (0)0% (0)	3	0	0
Accessible to my work/home/family	100% (3)0% (0)	0% (0)0% (0)	0% (0)0% (0)	0% (0)0% (0)	0% (0)0% (0)	3	0	0
Close-knit, friendly culture	33.33% (1)0% (0)	33.33% (1)0% (0)	0% (0)0% (0)	0% (0)0% (0)	33.33% (1)0% (0)	3	0	0
Diversity of student body	33.33% (1)0% (0)	33.33% (1)0% (0)	0% (0)0% (0)	0% (0)0% (0)	33.33% (1)0% (0)	3	0	0
Academic program(s)	100% (3)0% (0)	0% (0)0% (0)	0% (0)0% (0)	0% (0)0% (0)	0% (0)0% (0)	3	0	0
Affordability		0% (0)0% (0)	0% (0)0% (0)	0% (0)0% (0)	0% (0)0% (0)	3	0	0

	100% (3)0% (0)								
Faculty	50% (1)0% (0)	50% (1)0% (0)	0% (0)0% (0)	0% (0)0% (0)	0% (0)0% (0)	0% (0)0% (0)	2	0	0
Residential life	0% (0)0% (0)	33.33% (1) 0% (0)	33.33% (1) 0% (0)	0% (0)0% (0)	0% (0)0% (0)	33.33% (1)0% (0)	3	0	0
Facilities	33.33% (1) 0% (0)	33.33% (1) 0% (0)	0% (0)0% (0)	0% (0)0% (0)	0% (0)0% (0)	33.33% (1)0% (0)	3	0	0
Financial Aid	0% (0)0% (0)	33.33% (1) 0% (0)	33.33% (1) 0% (0)	0% (0)0% (0)	0% (0)0% (0)	33.33% (1)0% (0)	3	0	0
Many activities in the region	0% (0)0% (0)	0% (0)0% (0)	66.67% (2) 0% (0)	0% (0)0% (0)	0% (0)0% (0)	33.33% (1)0% (0)	3	0	0
Services/support to first generation students	33.33% (1) 0% (0)	0% (0)0% (0)	33.33% (1) 0% (0)	0% (0)0% (0)	0% (0)0% (0)	33.33% (1)0% (0)	3	0	0
Volunteer opportunities	0% (0)0% (0)	0% (0)0% (0)	66.67% (2) 0% (0)	0% (0)0% (0)	0% (0)0% (0)	33.33% (1)0% (0)	3	0	0
Athletics	0% (0)0% (0)	0% (0)0% (0)	66.67% (2) 0% (0)	0% (0)0% (0)	0% (0)0% (0)	33.33% (1)0% (0)	3	0	0
Military-friendly	0% (0)0% (0)	0% (0)0% (0)	66.67% (2) 0% (0)	0% (0)0% (0)	0% (0)0% (0)	33.33% (1)0% (0)	3	0	0
LGBTQ-friendly	33.33% (1) 0% (0)	0% (0)0% (0)	33.33% (1) 0% (0)	0% (0)0% (0)	0% (0)0% (0)	33.33% (1)0% (0)	3	0	0
Honors Program	0% (0)0% (0)	0% (0)0% (0)	66.67% (2) 0% (0)	0% (0)0% (0)	0% (0)0% (0)	33.33% (1)0% (0)	3	0	0
Employment prospects	33.33% (1) 0% (0)	0% (0)0% (0)	33.33% (1) 0% (0)	0% (0)0% (0)	0% (0)0% (0)	33.33% (1)0% (0)	3	0	0
Internships	0% (0)0% (0)	0% (0)0% (0)	66.67% (2) 0% (0)	0% (0)0% (0)	0% (0)0% (0)	33.33% (1)0% (0)	3	0	0
Study Abroad opportunities	0% (0)0% (0)	0% (0)0% (0)	66.67% (2) 0% (0)	0% (0)0% (0)	0% (0)0% (0)	33.33% (1)0% (0)	3	0	0
ROTC/National Guard	0% (0)0% (0)	0% (0)0% (0)	66.67% (2) 0% (0)	0% (0)0% (0)	0% (0)0% (0)	33.33% (1)0% (0)	3	0	0
Total Respondents							3		

20. How many times did you change your major at Fitchburg State University?

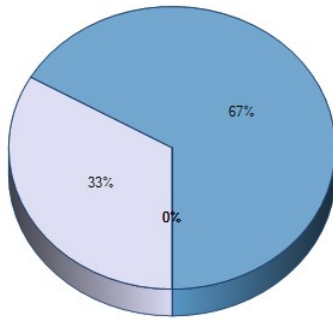


	Response Total	Response Percent
None	2	100%
Once	0	0%
2 Times	0	0%
3 times	0	0%
More than 3 times	0	0%
Total Respondents	2	
(skipped this question)	1	

21. As you finish your degree journey at Fitchburg State University, we would like to know how much your time here has impacted your growth. Please select the answer that best fits our impact on your growth below.

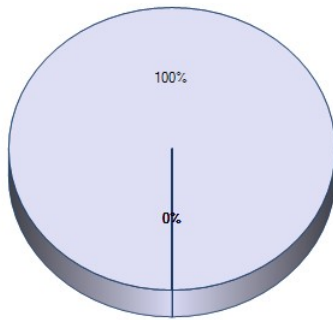
	Very Significant	Significant	No Change	Insignificant	Very Insignificant	Response Total	Points	Avg
Academic Growth (broadened your perception of the need to learn)	100% (3)0% (0)	0% (0)0% (0)	0% (0)0% (0)	0% (0)0% (0)	0% (0)0% (0)	3	0	0
Personal Growth	66.67% (2) 0% (0)	33.33% (1) 0% (0)	0% (0)0% (0)	0% (0)0% (0)	0% (0)0% (0)	3	0	0
Professional Growth (broaden your understanding of the need to continue to learn to achieve your career goals)	100% (3)0% (0)	0% (0)0% (0)	0% (0)0% (0)	0% (0)0% (0)	0% (0)0% (0)	3	0	0
Total Respondents						3		

22. To which gender identity do you most identify?



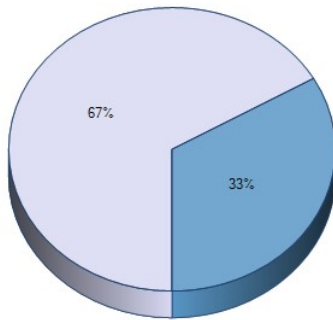
	Response Total	Response Percent
Male	1	33%
Female	2	67%
Transgender Male	0	0%
Transgender Female	0	0%
Do not identify as female, male or transgender	0	0%
Total Respondents	3	

23. To which racial heritage do you predominantly identify?



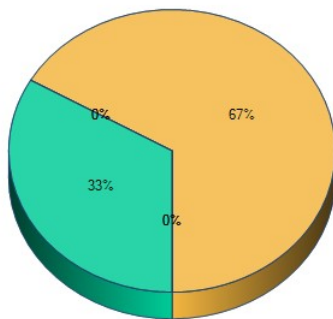
	Response Total	Response Percent
White/Caucasian	3	100%
Asian	0	0%
Hispanic/Latino	0	0%
Black/African American	0	0%
American Indian	0	0%
Other	0	0%
Total Respondents	3	

24. During your time at the University, did you attend full-time or part-time?



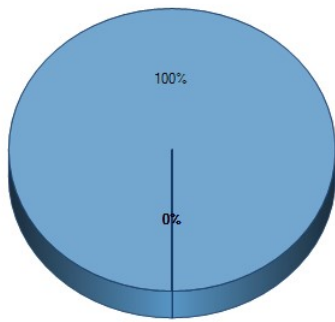
	Response Total	Response Percent
Full-time	2	67%
Part-time	1	33%
Total Respondents	3	

25. During your time at the University, approximately how many hours did you work per week?



	Response Total	Response Percent
0	0	0%
1 - 10	0	0%
11 - 20	1	33%
21 - 30	0	0%
31 - 40	0	0%
40+	2	67%
Total Respondents	3	

26. How many dependents do you have (not including yourself)?



- 1
- 2
- 3
- 4
- 5
- 5+

	Response Total	Response Percent
1	0	0%
2	1	100%
3	0	0%
4	0	0%
5	0	0%
5+	0	0%
Total Respondents	1	
(skipped this question)	2	