

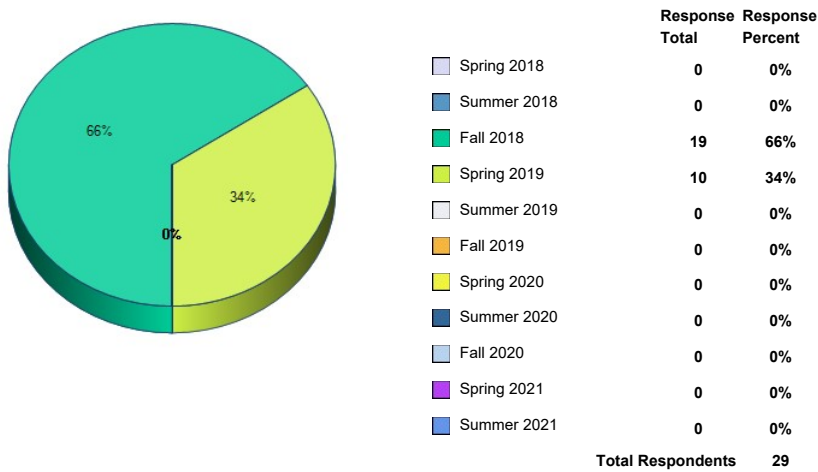


Graduating Student Feedback

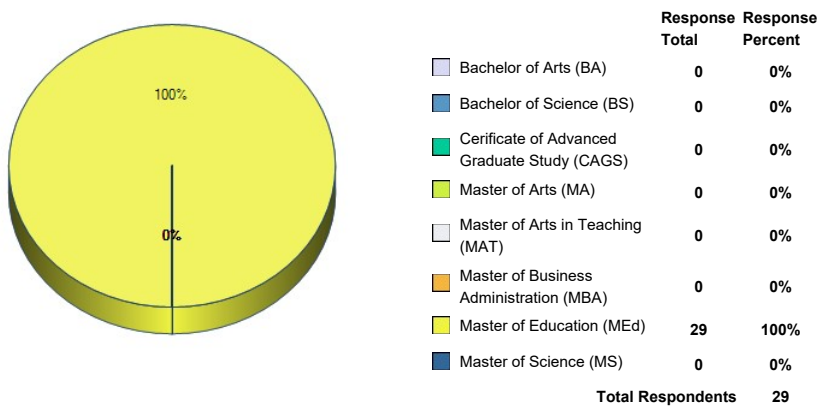
Survey Title: Graduating Student Feedback

Responses By Question Analysis:

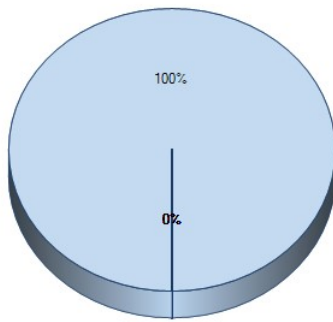
1. Please select the semester will you complete your program requirements from the list below:



2. Please select the Degree you are currently completing at Fitchburg State University from the list below:

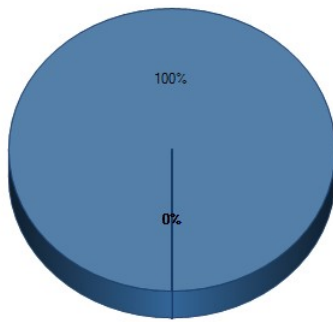


3. Please select the major field your studied for your degree:



	Response Total	Response Percent
Arts Education (MEd only)	0	0%
Biology	0	0%
Business Administration	0	0%
Chemistry	0	0%
Clinical Mental Health Counseling	0	0%
Communication (MS only)	0	0%
Communications Media	0	0%
Computer Information Systems	0	0%
Computer Science	0	0%
Criminal Justice	0	0%
Curriculum and Teaching	0	0%
Early Childhood Education	0	0%
Educational Leadership	0	0%
Economics	0	0%
Elementary Education	0	0%
English Studies	0	0%
Environmental and Earth Science	0	0%
Exercise and Sports Science	0	0%
Game Design	0	0%
Geographic Science and Technology	0	0%
History	0	0%
Human Services	0	0%
Industrial Technology	0	0%
Interdisciplinary Studies	0	0%
LECOM Early Acceptance	0	0%
Mathematics	0	0%
Middle School Education	0	0%
Nursing - General	0	0%
Nursing - LPN to Baccalaureate	0	0%
Nursing - RN to Baccalaureate	0	0%
Occupational/Vocational Education	0	0%
Political Science	0	0%
Psychological Science	0	0%
Sociology	0	0%
Special Education	29	100%
Technology Education (Grades 5-12)	0	0%
Total Respondents	29	

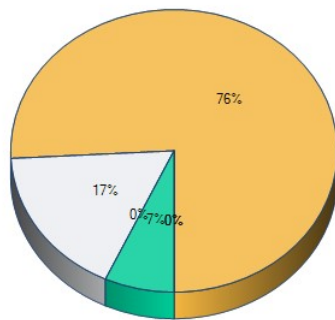
4. Please select your minor from the list below:



	Response Total	Response Percent
African-American Studies	0	0%
American Studies	0	0%
Art	0	0%
Art History	0	0%
Asian Studies	0	0%
Biology	0	0%
Business Administration	0	0%
Chemistry	0	0%
Communication Studies	0	0%
Computer Science	0	0%
Construction Technology	0	0%
Criminal Justice	0	0%
Deaf Studies	0	0%
Disability Studies	0	0%
Early Childhood Education	0	0%
Economics	0	0%
English Studies - Literature	0	0%
English Studies -- Professional Writing	0	0%
Environmental and Earth Science	0	0%
Film Studies	0	0%
French	0	0%
Game Design	0	0%
Geographic Design	0	0%
History	0	0%
History Secondary Education	0	0%
Industrial Training	0	0%
International Studies	0	0%
Latin	0	0%
Manufacturing Technology	0	0%
Mathematics	0	0%
Mathematics for Education	0	0%
Middle School Education	0	0%
Music	0	0%
Neuroscience, Behavior, and Cognition	0	0%
Peace Studies	0	0%
Philosophy	0	0%
Political Science	0	0%
Psychological Science	0	0%
Romance Languages	0	0%
Social Science	0	0%
Sociology	0	0%
Spanish	0	0%
Special Education	0	0%
Studio Art	0	0%
Theater	0	0%
Women, Gender and Sexuality Studies	0	0%
None	8	100%

Total Respondents 8
(skipped this question) 21

5. Please select the student group you most identify with from the list below:



	Response Total	Response Percent
Day Student	0	0%
Evening On Campus Student	0	0%
Evening On-line Student	2	7%
Evening Extended Campus Student	0	0%
Online Student	5	17%
Graduate Student	22	76%
Total Respondents	29	

6. Please rate the following academic experiences at Fitchburg State University:

	Excellent	Very Good	Good	Fair	Poor	Not Applicable	Response Total	Points	Avg
Availability of classes (e.g. time offered, seats open)	40% (10) 0%	32% (8) 0%	20% (5) 0%	8% (2) 0%	0% (0) 0%	0% (0) 0%	25	0	0
Frequency of course offerings	25% (6) 0%	29.17% (7) 0%	33.33% (8) 0%	12.5% (3) 0%	0% (0) 0%	0% (0) 0%	24	0	0
Size of classes	41.67% (10) 0%	29.17% (7) 0%	20.83% (5) 0%	8.33% (2) 0%	0% (0) 0%	0% (0) 0%	24	0	0
Quality of instruction	20.83% (5) 0%	41.67% (10) 0%	25% (6) 0%	8.33% (2) 0%	4.17% (1) 0%	0% (0) 0%	24	0	0
Quality of texts and other instructional materials	20.83% (5) 0%	29.17% (7) 0%	33.33% (8) 0%	12.5% (3) 0%	4.17% (1) 0%	0% (0) 0%	24	0	0
Availability of faculty outside of the classroom	25% (6) 0%	37.5% (9) 0%	29.17% (7) 0%	4.17% (1) 0%	4.17% (1) 0%	0% (0) 0%	24	0	0
Timeliness and relevance of course content	20.83% (5) 0%	33.33% (8) 0%	33.33% (8) 0%	8.33% (2) 0%	4.17% (1) 0%	0% (0) 0%	24	0	0
Quality of high impact (outside the classroom) experiences (e.g. internships, practicum, etc.)	25% (6) 0%	41.67% (10) 0%	20.83% (5) 0%	12.5% (3) 0%	0% (0) 0%	0% (0) 0%	24	0	0
Overall level of challenge in the coursework	29.17% (7) 0%	45.83% (11) 0%	16.67% (4) 0%	8.33% (2) 0%	0% (0) 0%	0% (0) 0%	24	0	0
Match between career goals and course-of-study requirements	29.17% (7) 0%	37.5% (9) 0%	25% (6) 0%	8.33% (2) 0%	0% (0) 0%	0% (0) 0%	24	0	0
Overall level of faculty advisement	29.17% (7) 0%	41.67% (10) 0%	25% (6) 0%	0% (0) 0%	4.17% (1) 0%	0% (0) 0%	24	0	0
Total Respondents							24		
(skipped this question)							5		

7. Please rate the quality of the facilities and activities offered at Fitchburg State University:

	Excellent	Very Good	Good	Fair	Poor	No Interaction	Response Total	Points	Avg
Classrooms	8.33% (2) 0%	37.5% (9) 0%	45.83% (11) 0%	0% (0) 0%	0% (0) 0%	8.33% (2) 0%	24	0	0
Labs	8.33% (2) 0%	4.17% (1) 0%	12.5% (3) 0%	0% (0) 0%	0% (0) 0%	75% (18) 0%	24	0	0
Other General facilities (e.g. studios, gym)	8.33% (2) 0%	4.17% (1) 0%	16.67% (4) 0%	0% (0) 0%	0% (0) 0%	70.83% (17) 0%	24	0	0
Computer Labs	8.33% (2) 0%	8.33% (2) 0%	25% (6) 0%	4.17% (1) 0%	0% (0) 0%	54.17% (13) 0%	24	0	0
Library	8.33% (2) 0%	37.5% (9) 0%	29.17% (7) 0%	0% (0) 0%	0% (0) 0%	25% (6) 0%	24	0	0
Technology in the classroom	8% (2) 0%	12% (3) 0%	36% (9) 0%	12% (3) 0%	0% (0) 0%	32% (8) 0%	25	0	0
Total Respondents							24	0	0

Online technologies utilized in your classes	16.67% (4) 0% (0)	29.17% (7) 0% (0)	45.83% (11) 0% (0)	0% (0)	0% (0)	8.33% (2) 0% (0)			
Musical or theatrical performances on-campus	8.33% (2) 0% (0)	0% (0)	0% (0)	0% (0)	0% (0)	91.67% (22) 0% (0)	24	0	0
Intramural athletic offerings	8.33% (2) 0% (0)	0% (0)	0% (0)	0% (0)	0% (0)	91.67% (22) 0% (0)	24	0	0
Intercollegiate athletic events	8.33% (2) 0% (0)	0% (0)	0% (0)	0% (0)	0% (0)	91.67% (22) 0% (0)	24	0	0
Greek Life	8.33% (2) 0% (0)	0% (0)	0% (0)	0% (0)	0% (0)	91.67% (22) 0% (0)	24	0	0
Student Organizations	8.33% (2) 0% (0)	4.17% (1) 0% (0)	0% (0)	0% (0)	0% (0)	87.5% (21) 0% (0)	24	0	0
Total Respondents							24		
(skipped this question)								5	

8. How well did Fitchburg State University prepare you in terms of the following skill sets:

	Very Well	Well	Neutral	Poorly	Very Poorly	Response Total	Points	Avg	
Ability to think analytically and logically	41.67% (10) 0% (0)	45.83% (11) 0% (0)	12.5% (3) 0% (0)	0% (0)	0% (0)	24	0	0	
Ability to acquire new skills and knowledge on your own	45.83% (11) 0% (0)	41.67% (10) 0% (0)	12.5% (3) 0% (0)	0% (0)	0% (0)	24	0	0	
Ability to use the knowledge, ideas, or perspectives gained from your major field	45.83% (11) 0% (0)	41.67% (10) 0% (0)	12.5% (3) 0% (0)	0% (0)	0% (0)	24	0	0	
Ability to orally communicate well	37.5% (9) 0% (0)	33.33% (8) 0% (0)	29.17% (7) 0% (0)	0% (0)	0% (0)	24	0	0	
Ability to judge information/ideas/actions/conclusions based on sources/methods/reasoning	45.83% (11) 0% (0)	33.33% (8) 0% (0)	20.83% (5) 0% (0)	0% (0)	0% (0)	24	0	0	
Ability to write effectively	37.5% (9) 0% (0)	33.33% (8) 0% (0)	29.17% (7) 0% (0)	0% (0)	0% (0)	24	0	0	
Ability to use information technology in intellectual and/or professional pursuits	36% (9) 0% (0)	36% (9) 0% (0)	24% (6) 0% (0)	4% (1) 0% (0)	0% (0)	25	0	0	
Ability to understand and appreciate cultural and ethnic differences between people	25% (6) 0% (0)	50% (12) 0% (0)	25% (6) 0% (0)	0% (0)	0% (0)	24	0	0	
Ability to understand international perspectives on economic, political, social, and cultural issues	20.83% (5) 0% (0)	45.83% (11) 0% (0)	33.33% (8) 0% (0)	0% (0)	0% (0)	24	0	0	
Ability to gain an understanding of or appreciation for the arts	20.83% (5) 0% (0)	25% (6) 0% (0)	54.17% (13) 0% (0)	0% (0)	0% (0)	24	0	0	
Ability to understand and apply quantitative principles and methods	29.17% (7) 0% (0)	41.67% (10) 0% (0)	29.17% (7) 0% (0)	0% (0)	0% (0)	24	0	0	
Ability to understand scientific method	20% (5) 0% (0)	36% (9) 0% (0)	44% (11) 0% (0)	0% (0)	0% (0)	25	0	0	
Total Respondents							24		
(skipped this question)								5	

9. How well did Fitchburg State University prepare you for the following personal and professional situational skill sets:

	Very Well	Well	Neutral	Poorly	Very Poorly	Response Total	Points	Avg	
Your ability to work as a member of a team or group	37.5% (9) 0% (0)	45.83% (11) 0% (0)	16.67% (4) 0% (0)	0% (0)	0% (0)	24	0	0	
Your ability to get along with people of diverse backgrounds and perspectives	45.83% (11) 0% (0)	37.5% (9) 0% (0)	16.67% (4) 0% (0)	0% (0)	0% (0)	24	0	0	
Your ability to lead others effectively	41.67% (10) 0% (0)	41.67% (10) 0% (0)	16.67% (4) 0% (0)	0% (0)	0% (0)	24	0	0	
Your ability to evaluate and choose between alternative courses of action	41.67% (10) 0% (0)	41.67% (10) 0% (0)	16.67% (4) 0% (0)	0% (0)	0% (0)	24	0	0	
Your awareness of contemporary issues and their causes and consequences	33.33% (8) 0% (0)	45.83% (11) 0% (0)	20.83% (5) 0% (0)	0% (0)	0% (0)	24	0	0	
Total Respondents							24		
(skipped this question)								5	

10. We are always looking for feedback to help us with quality and improvements. Is there something you would like to share with us regarding facilities or your program that wasn't captured above?

1. My advisor only interacted with me once when I first applied at FSU. I needed her help planning and mapping out my courses. The tentative plan she gave me covered all my courses, only it did not take into account pre-requisites! I was the one who caught the fact that some courses are pre-requisites for others and so had to switch around the courses in order to make sure I graduate within 2 years, as I wanted. Had I followed her plan as is, I would have had to graduate one semester late because of one course that was planned to be taken during my last semester, when in fact it is a pre-requisite for one of my other courses. I was an undergraduate at Fitchburg State and had an amazing experience with my professors and the school itself. I came back as a graduate student and was disappointed to find out that all of the special education master's programs were online. Personally, I do not get as much out of the class with the on-line format and would have had a more meaningful experience if I was able to meet with my professor's in person.
2. For the most part, I had the privilege of working with professors of a high caliber of knowledge, professionalism, and involvement in my online/hybrid graduate program. The course evaluation survey did not allow me to provide specific feedback beyond a rating. This was especially frustrating when I, (on rare occasion), encountered a professor with seemingly little investment in his/her own class. I would have appreciated the opportunity to specifically identify those qualities, attributes, and practices of the professor that either explicitly contributed or did not contribute to my learning experience.
3. In regards to the Severe Program for Special Education, much of the content focuses on the teaching at the level of inclusion and grade level academics. There is very little course content for the students who are in substantial separate classroom and functioning at extremely low academic levels.
4. I think that the university faculty teachers do a much better job with keeping up with grading and in communication with the students. The adjunct faculty that I had did a poor job with this, but they also had full-time jobs elsewhere as teachers, Principals of schools, and related jobs in education. As a student who is primarily learning on-line, timely grading and responses from instructors is imperative, in order for learners to know if they are on target. At times I had to wait one month to get grades back; meanwhile, there were many other assignments that I had to submit, without knowing how I did on previous assignments.
5. Fitchburg State has been supportive in this process; however, the MTEL system and DESE requirements need to be evaluated and changed. Teachers, like myself, are deeply discouraged and lose their passion for their career.
6. The instructors that I had were very knowledgeable and I felt that they all wanted me to succeed and were very supportive even when I faced some difficult health issues. I am proud to be graduating from Fitchburg University!
7. Availability of online professors wasn't/visn't always as supportive as it should be. Some online professors weren't very actively involved in the instruction of course content and didn't prepare many of their own resources for the course. Many online professors didn't incorporate many technology aspects. The use of ZOOM was not as beneficial as an in-class session would have been. The use of group and cooperative learning was not incorporated into many courses. Although group learning is challenging to incorporate into online courses, it should have been more of a priority.
8. My advisor was continuously unavailable (would ignore emails, not call back, etc) throughout my time at FSU. I felt unsupported if a problem came up.
- 9.

Total Respondents 9

(skipped this question) 20

11. What is your level of agreement with the following statements:

	Strongly Agree	Agree	Neutral	Disagree	Strongly Disagree	No Basis for Judgement	Response Total	Points	Avg
Faculty demonstrated commitment to my learning, personal well being and success	50% (12)0% (0)	37.5% (9) 0% (0)	8.33% (2) 0% (0)	4.17% (1) 0% (0)	0% (0)0% (0)	0% (0)0% (0)	24	0	0
Administrators (e.g. vice presidents, deans and directors) demonstrated commitment to my learning, personal well being and success	29.17% (7) 0% (0)	37.5% (9) 0% (0)	8.33% (2) 0% (0)	4.17% (1) 0% (0)	4.17% (1) 0% (0)	16.67% (4) 0% (0)	24	0	0
Other University staff demonstrated commitment to my learning, personal well being and success	29.17% (7) 0% (0)	33.33% (8) 0% (0)	4.17% (1) 0% (0)	8.33% (2) 0% (0)	0% (0)0% (0)	25% (6)0% (0)	24	0	0
Library resources (e.g. books, database subscriptions, inter-library loan) were adequate for my research and learning needs	43.48% (10) 0% (0)	39.13% (9) 0% (0)	8.7% (2) 0% (0)	0% (0)0% (0)	0% (0)0% (0)	8.7% (2)0% (0)	23	0	0
Library hours and web resource availability were adequate for my	42.31% (11) 0% (0)	34.62% (9) 0% (0)	7.69% (2) 0% (0)	0% (0)0% (0)	0% (0)0% (0)	15.38% (4) 0% (0)	26	0	0

research and learning needs											
Library staff were knowledgeable and demonstrated commitment to my learning and academic success.	37.5% (9)	25% (6)	8.33% (2)	0% (0)	0% (0)	0% (0)	29.17% (7)	24	0	0	
I learned about research strategies and sources of information from the library staff.	36% (9)	36% (9)	12% (3)	0% (0)	0% (0)	0% (0)	16% (4)	25	0	0	
								Total Respondents	24		
								(skipped this question)	5		

12. Please rate your overall experience with the following offices, programs and services at Fitchburg State University:

	Very Positive	Mostly Positive	Neutral	Mostly Negative	Very Negative	No Interaction	Was Unaware	Response Total	Points	Avg
Academic Department Office/Staff	45.83% (11)	37.5% (9)	4.17% (1)	0% (0)	0% (0)	12.5% (3)	0% (0)	24	0	0
Admissions Office	47.83% (11)	43.48% (10)	4.35% (1)	0% (0)	0% (0)	4.35% (1)	0% (0)	23	0	0
Advising Center	30.43% (7)	21.74% (5)	8.7% (2)	4.35% (1)	4.35% (1)	26.09% (6)	4.35% (1)	23	0	0
Bookstore	20% (5)	36% (9)	4% (1)	0% (0)	0% (0)	28% (7)	12% (3)	25	0	0
Capital Planning and Maintenance (e.g. buildings & grounds)	25% (6)	4.17% (1)	0% (0)	0% (0)	0% (0)	58.33% (14)	12.5% (3)	24	0	0
Career Counseling Office	12% (3)	0% (0)	4% (1)	4% (1)	0% (0)	60% (15)	20% (5)	25	0	0
Center for Diversity and Inclusiveness	8.33% (2)	0% (0)	4.17% (1)	0% (0)	0% (0)	62.5% (15)	25% (6)	24	0	0
Chartwell's Dining Services	8.33% (2)	0% (0)	4.17% (1)	4.17% (1)	0% (0)	66.67% (16)	16.67% (4)	24	0	0
Commuter Affairs	8.33% (2)	4.17% (1)	8.33% (2)	0% (0)	0% (0)	58.33% (14)	20.83% (5)	24	0	0
Counseling Services	8.33% (2)	4.17% (1)	4.17% (1)	0% (0)	0% (0)	62.5% (15)	20.83% (5)	24	0	0
Disability Services	8.7% (2)	0% (0)	4.35% (1)	0% (0)	0% (0)	65.22% (15)	21.74% (5)	23	0	0
Financial Aid	21.74% (5)	21.74% (5)	4.35% (1)	8.7% (2)	0% (0)	34.78% (8)	8.7% (2)	23	0	0
Graduate and Continuing Education (GCE)	56.52% (13)	30.43% (7)	4.35% (1)	0% (0)	0% (0)	8.7% (2)	0% (0)	23	0	0
Health Services	8.7% (2)	4.35% (1)	4.35% (1)	0% (0)	0% (0)	69.57% (16)	13.04% (3)	23	0	0
Housing and Residential Services	8.7% (2)	0% (0)	4.35% (1)	0% (0)	0% (0)	69.57% (16)	17.39% (4)	23	0	0
Information Desk (Hammond Hall)	17.39% (4)	0% (0)	4.35% (1)	0% (0)	0% (0)	65.22% (15)	13.04% (3)	23	0	0
International Education (e.g. study abroad)	8.7% (2)	0% (0)	4.35% (1)	0% (0)	0% (0)	69.57% (16)	17.39% (4)	23	0	0
On-campus Job Recruitment	8.7% (2)	0% (0)	4.35% (1)	0% (0)	0% (0)	69.57% (16)	17.39% (4)	23	0	0
One Card	18.18% (4)	9.09% (2)	9.09% (2)	0% (0)	0% (0)	50% (11)	13.64% (3)	22	0	0
Online Services (e.g. financial aid, registration, add/drop)	43.48% (10)	26.09% (6)	13.04% (3)	0% (0)	0% (0)	17.39% (4)	0% (0)	23	0	0
Parking	16.67% (4)	41.67% (10)	8.33% (2)	8.33% (2)	0% (0)	25% (6)	0% (0)	24	0	0
Recreation Services	8.7% (2)	8.7% (2)	4.35% (1)	0% (0)	0% (0)	60.87% (14)	17.39% (4)	23	0	0
Registrar's Office	50% (11)	13.64% (3)	4.55% (1)	0% (0)	0% (0)	27.27% (6)	4.55% (1)	22	0	0
Shuttle Service	8.7% (2)	0% (0)	0% (0)	4.35% (1)	0% (0)	69.57% (16)	17.39% (4)	23	0	0

Student Accounts	30.43% (7) 0% (0)	21.74% (5) 0% (0)	8.7% (2) 0% (0)	4.35% (1) 0% (0)	0% (0) 0%	30.43% (7) 0% (0)	4.35% (1) 0% (0)	23	0	0
Student Development Office	8.7% (2) (0)	0% (0) (0)	0% (0) (0)	4.35% (1) 0% (0)	0% (0) (0)	69.57% (16) 0% (0)	17.39% (4) 0% (0)	23	0	0
Technology Help Desk	21.74% (5) 0% (0)	26.09% (6) 0% (0)	0% (0) (0)	4.35% (1) 0% (0)	0% (0) (0)	39.13% (9) 0% (0)	8.7% (2) 0% (0)	23	0	0
Tutor Center	8.7% (2) (0)	0% (0) (0)	0% (0) (0)	4.35% (1) 0% (0)	0% (0) (0)	69.57% (16) 0% (0)	17.39% (4) 0% (0)	23	0	0
University Catalog	13.04% (3) 0% (0)	17.39% (4) 0% (0)	13.04% (3) 0% (0)	4.35% (1) 0% (0)	0% (0) (0)	43.48% (10) 0% (0)	8.7% (2) 0% (0)	23	0	0
University Email	34.78% (8) 0% (0)	30.43% (7) 0% (0)	13.04% (3) 0% (0)	4.35% (1) 0% (0)	0% (0) (0)	17.39% (4) 0% (0)	0% (0) (0)	23	0	0
University Police	8.7% (2) (0)	17.39% (4) 0% (0)	0% (0) (0)	4.35% (1) 0% (0)	0% (0) (0)	56.52% (13) 0% (0)	13.04% (3) 0% (0)	23	0	0
University Website	34.78% (8) 0% (0)	17.39% (4) 0% (0)	21.74% (5) 0% (0)	0% (0) (0)	0% (0) (0)	21.74% (5) 0% (0)	4.35% (1) 0% (0)	23	0	0
Veteran Services	8.7% (2) (0)	0% (0) (0)	0% (0) (0)	4.35% (1) 0% (0)	0% (0) (0)	65.22% (15) 0% (0)	21.74% (5) 0% (0)	23	0	0
Volunteer Center	8.7% (2) (0)	0% (0) (0)	0% (0) (0)	4.35% (1) 0% (0)	0% (0) (0)	65.22% (15) 0% (0)	21.74% (5) 0% (0)	23	0	0
Total Respondents								24		
(skipped this question)									5	

13. Is there something that you would like to share with us regarding our faculty, staff, or administrators that wasn't captured in the questions above?

- Please refer to the previous page regarding my advisor, Ms. Anne Howard
- I applied for a waiver of the late registration fee, due to having to wait for MTEL results. I never got a response back.
- Special Education offices and personnel are wonderful and supportive.
- Although I'm now a graduate student and luckily only needed to park on campus on the weekends for in-class sessions, I still would suggest more parking for students.

Total Respondents 4

(skipped this question) 25

14. Is there something you would like to share with us regarding our offices, programs and services at Fitchburg State University that wasn't captured in the questions above?

- Making the decision to return to school and pursue a masters degree at age 55, was a difficult one. The members of the admissions team were kind, patient, and encouraging throughout the entire process. Registrar employees were also extremely friendly and patient when guiding me through online processes and any issues that I encountered. I always knew that if I needed to make a call and talk to someone at FSU, my inquiries would be met and handled with courtesy, respect, and expertise!. In a world of "on-line" everything, it is reassuring to know that there is still a person behind the scenes who can assist an older and perhaps, less skilled student navigate all of the on-line processes!
- The math MTEL review course did not help me at all with the MTEL preparation. The Literacy and Communication MTEL prep course and the General Curriculum MTEL course were both very helpful. As a graduate student I often didn't feel as much of a need to talk to my advisor, but definitely feel as if advisors need to have less students to work with to ensure that they're able to be supportive enough.
- Especially at the undergraduate level and for graduate students who are new to FSU and/or who need more support.

Total Respondents 3

(skipped this question) 26

15. Please select your level of agreement with the following statements:

	Very High	High	Average	Low	Very Low	Response Total	Points	Avg
Overall satisfaction with my experience with Fitchburg State University	41.67% (10) 0% (0)	33.33% (8) 0% (0)	16.67% (4) 0% (0)	4.17% (1) 0% (0)	4.17% (1) 0% (0)	24	0	0
Likelihood that I will recommend the University to others	41.67% (10) 0% (0)	37.5% (9) 0% (0)	12.5% (3) 0% (0)	0% (0) 0% (0)	8.33% (2) 0% (0)	24	0	0
Likelihood that I will stay connected to the campus after completion of my degree	25% (6) 0% (0)	12.5% (3) 0% (0)	41.67% (10) 0% (0)	12.5% (3) 0% (0)	8.33% (2) 0% (0)	24	0	0
Total Respondents						24		
(skipped this question)							5	

16. As we have stated previously, we are always looking for feedback that will help us improve. Is there something more you would like to share with us about your overall experience at Fitchburg State University?

1. I had a wonderful time being a distant learner at FSU. I look forward to my graduation ceremony as attaining a Masters Degree has been a life-long dream of mine. Thank you for a wonderful experience and for professors who genuinely care about their students. I will attempt to apply as an adjunct faculty once I graduate as I would love to keep my relationship with FSU ongoing.
My overall experience was pleasant, and although I enjoy all my professors on a personal level, my experience with online class was at times frustrating. Many times information was not updated correctly on blackboard; syllabus would have previous semesters due dates on them, or due dates would be marked difficulty in different areas. Some professors experienced technical difficulties posting links, assignments, podcast, etc. would make complete my homework on time very difficult. Not all professor post assignments, notifications, due dates or resources under the same tables on blackboard so trying to find information could be very time consuming.
2. The McKay building looks beautiful on the second floor. However, as the first floor is the one that is seen first, and as first impressions are important, it seems as if remodeling of the first floor should have been a priority.
3. The review of online professors should be taken more seriously because although some have been outstanding, some have not been.
4. I was enrolled in the Severe Program for Special Education. The majority of coursework seems to be geared to moderate disabilities or inclusive classroom settings. As some one who has worked in Residential settings and currently works for a collaborative, I found it difficult to apply my coursework to my students with low cognitive abilities.

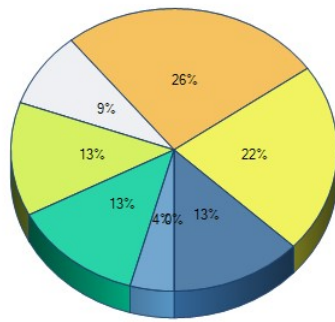
Total Respondents 5

(skipped this question) 24

17. As you prepare to leave Fitchburg State University, we would like to know about your short-term plans. Please mark each of the following as they relate to you currently.

	Yes	No	Not Applicable	Response Total	Points	Avg
I am currently employed or have a job offer in a field closely related to my current program of study	91.67% (22)0% (0)	8.33% (2)0% (0)	0% (0)0% (0)	24	0	0
I am currently employed or have a job offer in a field that is not related to my current program of study	8.7% (2)0% (0)	56.52% (13)0% (0)	34.78% (8)0% (0)	23	0	0
I am searching for employment in a field closely related to my current program of study	34.78% (8)0% (0)	26.09% (6)0% (0)	39.13% (9)0% (0)	23	0	0
I am searching for employment in a field not closely related to my current program of study	0% (0)0% (0)	60.87% (14)0% (0)	39.13% (9)0% (0)	23	0	0
I have been accepted into a graduate program to continue my education at Fitchburg State University	0% (0)0% (0)	41.67% (10)0% (0)	58.33% (14)0% (0)	24	0	0
I have been accepted into a graduate or doctoral program to continue my education at another institution	4.35% (1)0% (0)	52.17% (12)0% (0)	43.48% (10)0% (0)	23	0	0
I am not planning to continue my education at this time	26.09% (6)0% (0)	34.78% (8)0% (0)	39.13% (9)0% (0)	23	0	0
I am pursuing the military	0% (0)0% (0)	59.09% (13)0% (0)	40.91% (9)0% (0)	22	0	0
Total Respondents				24		
(skipped this question)				5		

18. What is your current or expected (if you are just starting a new position) annual salary?

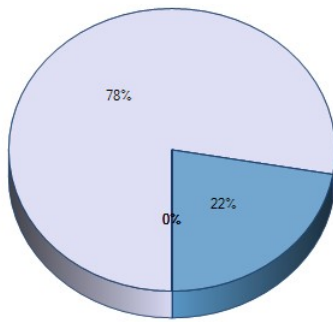


	Response Total	Response Percent
None - not working	0	0%
Less than \$20,000	1	4%
\$20,001 - \$30,000	3	13%
\$30,001 - \$40,000	3	13%
\$40,001 - \$50,000	2	9%
\$50,001 - \$60,000	6	26%
\$60,001 +	5	22%
Prefer not to disclose	3	13%
Total Respondents	23	
(skipped this question)	6	

19. How would you rate the importance of the following while attending Fitchburg State University:

	Very Important	Important	Neutral	Unimportant	Very Unimportant	Response Total	Points	Avg
Small, New England campus	13.64% (3) 0% (0)	50% (11) 0% (0)	36.36% (8) 0% (0)	0% (0) 0% (0)	0% (0) 0% (0)	22	0	0
Low student-to-faculty ratio	40.91% (9) 0% (0)	45.45% (10) 0% (0)	13.64% (3) 0% (0)	0% (0) 0% (0)	0% (0) 0% (0)	22	0	0
Accessible to my work/home/family	45.45% (10) 0% (0)	50% (11) 0% (0)	4.55% (1) 0% (0)	0% (0) 0% (0)	0% (0) 0% (0)	22	0	0
Close-knit, friendly culture	13.64% (3) 0% (0)	50% (11) 0% (0)	36.36% (8) 0% (0)	0% (0) 0% (0)	0% (0) 0% (0)	22	0	0
Diversity of student body	13.64% (3) 0% (0)	45.45% (10) 0% (0)	36.36% (8) 0% (0)	4.55% (1) 0% (0)	0% (0) 0% (0)	22	0	0
Academic program(s)	71.43% (15) 0% (0)	23.81% (5) 0% (0)	4.76% (1) 0% (0)	0% (0) 0% (0)	0% (0) 0% (0)	21	0	0
Affordability	72.73% (16) 0% (0)	22.73% (5) 0% (0)	4.55% (1) 0% (0)	0% (0) 0% (0)	0% (0) 0% (0)	22	0	0
Faculty	59.09% (13) 0% (0)	31.82% (7) 0% (0)	4.55% (1) 0% (0)	4.55% (1) 0% (0)	0% (0) 0% (0)	22	0	0
Residential life	4.55% (1) 0% (0)	9.09% (2) 0% (0)	68.18% (15) 0% (0)	13.64% (3) 0% (0)	4.55% (1) 0% (0)	22	0	0
Facilities	9.09% (2) 0% (0)	45.45% (10) 0% (0)	45.45% (10) 0% (0)	0% (0) 0% (0)	0% (0) 0% (0)	22	0	0
Financial Aid	27.27% (6) 0% (0)	40.91% (9) 0% (0)	31.82% (7) 0% (0)	0% (0) 0% (0)	0% (0) 0% (0)	22	0	0
Many activities in the region	9.09% (2) 0% (0)	13.64% (3) 0% (0)	63.64% (14) 0% (0)	13.64% (3) 0% (0)	0% (0) 0% (0)	22	0	0
Services/support to first generation students	13.64% (3) 0% (0)	18.18% (4) 0% (0)	63.64% (14) 0% (0)	4.55% (1) 0% (0)	0% (0) 0% (0)	22	0	0
Volunteer opportunities	9.09% (2) 0% (0)	18.18% (4) 0% (0)	72.73% (16) 0% (0)	0% (0) 0% (0)	0% (0) 0% (0)	22	0	0
Athletics	9.09% (2) 0% (0)	18.18% (4) 0% (0)	59.09% (13) 0% (0)	13.64% (3) 0% (0)	0% (0) 0% (0)	22	0	0
Military-friendly	18.18% (4) 0% (0)	22.73% (5) 0% (0)	54.55% (12) 0% (0)	4.55% (1) 0% (0)	0% (0) 0% (0)	22	0	0
LGBTQ-friendly	18.18% (4) 0% (0)	31.82% (7) 0% (0)	50% (11) 0% (0)	0% (0) 0% (0)	0% (0) 0% (0)	22	0	0
Honors Program	19.05% (4) 0% (0)	9.52% (2) 0% (0)	66.67% (14) 0% (0)	4.76% (1) 0% (0)	0% (0) 0% (0)	21	0	0
Employment prospects	26.09% (6) 0% (0)	34.78% (8) 0% (0)	39.13% (9) 0% (0)	0% (0) 0% (0)	0% (0) 0% (0)	23	0	0
Internships	27.27% (6) 0% (0)	22.73% (5) 0% (0)	45.45% (10) 0% (0)	4.55% (1) 0% (0)	0% (0) 0% (0)	22	0	0
Study Abroad opportunities	13.64% (3) 0% (0)	9.09% (2) 0% (0)	63.64% (14) 0% (0)	13.64% (3) 0% (0)	0% (0) 0% (0)	22	0	0
ROTC/National Guard	9.09% (2) 0% (0)	4.55% (1) 0% (0)	68.18% (15) 0% (0)	18.18% (4) 0% (0)	0% (0) 0% (0)	22	0	0
Total Respondents	22					22		
(skipped this question)	7					7		

20. How many times did you change your major at Fitchburg State University?

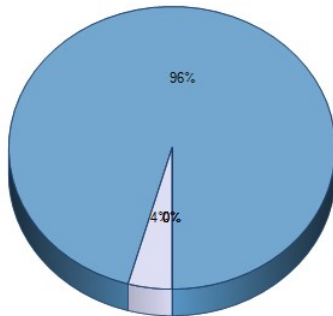


	Response Total	Response Percent
None	14	78%
Once	4	22%
2 Times	0	0%
3 times	0	0%
More than 3 times	0	0%
Total Respondents (skipped this question)	18	11

21. As you finish your degree journey at Fitchburg State University, we would like to know how much your time here has impacted your growth. Please select the answer that best fits our impact on your growth below.

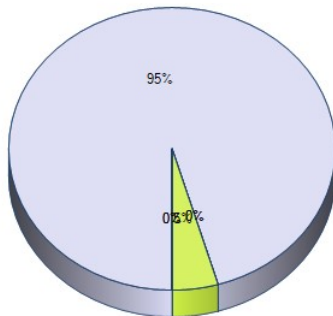
	Very Significant	Significant	No Change	Insignificant	Very Insignificant	Response Total	Points	Avg
Academic Growth (broadened your perception of the need to learn)	36.36% (8) 0% (0)	50% (11) 0% (0)	9.09% (2) 0% (0)	4.55% (1) 0% (0)	0% (0) 0% (0)	22	0	0
Personal Growth	36.36% (8) 0% (0)	36.36% (8) 0% (0)	22.73% (5) 0% (0)	4.55% (1) 0% (0)	0% (0) 0% (0)	22	0	0
Professional Growth (broaden your understanding of the need to continue to learn to achieve your career goals)	40.91% (9) 0% (0)	54.55% (12) 0% (0)	0% (0) 0% (0)	4.55% (1) 0% (0)	0% (0) 0% (0)	22	0	0
Total Respondents (skipped this question)	22					7		

22. To which gender identity do you most identify?



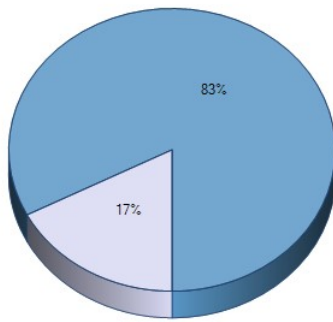
	Response Total	Response Percent
Male	1	4%
Female	22	96%
Transgender Male	0	0%
Transgender Female	0	0%
Do not identify as female, male or transgender	0	0%
Total Respondents (skipped this question)	23	6

23. To which racial heritage do you predominantly identify?



	Response Total	Response Percent
White/Caucasian	21	95%
Asian	0	0%
Hispanic/Latino	0	0%
Black/African American	1	5%
American Indian	0	0%
Other	0	0%
Total Respondents (skipped this question)	22	7

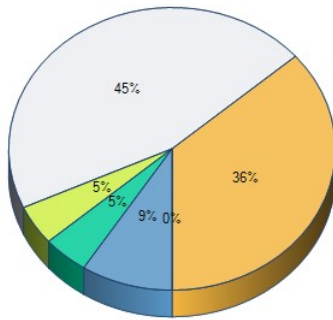
24. During your time at the University, did you attend full-time or part-time?



- Full-time
- Part-time

	Response Total	Response Percent
Full-time	4	17%
Part-time	19	83%
Total Respondents (skipped this question)	23	6

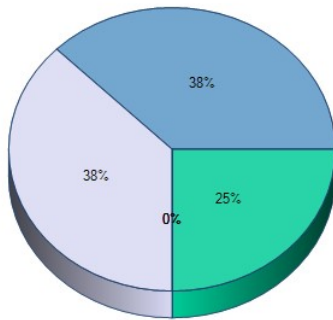
25. During your time at the University, approximately how many hours did you work per week?



- 0
- 1 - 10
- 11 - 20
- 21 - 30
- 31 - 40
- 40+

	Response Total	Response Percent
0	0	0%
1 - 10	2	9%
11 - 20	1	5%
21 - 30	1	5%
31 - 40	10	45%
40+	8	36%
Total Respondents (skipped this question)	22	7

26. How many dependents do you have (not including yourself)?



- 1
- 2
- 3
- 4
- 5
- 5+

	Response Total	Response Percent
1	3	38%
2	3	38%
3	2	25%
4	0	0%
5	0	0%
5+	0	0%
Total Respondents (skipped this question)	8	21