



### Third Year Alumni Feedback 2014 2015 Grads

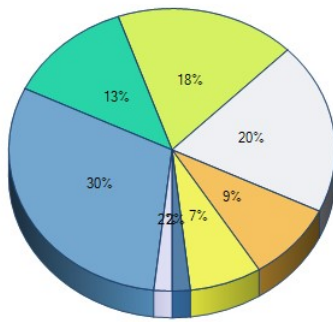
Survey Title: Third-Year Alumni Feedback

#### Responses By Question Analysis:

1. We would like to know about your short-term plans. Please mark each of the following as they relate to you currently:

	Yes	No	Not Applicable	Response Total	Points	Avg
I am currently employed or have a job offer in a field closely related to my degree	75% (42)0% (0)	23.21% (13)0% (0)	1.79% (1)0% (0)	56	0	0
I am currently employed or have a job offer in a field that is not related to my degree	20% (11)0% (0)	72.73% (40)0% (0)	7.27% (4)0% (0)	55	0	0
I am searching for employment in a field closely related to my degree	22.22% (12)0% (0)	64.81% (35)0% (0)	12.96% (7)0% (0)	54	0	0
I am searching for employment in a field not closely related to my degree	9.43% (5)0% (0)	75.47% (40)0% (0)	15.09% (8)0% (0)	53	0	0
I have been accepted into a graduate program to continue my education at Fitchburg State University	5.45% (3)0% (0)	60% (33)0% (0)	34.55% (19)0% (0)	55	0	0
I have been accepted into a graduate or doctoral program to continue my education at another institution	15.09% (8)0% (0)	54.72% (29)0% (0)	30.19% (16)0% (0)	53	0	0
I am not planning to continue my education at this time	46.15% (24)0% (0)	36.54% (19)0% (0)	17.31% (9)0% (0)	52	0	0
I am a member of the Armed Forces	0% (0)0% (0)	86.27% (44)0% (0)	13.73% (7)0% (0)	51	0	0
			<b>Total Respondents</b>	<b>56</b>		
			(skipped this question)	41		

2. How long did it take you to find your first position after graduating?



	Response Total	Response Percent
Have not found a position yet	1	2%
Held the position while I completed my degree	17	30%
Secured my position prior to graduation	7	12%
Less than 30 days after graduation	10	18%
1 - 3 months after graduation	11	20%
4-6 months after graduation	5	9%
7 or more months after graduation	4	7%
Did not pursue employment	1	2%
<b>Total Respondents</b>	<b>56</b>	
<b>(skipped this question)</b>	<b>41</b>	

**3.** How many times have you changed employers or been promoted since graduation three years ago?

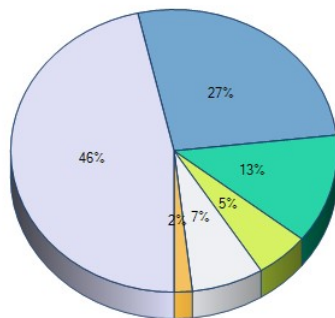
1. 3
2. 4
3. Twice
4. Still with the same employer and same position  
After graduating from FSU, I worked at the dry cleaners for a year. I wasn't able to find a job in my field because 1. I'm not a licensed teacher and 2. I didn't know that there other ways to still work in education without a license to teach. I ended up finding a job in the out of school time education field and am now unemployed since the organization closed due to funding. I love FSU but I think the Education department should help students find out other avenues they can take that doesn't require a license. I feel like FSU failed me in that sense.
5. I have changed employers three times since graduating from FSU; two in field related, one in one that wasn't.
6. Twice
7. I have no changed jobs and have been promoted several times.
8. 4
9. 0
10. 3
11. I have not changed employers or been promoted (I teach, there really isn't any option for promotion).
12. Twice
13. Changed employer 2 times.
14. 3
15. It took over a year to get a job (not even in my field - but it's at least in a lab) and have been there ever since (almost 2 years)
16. Once
17. I am a teacher and have obtained professional status.
18. 1 promotion
19. Once
20. 3 times
21. I changed from full time to per dime at the same institution in order to pursue graduate studies at Georgetown University.
22. 1
23. 0
24. 3
25. Twice
26. 1
27. 5
28. I have not changed employers at all. I have made advances in my pay, but I have not been "promoted." I am a special education teacher.
29. Same position
30. I have not changed employers once securing the job I currently have,
- 31.

- 32. Twice
- 33. Following graduation, I was employed by three employers and was with them until I attended graduate school in Fall 2016.
- 34. Twice.
- 35. I have not changed employers, and as a teacher there are few promotion opportunities. I have been elected to the Board of Trustees at my charter school, though.
- 36. I started nursing at baystate in Springfield and stayed for 1.5 years and found a new job through Yale doing outpatient oncology nursing.
- 37. Five times
- 38. I have been with my employer for 17 years and completed my UG and Grad while employed
- 39. Changed employers 0 times, have not been promoted
- 40. 3 is the hard count.
- 41. I work freelance, so I am constantly changing employers.
- 42. 2 promotions
- 43. Changed jobs twice, and got promoted once.
- 44. Twice
- 45. 3 times
- 46. 3 promotions
- 47. Not applicable
- 48. None
- 49. Have not changed employers after getting grad degree but did change to a higher role. Kind of an upward shift/promotion.
- 50. 7
- 51. 7
- 52. Once

**Total Respondents 52**

(skipped this question) 45

**4. Are you satisfied with the course of your career thus far?**



	Response Total	Response Percent
Very Satisfied	26	46%
Satisfied	15	27%
Neutral	7	12%
Dissatisfied	3	5%
Very Dissatisfied	4	7%
Not Working at This Time	1	2%
<b>Total Respondents</b>	<b>56</b>	
<b>(skipped this question)</b>	<b>41</b>	

**5. Where are you currently employed and what is your job title?**

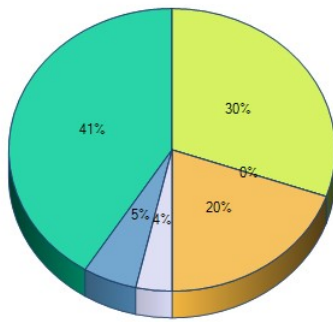
- 1. Zoo New England, Marketing Coordinator
- 2. AmeriCorps VISTA as a Data Analyst
- 3. At a major financial institution. I'm a Financial Rep. II
- 4. Verizon Wireless- Solutions specialist
- 5. I'm currently unemployed but my previous title was a program coordinator.
- 6. Vocational High School  
Plumbing Instructor
- 7. Graduating in May with MSW
- 8. Software Developer  
Nagase America corporation
- 9. Miss Tanya's school of dance, title is dance instructor/ choreographer
- 10. Law clerk.
- 11. Athena Diagnostics Medical technician 1
- 12. Andover High School in Andover, MA. English teacher.
- 13. Director revenue cycle

14. Fitchburg State University, As a maintainer
15. Developmental specialist at Aspire Early Intervention
16. Peptide ascwntiat at a BioChemical Lab
17. Lexington Public Schools- High School Math and Academic Support Teacher
18. Littleton Public Schools, Kindergarten Teacher
19. Preschool teacher
20. Amazon Retail. I'm an associate.
21. Southcoast Health, staff RN.
22. Staff nurse McLean Hospital
23. Tri-County Regional Vocational Technical High School, Franklin, MA
24. Alkermes Inc as a Systems Analyst
25. Cambria Market Rep for BGE Quartz
26. cloudmis sales technician
27. Brown University, School of Professional Studies / Digital Media Producer, Editor
28. Hawthorne Brook Middle School, Special Education Teacher
29. Mercy Medical Center Springfield, MA Labor and Delivery Nurse  
I am a Communications Director at Connect Church in Ashland,MA. I started out leading the live production team as well as graphic & video creation. I have now built a volunteer team of about 30 people and have stepped into a higher role analyzing the branding and marketing techniques of the Church. We just opened a church campus in Framingham this March, and plan to expand to 7 campuses in the next 10 years. The average weekly attendance at this church is a little over 1,000.
30. Newton Wellesley Hospital nurse director
31. UConn Health, Farmington CT and I am a graduate assistant.
32. Wakefield Public Schools, Engineering Teacher
33. Sizer School in Fitchburg, MA – 9th Grade History Teacher.
34. Smilow cancer center at Saint Francis hospital in Hartford ct, I am a Yale new haven employee.
35. Volt Information Sciences, Inc. as a private contractor working through American Tower Corporation as an account specialist.
36. Fitchburg State University, Associate Vice President Human Resources & Payroll Services
37. South Shore Vocational Technical High School, Electronics Engineering Teacher
38. I am self employed and founded a language school in the Czech Republic.
39. Production Coordinator
40. State street corporation - Private Equity Fund Specialist senior associate
41. Site Reliability Engineer
42. Princeton Properties in Dover NH - leasing consultant and a licensed realtor for the state of NH
43. CVS Health. Sr. consultant of pharmacy services
44. Not provided.
45. Lead Teacher
46. MOC Head Start
47. Fitchburg State - Information Security Administrator
48. IPG photon!s, technician

**Total Respondents 48**

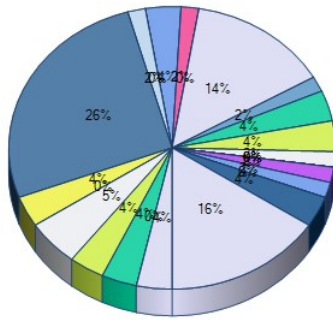
(skipped this question) 49

**6.** In what sector are you employed?



	Response Total	Response Percent
Not employed	2	4%
Self-employed	3	5%
For-profit corporation/company	23	41%
Government or other public institution or agency	17	30%
Military	0	0%
Non-profit organization, institution or NGO	11	20%
<b>Total Respondents</b>	<b>56</b>	
<b>(skipped this question)</b>	<b>41</b>	

7. Please select the industry that best describes your employer.



	Response Total	Response Percent
N/A - Not working	2	4%
Agriculture	0	0%
Biotech/Pharmaceutical	2	4%
Business Services	2	4%
Communications/Marketing/PR	3	5%
Computer Science/Technology	0	0%
Education: Higher Education	2	4%
Education: PreK - High School	15	26%
Engineering	1	2%
Environment	0	0%
Financial Services	2	4%
Fine/Performing Arts	1	2%
Food Service	0	0%
Healthcare	8	14%
Hospitality/Tourism/Travel	1	2%
Information Technology	2	4%
Law/Legal Services	2	4%
Manufacturing	1	2%
Media/Journalism/Publishing	0	0%
Medicine	0	0%
Military/Defense	0	0%
Politics/Public Policy/Advocacy	0	0%
Retail	1	2%
Social Services	1	2%
Sports/Fitness	0	0%
Technology	2	4%
Other, please specify	9	16%
<b>Total Respondents</b>	<b>57</b>	
<b>(skipped this question)</b>	<b>40</b>	

Tourism

Planning

Trading

Maintenance

Religious Organization - Non Profit

Biomedical Research

Education of English Language

Community planning

Real estate

**8.** We are always interested in our Alumni's continued interest in their personal and professional development. Which, if any, professional organizations have you joined since completing your program of study?

1. AmeriCorps VISTA
2. None
3. None
4. None
5. None
6. I was a dishwasher/cook/farmer with the same company and still do sidework for them. I worked with mass Audubon for 7 months, and I am currently with Athena diagnostics.
7. NCTE
8. None
9. None
10. None
11. N/A
12. ANA, NPWH, ACNM.
13. 0
14. N/A
15. None
16. School of Motion, Brown University
17. none
18. N/a
19. N/A
20. ASPAN
21. AAAS  
Auditory Group
22. I am on the Board of Trustees at Sizer School in Fitchburg, MA.
23. N/a
24. None
25. CUPA, SHRM
26. <http://www.eta-i.org/>  
<http://www.arri.org/>
27. "professional organization" is a really broad term.
28. N/A

29. None
30. National board of realtors
31. None
32. None
33. ISACA - international it security group
34. Not applicable

**Total Respondents 34**

(skipped this question) 63

**9.** We believe that Fitchburg State Alumni are always expanding their body of knowledge and would like to know what types of professional development activities you have engaged in since completion of your program of study? (i.e. attended conferences or workshops, given presentation at conference or workshops, conducting scholarly research, licensures or certifications completed, etc.)

1. Have taken online courses and applied for MIT's Edx MicroMasters program.
2. Many courses, classes, current Notary Public.
3. SRI School Reform Initiative- Work Shop
4. None
5. Currently working on my jd at Suffolk university.
6. I have attended several non-profit presentations on the topic of environmental studies.
7. I now have my professional license. I have attended several different conferences over the years.
8. None
9. Attended education conferences and workshops
10. Since graduation (this was a graduate degree), I have obtained professional status and professional licensure through the State of Mass. I've also led professional development workshops on various topics.
11. EEC certification
12. N/A
13. Attended NPWH annual premier conference.
14. Continuing ed for licensing
15. Project Lead the Way engineering training, Massachusetts Association of Vocational Administrators Leadership Academy
16. None
17. School of Motion's Animation Bootcamp, Facilitated Online Learning (FLO) Course at Brown University,
18. I am about to graduate with my Master's in Special Education from Fitchburg State.
19. Neonatal resuscitation certification, electronic fetal monitoring certification, advanced cardiac life support certification  
A lot of online classes and courses to expand my knowledge in the Adobe Suite, HTML & CSS (lynda.com), attended several conferences on team building, leadership (Grow conference, Seeds Conference, Relate Conference), as well as Live Production webinars to learn about the live streaming software & hardware we purchased to stream across campus locations (Living As One - Livestream Company), also online chats with professional social media gurus and analysts.
20. ONL  
Harvard Business School  
I am heavily involved in research seminars for students interested in biomedical research. I have presented at a conference for the eastern auditory research society. I have also attended conferences around Connecticut concerning aging, stem cell research, and brain/cognitive sciences. I currently conduct scholarly research regarding the auditory system. I also participate in a program called Skype a Scientist, where I skype into classrooms around the world and teach them about what I do for a living, and how I got there.
21. Education license acquired post graduation. WPI PLTW workshops. FSU TECCA conferences.
22. I attended the Coalition of Essential Schools conference last year. I engage in a number of online professional/personal development, and my high school offers professional development regularly.
23. Many in services , certifications for my nursing job since graduation.
24. None
25. Attended many conferences  
I attended professional development activities in Fitchburg Public Schools before I became self employed.
26. Currently I am teaching a English course to teachers in Prague, It has been a great experience for them and me as we share our teaching experience.
27. Professional work shops  
Real estate licensure
28. None
29. Have attended many seminars, trainings, and workshops; more than the required amount of hours required by EEC to maintain my teaching license.
30. Conferences in field. One presentation so far. Getting CRISC cert. application specific certa.
- 31.
- 32.



33. Not applicable

Total Respondents 33

(skipped  
this  
question)

64

**10.** We like to know where our graduates are in the world. Please provide us with the city and state or country in which you currently reside.

1. Melrose, MA
2. Attleboro, MA
3. Manchester, New Hampshire
4. Hudson, Massachusetts
5. South Shore of Massachusetts
6. Boston, MA
7. Ayer, Massachusetts
8. New York City New york
9. Leominster
10. Halifax, Ma
11. Ashby, MA
12. Leominster, MA
13. Gardner, ma
14. Wakefield MA
15. Shirley, MA
16. Waltham, MA
17. Ayer, MA
18. Massachusetts
19. Derry, NH
20. Recently moved from MA to Winston-Salem, NC.
21. Leominster, MA
22. Plainville, MA
23. Billerica MA
24. Dartmouth, ma
25. sturbridge
26. Providence, Rhode Island
27. West Townsend, MA
28. Live in Easthampton MA
29. Work in Ashland, MA / Live in Milford, MA
30. Lancaster ma
31. I currently reside in New Britain Connecticut.
32. Groveland, MA.
33. Fitchburg, MA – moving to Austin, TX for graduate school this summer and Washington, D.C. next summer for a policy apprenticeship.
34. Enfield CT
35. Lowell, MA
36. Massachusetts
37. Plymouth, MA
38. Prague, Czech Republic
39. NYC
40. Revere Mass
41. Leominster, MA
42. Newmarket nh
43. Sturbridge Ma
44. Medway, Massachusetts
45. Fitchburg, MA
46. Good old twin cities. MA

47. Franklin, Ma

Total Respondents 47

(skipped this question) 50

**11.** Rate the quality of the following with respect to the degree you received three years ago:

	Excellent	Good	Fair	Poor	Response Total	Points	Avg
Quality of faculty instruction	40.48% (17) (0)	47.62% (20) (0)	9.52% (4) (0)	2.38% (1) (0)	42	0	0
Level of individual attention	48.84% (21) (0)	39.53% (17) (0)	11.63% (5) (0)	0% (0) (0)	43	0	0
Quality of academic advisement	29.27% (12) (0)	41.46% (17) (0)	19.51% (8) (0)	9.76% (4) (0)	41	0	0
Curriculum linked to job related skills and knowledge	21.43% (9) (0)	57.14% (24) (0)	14.29% (6) (0)	7.14% (3) (0)	42	0	0
Preparation to meet the demands of my job	26.19% (11) (0)	47.62% (20) (0)	19.05% (8) (0)	7.14% (3) (0)	42	0	0
Preparation to continue my education	23.26% (10) (0)	41.86% (18) (0)	20.93% (9) (0)	13.95% (6) (0)	43	0	0
<b>Total Respondents</b>					42		
(skipped this question)					55		

**12.** Please select your level of agreement with the following statements:

	Very High	High	Average	Low	Very Low	Response Total	Points	Avg
Overall satisfaction with my experience with Fitchburg State University	38.64% (17) 0% (0)	34.09% (15) 0% (0)	25% (11) (0)	2.27% (1) (0)	0% (0) (0)	44	0	0
<b>Total Respondents</b>						42		
(skipped this question)						55		

**13.** Looking back at your academic career at Fitchburg State University, please select your level of agreement with the following:

	Strongly Agree	Agree	Neutral	Disagree	Strongly Disagree	Response Total	Points	Avg
The social and interpersonal skills you developed have impacted your life	36.59% (15) 0% (0)	31.71% (13) 0% (0)	24.39% (10) 0% (0)	2.44% (1) (0)	4.88% (2) (0)	41	0	0
You have benefitted from the personal connections you made	21.43% (9) (0)	38.1% (16) (0)	35.71% (15) 0% (0)	2.38% (1) (0)	2.38% (1) (0)	42	0	0
You have benefitted from the social networks of which you were/are a part	17.07% (7) (0)	17.07% (7) (0)	53.66% (22) 0% (0)	7.32% (3) (0)	4.88% (2) (0)	41	0	0
The benefits of attending were worth the financial cost	34.15% (14) 0% (0)	34.15% (14) 0% (0)	21.95% (9) (0)	9.76% (4) (0)	0% (0) (0)	41	0	0
<b>Total Respondents</b>						41		
(skipped this question)						56		

**14.** How well did Fitchburg State University prepare you in terms of the following skill sets:

	Very Well	Well	Neutral	Poorly	Very Poorly	Response Total	Points	Avg
Ability to think analytically and logically	26.19% (11) 0% (0)	52.38% (22) 0% (0)	21.43% (9) 0% (0)	0% (0) (0)	0% (0) (0)	42	0	0
Ability to acquire new skills and knowledge on your own	35.71% (15) 0% (0)	50% (21) (0)	14.29% (6) 0% (0)	0% (0) (0)	0% (0) (0)	42	0	0
Ability to use the knowledge, ideas, or perspectives gained from your major field	33.33% (14) 0% (0)	52.38% (22) 0% (0)	9.52% (4) (0)	4.76% (2) 0% (0)	0% (0) (0)	42	0	0
Ability to orally communicate well	36.59% (15) 0% (0)	26.83% (11) 0% (0)	31.71% (13) 0% (0)	4.88% (2) 0% (0)	0% (0) (0)	41	0	0
Ability to judge information/ideas/actions/conclusions based on sources/methods/reasoning	31.71% (13) 0% (0)	51.22% (21) 0% (0)	17.07% (7) 0% (0)	0% (0) (0)	0% (0) (0)	41	0	0
Ability to write effectively	30.23% (13) 0% (0)	34.88% (15) 0% (0)	30.23% (13) 0% (0)	4.65% (2) 0% (0)	0% (0) (0)	43	0	0
<b>Total Respondents</b>						41	0	0

Ability to use information technology in intellectual and/or professional pursuits	24.39% (10) 0% (0)	41.46% (17) 0% (0)	24.39% (10) 0% (0)	9.76% (4) 0% (0)	0% (0) 0%	0%		
Ability to understand and appreciate cultural and ethnic differences between people	38.1% (16) 0% (0)	33.33% (14) 0% (0)	23.81% (10) 0% (0)	2.38% (1) 0% (0)	2.38% (1) 0% (0)		42	0 0
Ability to understand international perspectives on economic, political, social, and cultural issues	25% (11) 0%	25% (11) 0%	40.91% (18) 0% (0)	6.82% (3) 0% (0)	2.27% (1) 0% (0)		44	0 0
Ability to gain an understanding of or appreciation for the arts	34.88% (15) 0% (0)	37.21% (16) 0% (0)	27.91% (12) 0% (0)	0% (0) 0%	0% (0) 0%		43	0 0
Ability to understand and apply quantitative principles and methods	33.33% (14) 0% (0)	33.33% (14) 0% (0)	26.19% (11) 0% (0)	2.38% (1) 0% (0)	4.76% (2) 0% (0)		42	0 0
Ability to understand scientific method	28.57% (12) 0% (0)	33.33% (14) 0% (0)	35.71% (15) 0% (0)	0% (0) 0%	2.38% (1) 0% (0)		42	0 0
<b>Total Respondents</b>							<b>42</b>	
(skipped this question)							55	

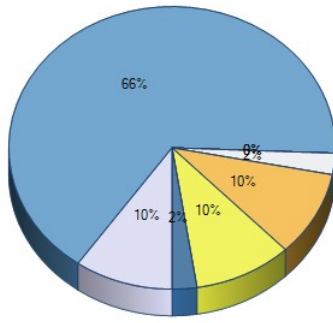
**15.** How well did Fitchburg State University prepare you for the following personal and professional situational skill sets:

	Very Well	Well	Neutral	Poorly	Very Poorly	Response Total	Points	Avg
Your ability to work as a member of a team or group	35.71% (15) 0% (0)	45.24% (19) 0% (0)	19.05% (8) 0% (0)	0% (0)	0% (0)	42	0	0
Your ability to get along with people of diverse backgrounds and perspectives	34.15% (14) 0% (0)	48.78% (20) 0% (0)	17.07% (7) 0% (0)	0% (0)	0% (0)	41	0	0
Your ability to lead others effectively	34.15% (14) 0% (0)	41.46% (17) 0% (0)	21.95% (9) 0% (0)	2.44% (1) 0% (0)	0% (0)	41	0	0
Your ability to evaluate and choose between alternative courses of action	25.58% (11) 0% (0)	48.84% (21) 0% (0)	20.93% (9) 0% (0)	4.65% (2) 0% (0)	0% (0)	43	0	0
Your awareness of contemporary issues and their cause and consequences	29.27% (12) 0% (0)	39.02% (16) 0% (0)	26.83% (11) 0% (0)	2.44% (1) 0% (0)	2.44% (1) 0% (0)	41	0	0
<b>Total Respondents</b>							<b>42</b>	
(skipped this question)							55	

**16.** What did we not ask you about but you feel we should know?

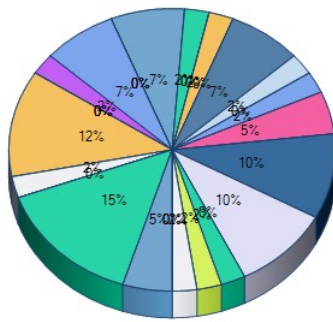
1. My major: Communications Media
  2. The job market is difficult to get into. Maybe ask what FSU can do to help with that.
  3. I loved attending FSU. I loved my professors. But I wish FSU Did more to prepare students for the job market.
  4. About internships + scholarships + work study jobs....the impact they had on my ability to graduate.
  5. Zero preparation for finding a career after college. Reached out to a professor I had for many courses (and had a professional relationship with) and was either not answered at all, or promises of meeting up we're made but not followed through
  6. What organizations were you apart of? Do you communicate with them?
  7. Nothing.
  8. Nothing
  9. N/A
  10. I do not think my personal social network gained at Fitchburg has helped me, but the relationships I developed with faculty has proved immensely beneficial to my future. I also think the socioeconomic diversity of FSU helped me appreciate perspectives better than had I attended a private school.
  11. I feel you should know that the nursing department fully prepared me for where I am today and I am forever thankful for that. I also feel the RA program and leadership programs on campus helped me with job interviews and really got me to where I am today. Overall I can't say enough great things about Fitchburg state and I am so happy with the person and RN I became today.
  12. N/A
  13. Some instructors did not seem to have a full grasp on subject material they were teaching, there is a need to evaluate them better.
- Total Respondents 13**
- (skipped this question) 84

**17.** Please select the Degree you completed at Fitchburg State University from the list below.



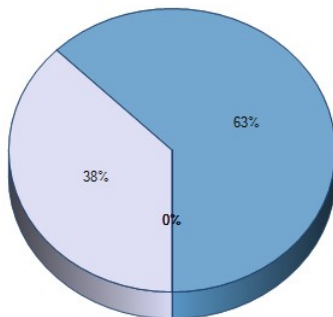
	Response Total	Response Percent
Bachelor of Arts (BA)	4	10%
Bachelor of Science (BS)	27	66%
Cerfitcage of Graduate Study (CAGS)	0	0%
Master of Arts (MA)	0	0%
Master of Arts in Teaching (MAT)	1	2%
Master of Busienss Administration (MBA)	4	10%
Master of Education (MEd)	4	10%
Master of Science (MS)	1	2%
<b>Total Respondents</b>	<b>41</b>	
<b>(skipped this question)</b>	<b>56</b>	

18. Please select the major field your studied for your degree:



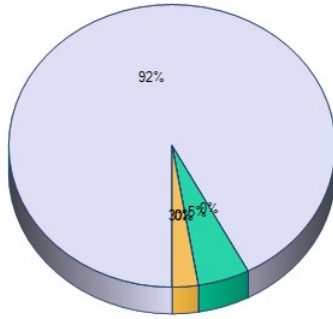
	Response Total	Response Percent
Arts (MA or MEd only)	0	0%
Biology	2	5%
Business Administration	6	15%
Chemistry	0	0%
Communication (MS only)	1	2%
Communications Media	5	12%
Computer Information Systems	0	0%
Computer Science	0	0%
Counseling (MS only)	0	0%
Criminal Justice	1	2%
Early Childhood Education	3	7%
Educational Leadership (CAGS only)	0	0%
Economics	0	0%
Elementary Education	0	0%
English Studies	3	7%
Environmental and Earth Science	1	2%
Game Design	0	0%
Geographic Science and Technology	0	0%
History	1	2%
Human Services	0	0%
Industrial Technology	3	7%
Interdisciplinary Studies	1	2%
LECOM Early Acceptance Programs	0	0%
Mathematics	1	2%
Middle School Education	2	5%
Nursing	4	10%
Occupational/Vocation Education	4	10%
Political Science	0	0%
Psychological Science	1	2%
Sociology	1	2%
Special Education	1	2%
Technology Education (Grades 5-12)	0	0%
<b>Total Respondents</b>	<b>41</b>	
<b>(skipped this question)</b>	<b>56</b>	

19. To which gender identity do you most identify?



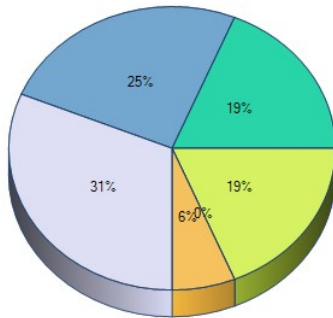
	Response Total	Response Percent
Male	15	38%
Female	25	62%
Transgender Male	0	0%
Transgender Female	0	0%
Do not identify as female, male or transgender	0	0%
<b>Total Respondents</b>	<b>40</b>	
<b>(skipped this question)</b>	<b>57</b>	

20. To which racial heritage do you predominantly identify?



	Response Total	Response Percent
White/Caucasian	36	92%
Asian	0	0%
Hispanic/Latino	2	5%
Black/African American	0	0%
American Indian	0	0%
Other	1	3%
<b>Total Respondents (skipped this question)</b>	<b>39</b>	<b>58</b>

21. How many dependents do you have (not including yourself)?



	Response Total	Response Percent
1	5	31%
2	4	25%
3	3	19%
4	3	19%
5	0	0%
5+	1	6%
<b>Total Respondents (skipped this question)</b>	<b>16</b>	<b>81</b>