

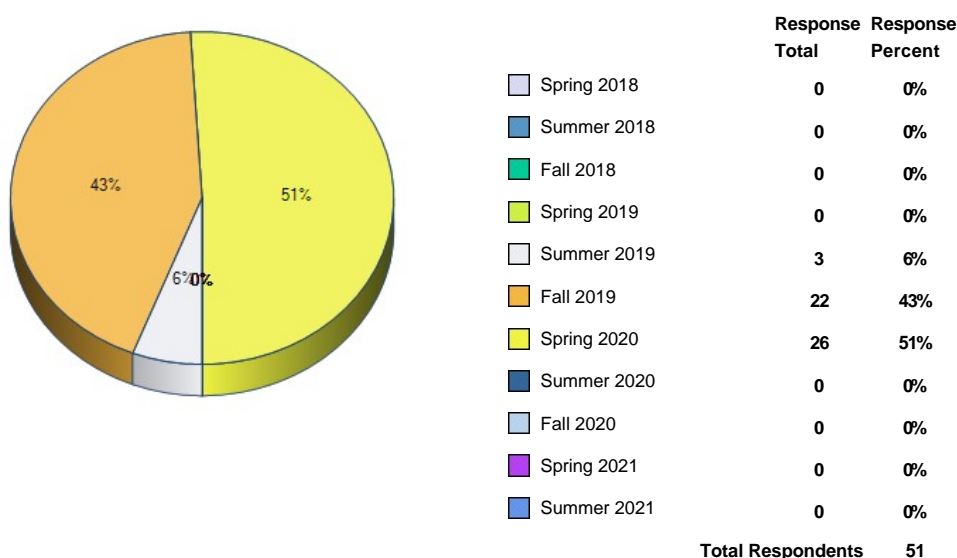
[Export Data CSV](#)

Graduating Student Feedback 2019 & 2020

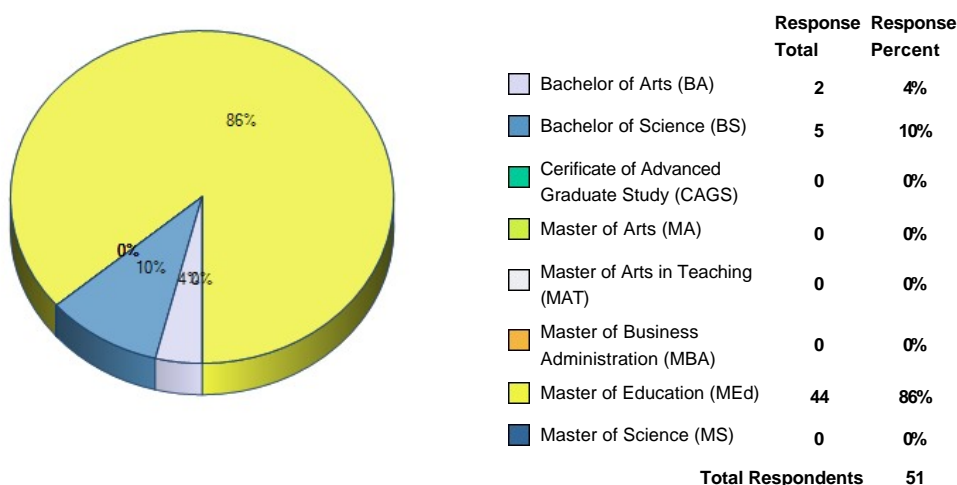
Survey Title: Graduating Student Feedback

Responses By Question Analysis:

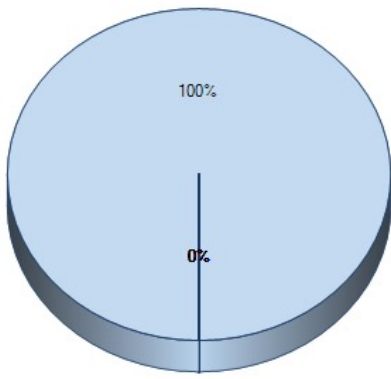
1. Please select the semester will you complete your program requirements from the list below:



2. Please select the Degree you are currently completing at Fitchburg State University from the list below:

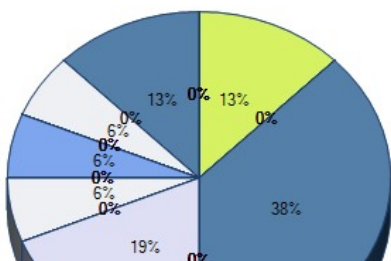


3. Please select the major field your studied for your degree:

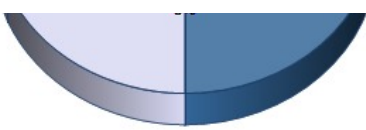


	Response Total	Response Percent
Arts Education (MEd only)	0	0%
Biology	0	0%
Business Administration	0	0%
Chemistry	0	0%
Clinical Mental Health Counseling	0	0%
Communication (MS only)	0	0%
Communications Media	0	0%
Computer Information Systems	0	0%
Computer Science	0	0%
Criminal Justice	0	0%
Curriculum and Teaching	0	0%
Early Childhood Education	0	0%
Educational Leadership	0	0%
Economics	0	0%
Elementary Education	0	0%
English Studies	0	0%
Environmental and Earth Science	0	0%
Exercise and Sports Science	0	0%
Game Design	0	0%
Geographic Science and Technology	0	0%
History	0	0%
Human Services	0	0%
Industrial Technology	0	0%
Interdisciplinary Studies	0	0%
LECOM Early Acceptance	0	0%
Mathematics	0	0%
Middle School Education	0	0%
Nursing - General	0	0%
Nursing - LPN to Baccalaureate	0	0%
Nursing - RN to Baccalaureate	0	0%
Occupational/Vocational Education	0	0%
Political Science	0	0%
Psychological Science	0	0%
Sociology	0	0%
Special Education	51	100%
Technology Education (Grades 5-12)	0	0%
Total Respondents	51	

4 . Please select your minor from the list below:

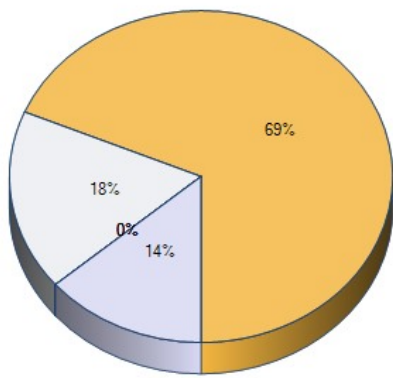


	Response Total	Response Percent
African-American Studies	0	0%
American Studies	0	0%
Art	0	0%
Art History	0	0%
Asian Studies	0	0%



Biology	0	0%
Business Administration	0	0%
Chemistry	0	0%
Communication Studies	0	0%
Computer Science	0	0%
Construction Technology	0	0%
Criminal Justice	0	0%
Deaf Studies	0	0%
Disability Studies	3	19%
Early Childhood Education	0	0%
Economics	0	0%
English Studies - Literature	0	0%
English Studies -- Professional Writing	1	6%
Environmental and Earth Science	0	0%
Film Studies	0	0%
French	0	0%
Game Design	0	0%
Geographic Design	0	0%
History	1	6%
History Secondary Education	0	0%
Industrial Training	0	0%
International Studies	0	0%
Latin	0	0%
Manufacturing Technology	0	0%
Mathematics	0	0%
Mathematics for Education	1	6%
Middle School Education	0	0%
Music	0	0%
Neuroscience, Behavior, and Cognition	2	12%
Peace Studies	0	0%
Philosophy	0	0%
Political Science	0	0%
Psychological Science	0	0%
Romance Languages	0	0%
Social Science	0	0%
Sociology	0	0%
Spanish	0	0%
Special Education	2	12%
Studio Art	0	0%
Theater	0	0%
Women, Gender and Sexuality Studies	0	0%
None	6	38%
Total Respondents	16	
(skipped this question)	35	

5. Please select the student group you most identify with from the list below:



	Response Total	Response Percent
Day Student	7	14%
Evening On Campus Student	0	0%
Evening On-line Student	0	0%
Evening Extended Campus Student	0	0%
Online Student	9	18%
Graduate Student	35	69%
Total Respondents	51	

6. Please rate the following academic experiences at Fitchburg State University:

	Excellent	Very Good	Good	Fair	Poor	Not Applicable	Response Total	Points	Avg
Availability of classes (e.g. time offered, seats open)	42.5% (17)	35% (14)	10% (4)	5% (2)	7.5% (3)	0% (0)	40		
Frequency of course offerings	35% (14)	32.5% (13)	17.5% (7)	10% (4)	5% (2)	0% (0)	40		
Size of classes	46.34% (19)	36.59% (15)	17.07% (7)	0% (0)	0% (0)	0% (0)	41		
Quality of instruction	35% (14)	30% (12)	32.5% (13)	2.5% (1)	0% (0)	0% (0)	40		
Quality of texts and other instructional materials	30% (12)	25% (10)	37.5% (15)	7.5% (3)	0% (0)	0% (0)	40		
Availability of faculty outside of the classroom	34.15% (14)	36.59% (15)	17.07% (7)	9.76% (4)	0% (0)	2.44% (1)	41		
Timeliness and relevance of course content	35% (14)	35% (14)	30% (12)	0% (0)	0% (0)	0% (0)	40		
Quality of high impact (outside the classroom) experiences (e.g. internships, practicum, etc.)	37.5% (15)	27.5% (11)	30% (12)	5% (2)	0% (0)	0% (0)	40		
Overall level of challenge in the coursework	38.46% (15)	41.03% (16)	20.51% (8)	0% (0)	0% (0)	0% (0)	39		
Match between career goals and course-of-study requirements	40% (16)	40% (16)	17.5% (7)	2.5% (1)	0% (0)	0% (0)	40		
Overall level of faculty advisement	35.71% (15)	28.57% (12)	14.29% (6)	9.52% (4)	9.52% (4)	2.38% (1)	42		
Total Respondents							40		
(skipped this question)							11		

7. Please rate the quality of the facilities and activities offered at Fitchburg State University:

	Excellent	Very Good	Good	Fair	Poor	No Interaction	Response Total	Points	Avg
Classrooms	23.08% (9)	30.77% (12)	25.64% (10)	7.69% (3)	0% (0)	12.82% (5)	39		
Labs	10% (4)	2.5% (1)	10% (4)	2.5% (1)	0% (0)	75% (30)	40		
Other General facilities (e.g. studios, gym)	5% (2)	10% (4)	12.5% (5)	5% (2)	2.5% (1)	65% (26)	40		
Computer Labs	4.88% (2)	9.76% (4)	14.63% (6)	7.32% (3)	0% (0)	63.41% (26)	41		
Library	17.5% (7)	30% (12)	12.5% (5)	7.5% (3)	0% (0)	32.5% (13)	40		
Technology in the classroom	12.82% (5)	17.95% (7)	20.51% (8)	12.82% (5)	0% (0)	35.9% (14)	39		
Online technologies utilized in your classes	27.5% (11)	25% (10)	17.5% (7)	12.5% (5)	0% (0)	17.5% (7)	40		
Musical or theatrical performances on-campus	5% (2)	7.5% (3)	2.5% (1)	0% (0)	2.5% (1)	82.5% (33)	40		
Intramural athletic offerings	0% (0)	5% (2)	7.5% (3)	0% (0)	2.5% (1)	85% (34)	40		

Intercollegiate athletic events	0% (0)	2.5% (1)	12.5% (5)	0% (0)	5% (2)	80% (32)	40
Greek Life	0% (0)	2.5% (1)	2.5% (1)	5% (2)	5% (2)	85% (34)	40
Student Organizations	0% (0)	10% (4)	10% (4)	2.5% (1)	0% (0)	77.5% (31)	40
						Total Respondents	40
						(skipped this question)	11

8. How well did Fitchburg State University prepare you in terms of the following skill sets:

	Very Well	Well	Neutral	Poorly	Very Poorly	Response Total	Points	Avg
Ability to think analytically and logically	40% (16)	47.5% (19)	12.5% (5)	0% (0)	0% (0)	40		
Ability to acquire new skills and knowledge on your own	52.5% (21)	40% (16)	7.5% (3)	0% (0)	0% (0)	40		
Ability to use the knowledge, ideas, or perspectives gained from your major field	48.72% (19)	48.72% (19)	2.56% (1)	0% (0)	0% (0)	39		
Ability to orally communicate well	43.59% (17)	38.46% (15)	17.95% (7)	0% (0)	0% (0)	39		
Ability to judge information/ideas/actions/conclusions based on sources/methods/reasoning	45% (18)	37.5% (15)	17.5% (7)	0% (0)	0% (0)	40		
Ability to write effectively	55% (22)	35% (14)	7.5% (3)	2.5% (1)	0% (0)	40		
Ability to use information technology in intellectual and/or professional pursuits	47.5% (19)	35% (14)	17.5% (7)	0% (0)	0% (0)	40		
Ability to understand and appreciate cultural and ethnic differences between people	47.5% (19)	35% (14)	15% (6)	2.5% (1)	0% (0)	40		
Ability to understand international perspectives on economic, political, social, and cultural issues	42.5% (17)	22.5% (9)	27.5% (11)	5% (2)	2.5% (1)	40		
Ability to gain an understanding of or appreciation for the arts	45% (18)	22.5% (9)	22.5% (9)	7.5% (3)	2.5% (1)	40		
Ability to understand and apply quantitative principles and methods	47.5% (19)	32.5% (13)	10% (4)	7.5% (3)	2.5% (1)	40		
Ability to understand scientific method	42.5% (17)	22.5% (9)	27.5% (11)	5% (2)	2.5% (1)	40		
						Total Respondents	40	
						(skipped this question)	11	

9. How well did Fitchburg State University prepare you for the following personal and professional situational skill sets:

	Very Well	Well	Neutral	Poorly	Very Poorly	Response Total	Points	Avg
Your ability to work as a member of a team or group	57.5% (23)	32.5% (13)	7.5% (3)	2.5% (1)	0% (0)	40		
Your ability to get along with people of diverse backgrounds and perspectives	55% (22)	30% (12)	12.5% (5)	2.5% (1)	0% (0)	40		
Your ability to lead others effectively	52.5% (21)	30% (12)	12.5% (5)	5% (2)	0% (0)	40		
Your ability to evaluate and choose between alternative courses of action	42.5% (17)	37.5% (15)	12.5% (5)	7.5% (3)	0% (0)	40		
Your awareness of contemporary issues and their causes and consequences	43.59% (17)	30.77% (12)	23.08% (9)	2.56% (1)	0% (0)	39		
						Total Respondents	40	
						(skipped this question)	11	

10. We are always looking for feedback to help us with quality and improvements. Is there something you would like to share with us regarding facilities or your program that wasn't captured above?

- I am so proud to be a Graduate Student of FSU. I cannot believe i made it this far and i owe it all to the amazing faculty, the financial aid assistance, Dr. Murray and especially my advisor Ann Hogan!! I am overflowing with pride for FSU!!
 - Advisor delayed my graduation for a year over 1 single credit, for a course I was never informed was a prerequisite course.
 - N/A
- Construction during class time is highly disruptive and should be avoided, or classes should be moved to avoid the distraction.

4. More exposure to different career paths within or using your major would have been helpful. There are many different avenues to use an education degree that were never explored or offered that taking different classes to cover general requirements could have been better utilized.
5. I love it here. But in my field, I can talk to every single professor and ask them all the same question and I would get a different answer from each one. Typically advising questions.
While I feel I have gotten a decent education, I was frequently frustrated by the lack of continuity between syllabi, Blackboard, and emailed instructions. At least three of my professors had different due dates for assignments written in all three places, and would be unhelpful when asked.
6. Additionally, the courses within the Special Education major were mismatched in terms of workload. Some courses required hours of work each night, some required a few hours per week, and some required minutes each week. There needs to be a balance when the intent of an online graduate program is to be convenient for working professionals.
I completed my undergrad in the Severe Special Ed. program as well and am now about to complete my Masters in Severe Special Ed. as well. Having gone through both programs now, I wish some courses were different. There were a few courses I took in the MEd. program that were very similar to my undergrad courses. Just a thought!

Total Respondents 7

(skipped this question) 44

11. What is your level of agreement with the following statements:

	Strongly Agree	Agree	Neutral	Disagree	Strongly Disagree	No Basis for Judgement	Response Total	Points	Avg	
Faculty demonstrated commitment to my learning, personal well being and success	48.28% (14)	41.38% (12)	6.9% (2)	3.45% (1)	0% (0)	0% (0)	29			
Administrators (e.g. vice presidents, deans and directors) demonstrated commitment to my learning, personal well being and success	23.33% (7)	30% (9)	20% (6)	3.33% (1)	3.33% (1)	20% (6)	30			
Other University staff demonstrated commitment to my learning, personal well being and success	23.33% (7)	43.33% (13)	13.33% (4)	3.33% (1)	0% (0)	16.67% (5)	30			
Library resources (e.g. books, database subscriptions, inter-library loan) were adequate for my research and learning needs	43.33% (13)	50% (15)	6.67% (2)	0% (0)	0% (0)	0% (0)	30			
Library hours and web resource availability were adequate for my research and learning needs	43.33% (13)	36.67% (11)	10% (3)	3.33% (1)	0% (0)	6.67% (2)	30			
Library staff were knowledgeable and demonstrated commitment to my learning and academic success.	33.33% (10)	23.33% (7)	10% (3)	0% (0)	0% (0)	33.33% (10)	30			
I learned about research strategies and sources of information from the library staff.	31.03% (9)	24.14% (7)	17.24% (5)	0% (0)	0% (0)	27.59% (8)	29			
	Total Respondents							30		
	(skipped this question)							21		

12. Please rate your overall experience with the following offices, programs and services at Fitchburg State University:

	Very Positive	Mostly Positive	Neutral	Mostly Negative	Very Negative	No Interaction	Was Unaware	Response Total	Points	Avg
Academic Department Office/Staff	41.38% (12)	37.93% (11)	10.34% (3)	0% (0)	0% (0)	10.34% (3)	0% (0)	29		
Admissions Office	50% (15)	36.67% (11)	10% (3)	0% (0)	0% (0)	3.33% (1)	0% (0)	30		
Advising Center	30% (9)	26.67% (8)	6.67% (2)	0% (0)	3.33% (1)	26.67% (8)	6.67% (2)	30		

Bookstore	16.67% (5)	23.33% (7)	20% (6)	0% (0)	0% (0)	36.67% (11)	3.33% (1)	30
Capital Planning and Maintenance (e.g. buildings & grounds)	13.79% (4)	10.34% (3)	6.9% (2)	0% (0)	0% (0)	58.62% (17)	10.34% (3)	29
Career Counseling Office	10.34% (3)	13.79% (4)	6.9% (2)	0% (0)	0% (0)	62.07% (18)	6.9% (2)	29
Center for Diversity and Inclusiveness	13.79% (4)	10.34% (3)	6.9% (2)	0% (0)	0% (0)	58.62% (17)	10.34% (3)	29
Chartwell's Dining Services	3.45% (1)	6.9% (2)	13.79% (4)	3.45% (1)	6.9% (2)	55.17% (16)	10.34% (3)	29
Commuter Affairs	7.14% (2)	7.14% (2)	10.71% (3)	7.14% (2)	0% (0)	53.57% (15)	14.29% (4)	28
Counseling Services	14.81% (4)	7.41% (2)	3.7% (1)	0% (0)	0% (0)	59.26% (16)	14.81% (4)	27
Disability Services	7.14% (2)	7.14% (2)	3.57% (1)	0% (0)	0% (0)	71.43% (20)	10.71% (3)	28
Financial Aid	22.58% (7)	19.35% (6)	9.68% (3)	3.23% (1)	3.23% (1)	35.48% (11)	6.45% (2)	31
Graduate and Continuing Education (GCE)	42.86% (12)	35.71% (10)	10.71% (3)	0% (0)	0% (0)	10.71% (3)	0% (0)	28
Health Services	6.9% (2)	17.24% (5)	6.9% (2)	0% (0)	0% (0)	58.62% (17)	10.34% (3)	29
Housing and Residential Services	0% (0)	17.24% (5)	10.34% (3)	0% (0)	3.45% (1)	58.62% (17)	10.34% (3)	29
Information Desk (Hammond Hall)	7.14% (2)	14.29% (4)	14.29% (4)	0% (0)	0% (0)	53.57% (15)	10.71% (3)	28
International Education (e.g. study abroad)	0% (0)	7.14% (2)	14.29% (4)	0% (0)	0% (0)	67.86% (19)	10.71% (3)	28
On-campus Job Recruitment	3.57% (1)	7.14% (2)	7.14% (2)	0% (0)	0% (0)	67.86% (19)	14.29% (4)	28
One Card	11.11% (3)	11.11% (3)	18.52% (5)	0% (0)	0% (0)	55.56% (15)	3.7% (1)	27
Online Services (e.g. financial aid, registration, add/drop)	31.03% (9)	27.59% (8)	17.24% (5)	0% (0)	3.45% (1)	20.69% (6)	0% (0)	29
Parking	10.34% (3)	24.14% (7)	13.79% (4)	3.45% (1)	6.9% (2)	34.48% (10)	6.9% (2)	29
Recreation Services	13.79% (4)	13.79% (4)	10.34% (3)	0% (0)	0% (0)	51.72% (15)	10.34% (3)	29
Registrar's Office	30% (9)	26.67% (8)	20% (6)	0% (0)	3.33% (1)	16.67% (5)	3.33% (1)	30
Shuttle Service	3.57% (1)	10.71% (3)	14.29% (4)	0% (0)	7.14% (2)	57.14% (16)	7.14% (2)	28
Student Accounts	26.67% (8)	26.67% (8)	16.67% (5)	0% (0)	3.33% (1)	23.33% (7)	3.33% (1)	30
Student Development Office	3.57% (1)	17.86% (5)	17.86% (5)	0% (0)	0% (0)	50% (14)	10.71% (3)	28
Technology Help Desk	26.67% (8)	33.33% (10)	10% (3)	6.67% (2)	0% (0)	20% (6)	3.33% (1)	30
Tutor Center	3.57% (1)	14.29% (4)	10.71% (3)	0% (0)	0% (0)	64.29% (18)	7.14% (2)	28
University Catalog	6.9% (2)	24.14% (7)	13.79% (4)	3.45% (1)	3.45% (1)	37.93% (11)	10.34% (3)	29
University Email	25% (7)	39.29% (11)	17.86% (5)	0% (0)	0% (0)	14.29% (4)	3.57% (1)	28
University Police	7.14% (2)	21.43% (6)	14.29% (4)	0% (0)	3.57% (1)	50% (14)	3.57% (1)	28
University Website	14.29% (4)	42.86% (12)	14.29% (4)	7.14% (2)	0% (0)	17.86% (5)	3.57% (1)	28
Veteran Services	0% (0)	10.71% (3)	7.14% (2)	3.57% (1)	0% (0)	60.71% (17)	17.86% (5)	28
Volunteer Center	3.45% (1)	17.24% (5)	6.9% (2)	0% (0)	0% (0)	55.17% (16)	17.24% (5)	29
						Total Respondents		30
						(skipped this question)		21

13. Is there something that you would like to share with us regarding our faculty, staff, or administrators that wasn't captured in the questions above?

- My advisor has been amazing so far I am so lucky I have had her to help me.
I am so proud to be a Graduate Student of FSU. I cannot believe i made it this far and i owe it all to the amazing faculty, the financial aid assistance, Dr. Murray and especially my advisor Ann Hogan!! I am overflowing with pride for FSU!!
- President Lapedius attended Take Back the Night and said, "If you're walking across the campus with headphones in, what do you expect is going to happen." Disgusting, insensitive, and yet another display of rape apologies/support comments and actions that lead to a culture of violence and silence.
- When administration asks for feedback, they do not actually seem like they want to hear it. Students bring forward concerns about parking, the lack of dining options, the condition of residence halls, and the cost of college to be told that "we already know" instead of being receptive to critiques.
- Blackboard needs to be compatible with Google Suite.

Total Respondents 5

(skipped this question) 46

14. Is there something you would like to share with us regarding our offices, programs and services at Fitchburg State University that wasn't captured in the questions above?

- I am so proud to be a Graduate Student of FSU. I cannot believe i made it this far and i owe it all to the amazing faculty, the financial aid assistance, Dr. Murray and especially my advisor Ann Hogan!! I am overflowing with pride for FSU!!
- The office of student development is very clique like and does not reach out to a wide array of students; they only interact with students that are already involved. I would have liked to be on Senior Committee but was never notified of when to sign up. Everyone on the committee have some other connection to the office of student development.

Total Respondents 2

(skipped this question) 49

15. Please select your level of agreement with the following statements:

	Very High	High	Average	Low	Very Low	Response Total	Points	Avg
Overall satisfaction with my experience with Fitchburg State University	53.33% (16)	33.33% (10)	10% (3)	0% (0)	3.33% (1)	30		
Likelihood that I will recommend the University to others	50% (15)	30% (9)	13.33% (4)	3.33% (1)	3.33% (1)	30		
Likelihood that I will stay connected to the campus after completion of my degree	27.59% (8)	20.69% (6)	31.03% (9)	10.34% (3)	10.34% (3)	29		

Total Respondents 30
(skipped this question) 21

16. As we have stated previously, we are always looking for feedback that will help us improve. Is there something more you would like to share with us about your overall experience at Fitchburg State University?

- I am so proud to be a Graduate Student of FSU. I cannot believe i made it this far and i owe it all to the amazing faculty, the financial aid assistance, Dr. Murray and especially my advisor Ann Hogan!! I am overflowing with pride for FSU!!
- The advisors in the education offices like Dr. Anne Howard, Dr. Sullivan, and Dr. Murray are amazing and extremely helpful while attending this school.
- Fix how you handle serial rapists, yeah? Maybe don't have intake police officer ask if I wanted to ruin this boy's future.
- When concerns or ideas are brought forward, there doesn't ever seem to be anything done with them. I have filled out many similar surveys, but nothing ever seems to change.
- I do love FSU and has a special place in my heart. I am encouraging my siblings to come here as well. As an undergrad and graduate student, I would still continue to take courses here in the future. I love my education faculty!

Total Respondents 5

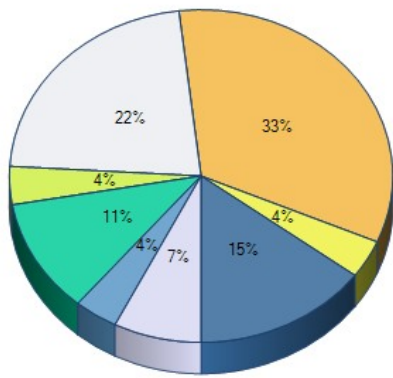
(skipped this question) 46

17. As you prepare to leave Fitchburg State University, we would like to know about your short-term plans. Please mark each of the following as they relate to you currently.

	Yes	No	Not Applicable	Response Total	Points	Avg
I am currently employed or have a job offer in a field closely related to my current program of study	86.21% (25)	13.79% (4)	0% (0)	29		
I am currently employed or have a job offer in a field that is not related to my current program of study	14.29% (4)	50% (14)	35.71% (10)	28		
I am searching for employment in a field closely related to my current program of study	25.81% (8)	29.03% (9)	45.16% (14)	31		
I am searching for employment in a field not closely related to my current program of study	7.14% (2)	42.86% (12)	50% (14)	28		
I have been accepted into a						

graduate program to continue my education at Fitchburg State University	0% (0)	25.93% (7)	74.07% (20)	27
I have been accepted into a graduate or doctoral program to continue my education at another institution	0% (0)	33.33% (9)	66.67% (18)	27
I am not planning to continue my education at this time	32.14% (9)	28.57% (8)	39.29% (11)	28
I am pursuing the military	0% (0)	39.29% (11)	60.71% (17)	28
		Total Respondents	30	
		(skipped this question)	21	

18. What is your current or expected (if you are just starting a new position) annual salary?

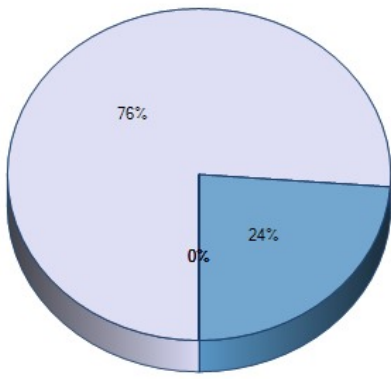


	Response Total	Response Percent
None - not working	2	7%
Less than \$20,000	1	4%
\$20,001 - \$30,000	3	11%
\$30,001 - \$40,000	1	4%
\$40,001 - \$50,000	6	22%
\$50,001 - \$60,000	9	33%
\$60,001 +	1	4%
Prefer not to disclose	4	15%
Total Respondents	27	
(skipped this question)	24	

19. How would you rate the importance of the following while attending Fitchburg State University:

	Very Important	Important	Neutral	Unimportant	Very Unimportant	Response Total	Points	Avg
Small, New England campus	39.29% (11)	39.29% (11)	10.71% (3)	7.14% (2)	3.57% (1)	28		
Low student-to-faculty ratio	48.15% (13)	37.04% (10)	11.11% (3)	3.7% (1)	0% (0)	27		
Accessible to my work/home/family	51.85% (14)	29.63% (8)	11.11% (3)	3.7% (1)	3.7% (1)	27		
Close-knit, friendly culture	40.74% (11)	18.52% (5)	37.04% (10)	3.7% (1)	0% (0)	27		
Diversity of student body	22.22% (6)	29.63% (8)	40.74% (11)	7.41% (2)	0% (0)	27		
Academic program(s)	59.26% (16)	40.74% (11)	0% (0)	0% (0)	0% (0)	27		
Affordability	77.78% (21)	22.22% (6)	0% (0)	0% (0)	0% (0)	27		
Faculty	59.26% (16)	22.22% (6)	14.81% (4)	3.7% (1)	0% (0)	27		
Residential life	18.52% (5)	22.22% (6)	29.63% (8)	14.81% (4)	14.81% (4)	27		
Facilities	29.63% (8)	29.63% (8)	29.63% (8)	7.41% (2)	3.7% (1)	27		
Financial Aid	44.44% (12)	22.22% (6)	18.52% (5)	7.41% (2)	7.41% (2)	27		
Many activities in the region	18.52% (5)	22.22% (6)	29.63% (8)	14.81% (4)	14.81% (4)	27		
Services/support to first generation students	25.93% (7)	18.52% (5)	29.63% (8)	14.81% (4)	11.11% (3)	27		
Volunteer opportunities	25.93% (7)	18.52% (5)	25.93% (7)	18.52% (5)	11.11% (3)	27		
Athletics	18.52% (5)	18.52% (5)	25.93% (7)	22.22% (6)	14.81% (4)	27		
Military-friendly	18.52% (5)	25.93% (7)	29.63% (8)	18.52% (5)	7.41% (2)	27		
LGBTQ-friendly	18.52% (5)	33.33% (9)	25.93% (7)	14.81% (4)	7.41% (2)	27		
Honors Program	22.22% (6)	25.93% (7)	25.93% (7)	18.52% (5)	7.41% (2)	27		
Employment prospects	25.93% (7)	37.04% (10)	14.81% (4)	14.81% (4)	7.41% (2)	27		
Internships	22.22% (6)	25.93% (7)	29.63% (8)	14.81% (4)	7.41% (2)	27		
Study Abroad opportunities	11.11% (3)	22.22% (6)	40.74% (11)	18.52% (5)	7.41% (2)	27		
ROTC/National Guard	11.11% (3)	18.52% (5)	40.74% (11)	18.52% (5)	11.11% (3)	27		
		Total Respondents	27					
		(skipped this question)	24					

20. How many times did you change your major at Fitchburg State University?

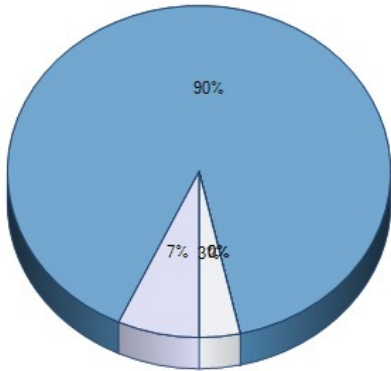


	Response Total	Response Percent
None	16	76%
Once	5	24%
2 Times	0	0%
3 times	0	0%
More than 3 times	0	0%
Total Respondents	21	
(skipped this question)	30	

21. As you finish your degree journey at Fitchburg State University, we would like to know how much your time here has impacted your growth. Please select the answer that best fits our impact on your growth below.

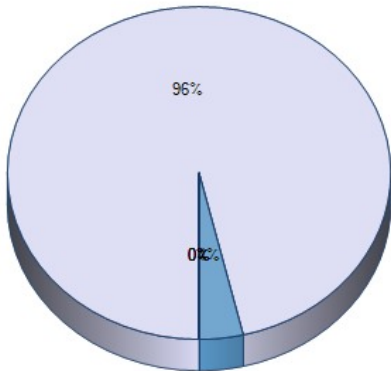
	Very Significant	Significant	No Change	Insignificant	Very Insignificant	Response Total	Points	Avg
Academic Growth (broadened your perception of the need to learn)	60.71% (17)	32.14% (9)	7.14% (2)	0% (0)	0% (0)	28		
Personal Growth	62.07% (18)	24.14% (7)	13.79% (4)	0% (0)	0% (0)	29		
Professional Growth (broaden your understanding of the need to continue to learn to achieve your career goals)	71.43% (20)	28.57% (8)	0% (0)	0% (0)	0% (0)	28		
Total Respondents						28		
(skipped this question)						23		

22. To which gender identity do you most identify?



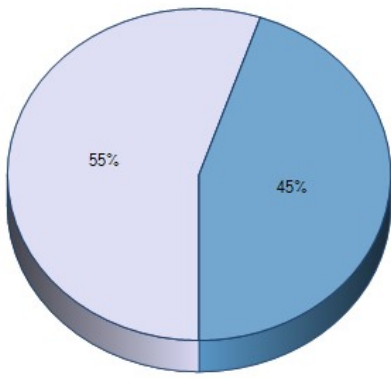
	Response Total	Response Percent
Male	2	7%
Female	26	90%
Transgender Male	0	0%
Transgender Female	0	0%
Do not identify as female, male or transgender	1	3%
Total Respondents	29	
(skipped this question)	22	

23. To which racial heritage do you predominantly identify?



	Response Total	Response Percent
White/Caucasian	26	96%
Asian	1	4%
Hispanic/Latino	0	0%
Black/African American	0	0%
American Indian	0	0%
Other	0	0%
Total Respondents	27	
(skipped this question)	24	

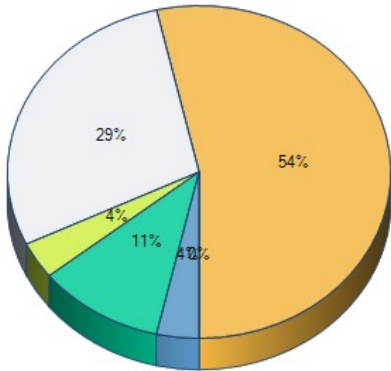
24. During your time at the University, did you attend full-time or part-time?



- Full-time
- Part-time

	Response Total	Response Percent
Full-time	16	55%
Part-time	13	45%
Total Respondents	29	
(skipped this question)	22	

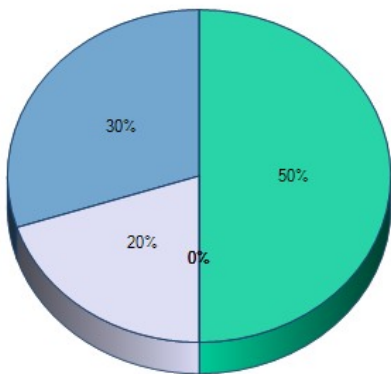
25. During your time at the University, approximately how many hours did you work per week?



- 0
- 1 - 10
- 11 - 20
- 21 - 30
- 31 - 40
- 40+

	Response Total	Response Percent
0	0	0%
1 - 10	1	4%
11 - 20	3	11%
21 - 30	1	4%
31 - 40	8	29%
40+	15	54%
Total Respondents	28	
(skipped this question)	23	

26. How many dependents do you have (not including yourself)?



- 1
- 2
- 3
- 4
- 5
- 5+

	Response Total	Response Percent
1	2	20%
2	3	30%
3	5	50%
4	0	0%
5	0	0%
5+	0	0%
Total Respondents	10	
(skipped this question)	41	