

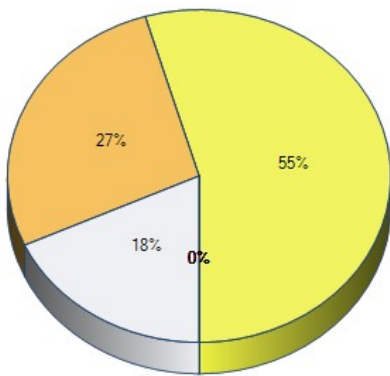
[Export Data CSV](#)

Graduating Student Feedback 2019 & 2020

Survey Title: Graduating Student Feedback

Responses By Question Analysis:

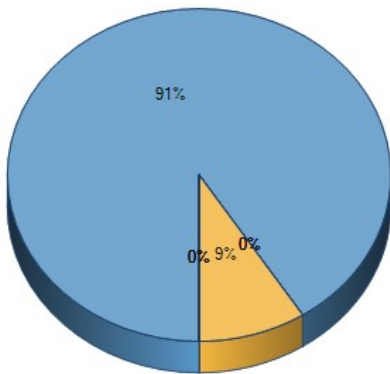
1. Please select the semester will you complete your program requirements from the list below:



- Spring 2018
- Summer 2018
- Fall 2018
- Spring 2019
- Summer 2019
- Fall 2019
- Spring 2020
- Summer 2020
- Fall 2020
- Spring 2021
- Summer 2021

	Response Total	Response Percent
Spring 2018	0	0%
Summer 2018	0	0%
Fall 2018	0	0%
Spring 2019	0	0%
Summer 2019	2	18%
Fall 2019	3	27%
Spring 2020	6	55%
Summer 2020	0	0%
Fall 2020	0	0%
Spring 2021	0	0%
Summer 2021	0	0%
Total Respondents	11	

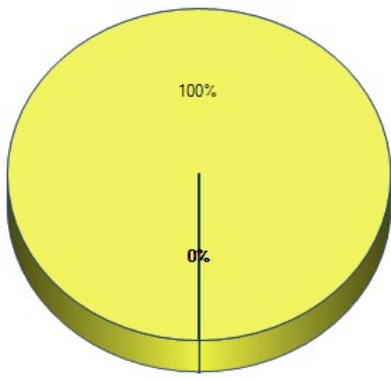
2. Please select the Degree you are currently completing at Fitchburg State University from the list below:



- Bachelor of Arts (BA)
- Bachelor of Science (BS)
- Certificate of Advanced Graduate Study (CAGS)
- Master of Arts (MA)
- Master of Arts in Teaching (MAT)
- Master of Business Administration (MBA)
- Master of Education (MEd)
- Master of Science (MS)

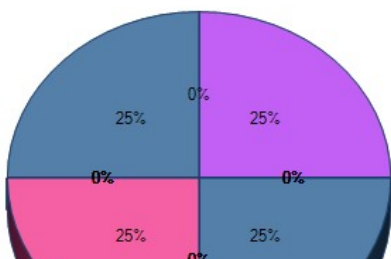
	Response Total	Response Percent
Bachelor of Arts (BA)	0	0%
Bachelor of Science (BS)	10	91%
Certificate of Advanced Graduate Study (CAGS)	0	0%
Master of Arts (MA)	0	0%
Master of Arts in Teaching (MAT)	0	0%
Master of Business Administration (MBA)	1	9%
Master of Education (MEd)	0	0%
Master of Science (MS)	0	0%
Total Respondents	11	

3. Please select the major field your studied for your degree:

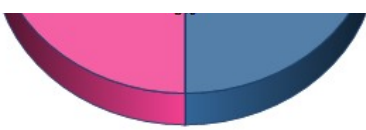












































	Response Total	Response Percent
Arts Education (MEd only)	0	0%
Biology	0	0%
Business Administration	0	0%
Chemistry	0	0%
Clinical Mental Health Counseling	0	0%
Communication (MS only)	0	0%
Communications Media	0	0%
Computer Information Systems	0	0%
Computer Science	0	0%
Criminal Justice	0	0%
Curriculum and Teaching	0	0%
Early Childhood Education	0	0%
Educational Leadership	0	0%
Economics	0	0%
Elementary Education	0	0%
English Studies	0	0%
Environmental and Earth Science	0	0%
Exercise and Sports Science	0	0%
Game Design	0	0%
Geographic Science and Technology	0	0%
History	0	0%
Human Services	0	0%
Industrial Technology	0	0%
Interdisciplinary Studies	0	0%
LECOM Early Acceptance	0	0%
Mathematics	0	0%
Middle School Education	0	0%
Nursing - General	0	0%
Nursing - LPN to Baccalaureate	0	0%
Nursing - RN to Baccalaureate	0	0%
Occupational/Vocational Education	0	0%
Political Science	0	0%
Psychological Science	11	100%
Sociology	0	0%
Special Education	0	0%
Technology Education (Grades 5-12)	0	0%
Total Respondents	11	

4 . Please select your minor from the list below:

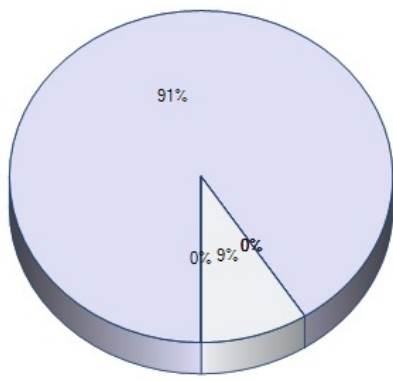


	Response Total	Response Percent
African-American Studies	0	0%
American Studies	0	0%
Art	0	0%
Art History	0	0%
Asian Studies	0	0%



 Biology	0	0%
 Business Administration	0	0%
 Chemistry	0	0%
 Communication Studies	0	0%
 Computer Science	0	0%
 Construction Technology	0	0%
 Criminal Justice	1	25%
 Deaf Studies	0	0%
 Disability Studies	0	0%
 Early Childhood Education	0	0%
 Economics	0	0%
 English Studies - Literature	0	0%
 English Studies -- Professional Writing	0	0%
 Environmental and Earth Science	0	0%
 Film Studies	0	0%
 French	0	0%
 Game Design	0	0%
 Geographic Design	0	0%
 History	0	0%
 History Secondary Education	0	0%
 Industrial Training	0	0%
 International Studies	0	0%
 Latin	0	0%
 Manufacturing Technology	0	0%
 Mathematics	0	0%
 Mathematics for Education	0	0%
 Middle School Education	0	0%
 Music	0	0%
 Neuroscience, Behavior, and Cognition	1	25%
 Peace Studies	0	0%
 Philosophy	1	25%
 Political Science	0	0%
 Psychological Science	0	0%
 Romance Languages	0	0%
 Social Science	0	0%
 Sociology	0	0%
 Spanish	0	0%
 Special Education	0	0%
 Studio Art	0	0%
 Theater	0	0%
 Women, Gender and Sexuality Studies	0	0%
 None	1	25%
Total Respondents	4	
(skipped this question)	7	

5. Please select the student group you most identify with from the list below:



	Response Total	Response Percent
Day Student	10	91%
Evening On Campus Student	0	0%
Evening On-line Student	0	0%
Evening Extended Campus Student	0	0%
Online Student	1	9%
Graduate Student	0	0%
Total Respondents	11	

6. Please rate the following academic experiences at Fitchburg State University:

	Excellent	Very Good	Good	Fair	Poor	Not Applicable	Response Total	Points	Avg
Availability of classes (e.g. time offered, seats open)	55.56% (5)	0% (0)	33.33% (3)	0% (0)	0% (0)	11.11% (1)	9		
Frequency of course offerings	22.22% (2)	33.33% (3)	22.22% (2)	11.11% (1)	0% (0)	11.11% (1)	9		
Size of classes	44.44% (4)	22.22% (2)	22.22% (2)	0% (0)	0% (0)	11.11% (1)	9		
Quality of instruction	44.44% (4)	33.33% (3)	11.11% (1)	0% (0)	0% (0)	11.11% (1)	9		
Quality of texts and other instructional materials	22.22% (2)	33.33% (3)	22.22% (2)	11.11% (1)	0% (0)	11.11% (1)	9		
Availability of faculty outside of the classroom	22.22% (2)	44.44% (4)	22.22% (2)	0% (0)	0% (0)	11.11% (1)	9		
Timeliness and relevance of course content	22.22% (2)	55.56% (5)	11.11% (1)	0% (0)	0% (0)	11.11% (1)	9		
Quality of high impact (outside the classroom) experiences (e.g. internships, practicum, etc.)	20% (2)	10% (1)	30% (3)	0% (0)	0% (0)	40% (4)	10		
Overall level of challenge in the coursework	0% (0)	44.44% (4)	33.33% (3)	11.11% (1)	0% (0)	11.11% (1)	9		
Match between career goals and course-of-study requirements	25% (2)	37.5% (3)	12.5% (1)	0% (0)	12.5% (1)	12.5% (1)	8		
Overall level of faculty advisement	75% (6)	0% (0)	12.5% (1)	0% (0)	0% (0)	12.5% (1)	8		
Total Respondents							9		
(skipped this question)							2		

7. Please rate the quality of the facilities and activities offered at Fitchburg State University:

	Excellent	Very Good	Good	Fair	Poor	No Interaction	Response Total	Points	Avg
Classrooms	0% (0)	33.33% (3)	33.33% (3)	11.11% (1)	0% (0)	22.22% (2)	9		
Labs	11.11% (1)	33.33% (3)	11.11% (1)	11.11% (1)	0% (0)	33.33% (3)	9		
Other General facilities (e.g. studios, gym)	22.22% (2)	22.22% (2)	22.22% (2)	0% (0)	0% (0)	33.33% (3)	9		
Computer Labs	11.11% (1)	33.33% (3)	33.33% (3)	0% (0)	0% (0)	22.22% (2)	9		
Library	55.56% (5)	0% (0)	22.22% (2)	0% (0)	0% (0)	22.22% (2)	9		
Technology in the classroom	22.22% (2)	11.11% (1)	33.33% (3)	0% (0)	0% (0)	33.33% (3)	9		
Online technologies utilized in your classes	30% (3)	30% (3)	20% (2)	0% (0)	0% (0)	20% (2)	10		
Musical or theatrical performances on-campus	11.11% (1)	22.22% (2)	11.11% (1)	0% (0)	0% (0)	55.56% (5)	9		
Intramural athletic offerings	0% (0)	22.22% (2)	22.22% (2)	0% (0)	0% (0)	55.56% (5)	9		
Intercollegiate athletic events	0% (0)	22.22% (2)	11.11% (1)	0% (0)	0% (0)	66.67% (6)	9		
Greek Life	0% (0)	11.11% (1)	11.11% (1)	0% (0)	0% (0)	77.78% (7)	9		

Student Organizations	0% (0)	22.22% (2)	11.11% (1)	0% (0)	0% (0)	66.67% (6)	9
	Total Respondents						9
	(skipped this question)						2

8. How well did Fitchburg State University prepare you in terms of the following skill sets:

	Very Well	Well	Neutral	Poorly	Very Poorly	Response Total	Points	Avg	
Ability to think analytically and logically	55.56% (5)	33.33% (3)	0% (0)	0% (0)	11.11% (1)	9			
Ability to acquire new skills and knowledge on your own	77.78% (7)	11.11% (1)	0% (0)	0% (0)	11.11% (1)	9			
Ability to use the knowledge, ideas, or perspectives gained from your major field	77.78% (7)	11.11% (1)	0% (0)	0% (0)	11.11% (1)	9			
Ability to orally communicate well	44.44% (4)	44.44% (4)	0% (0)	0% (0)	11.11% (1)	9			
Ability to judge information/ideas/actions/conclusions based on sources/methods/reasoning	77.78% (7)	11.11% (1)	0% (0)	0% (0)	11.11% (1)	9			
Ability to write effectively	22.22% (2)	66.67% (6)	0% (0)	0% (0)	11.11% (1)	9			
Ability to use information technology in intellectual and/or professional pursuits	55.56% (5)	33.33% (3)	0% (0)	0% (0)	11.11% (1)	9			
Ability to understand and appreciate cultural and ethnic differences between people	55.56% (5)	33.33% (3)	0% (0)	0% (0)	11.11% (1)	9			
Ability to understand international perspectives on economic, political, social, and cultural issues	44.44% (4)	33.33% (3)	11.11% (1)	0% (0)	11.11% (1)	9			
Ability to gain an understanding of or appreciation for the arts	44.44% (4)	44.44% (4)	0% (0)	0% (0)	11.11% (1)	9			
Ability to understand and apply quantitative principles and methods	55.56% (5)	33.33% (3)	0% (0)	0% (0)	11.11% (1)	9			
Ability to understand scientific method	66.67% (6)	22.22% (2)	0% (0)	0% (0)	11.11% (1)	9			
	Total Respondents						9		
	(skipped this question)						2		

9. How well did Fitchburg State University prepare you for the following personal and professional situational skill sets:

	Very Well	Well	Neutral	Poorly	Very Poorly	Response Total	Points	Avg	
Your ability to work as a member of a team or group	66.67% (6)	22.22% (2)	11.11% (1)	0% (0)	0% (0)	9			
Your ability to get along with people of diverse backgrounds and perspectives	66.67% (6)	22.22% (2)	11.11% (1)	0% (0)	0% (0)	9			
Your ability to lead others effectively	66.67% (6)	11.11% (1)	22.22% (2)	0% (0)	0% (0)	9			
Your ability to evaluate and choose between alternative courses of action	77.78% (7)	11.11% (1)	11.11% (1)	0% (0)	0% (0)	9			
Your awareness of contemporary issues and their causes and consequences	55.56% (5)	22.22% (2)	22.22% (2)	0% (0)	0% (0)	9			
	Total Respondents						9		
	(skipped this question)						2		

10. We are always looking for feedback to help us with quality and improvements. Is there something you would like to share with us regarding facilities or your program that wasn't captured above?

- I think that it is really difficult to pay for books ontop of school and outside of school expenses. I wish that there was another way to get cheaper books
- McKay is subpar. I know that they're working on it but the computer lab has water stains on the walls, ceiling tiles ready to fall, and mold on the AC units. This has not been addressed the entire time I'm a student here and it isn't safe or healthy. Also, the drainage in the parking lot next to Conlon is also dangerous. Not only does it overflow with a heavy rain but it turns into a sheet of ice. I've personally witnessed five students fall on this ice. It was reported every time. Nothing was done. Reported through a professor, still, nothing done. Safety for students needs to be taken more seriously.
- no

Total Respondents 3

(skipped)

question)

11. What is your level of agreement with the following statements:

	Strongly Agree	Agree	Neutral	Disagree	Strongly Disagree	No Basis for Judgement	Response Total	Points	Avg	
Faculty demonstrated commitment to my learning, personal well being and success	50% (4)	37.5% (3)	0% (0)	0% (0)	0% (0)	12.5% (1)	8			
Administrators (e.g. vice presidents, deans and directors) demonstrated commitment to my learning, personal well being and success	12.5% (1)	12.5% (1)	25% (2)	12.5% (1)	0% (0)	37.5% (3)	8			
Other University staff demonstrated commitment to my learning, personal well being and success	37.5% (3)	25% (2)	12.5% (1)	0% (0)	0% (0)	25% (2)	8			
Library resources (e.g. books, database subscriptions, inter-library loan) were adequate for my research and learning needs	37.5% (3)	37.5% (3)	0% (0)	0% (0)	0% (0)	25% (2)	8			
Library hours and web resource availability were adequate for my research and learning needs	50% (4)	12.5% (1)	0% (0)	0% (0)	0% (0)	37.5% (3)	8			
Library staff were knowledgeable and demonstrated commitment to my learning and academic success.	37.5% (3)	12.5% (1)	0% (0)	0% (0)	0% (0)	50% (4)	8			
I learned about research strategies and sources of information from the library staff.	25% (2)	25% (2)	0% (0)	0% (0)	0% (0)	50% (4)	8			
	Total Respondents							8		
	(skipped this question)							3		

12. Please rate your overall experience with the following offices, programs and services at Fitchburg State University:

	Very Positive	Mostly Positive	Neutral	Mostly Negative	Very Negative	No Interaction	Was Unaware	Response Total	Points	Avg
Academic Department Office/Staff	75% (6)	0% (0)	0% (0)	0% (0)	0% (0)	25% (2)	0% (0)	8		
Admissions Office	50% (4)	25% (2)	0% (0)	0% (0)	0% (0)	25% (2)	0% (0)	8		
Advising Center	42.86% (3)	14.29% (1)	0% (0)	0% (0)	0% (0)	28.57% (2)	14.29% (1)	7		
Bookstore	37.5% (3)	37.5% (3)	0% (0)	0% (0)	0% (0)	25% (2)	0% (0)	8		
Capital Planning and Maintenance (e.g. buildings & grounds)	42.86% (3)	0% (0)	14.29% (1)	14.29% (1)	0% (0)	28.57% (2)	0% (0)	7		
Career Counseling Office	28.57% (2)	0% (0)	14.29% (1)	0% (0)	0% (0)	57.14% (4)	0% (0)	7		
Center for Diversity and Inclusiveness	28.57% (2)	0% (0)	14.29% (1)	0% (0)	0% (0)	57.14% (4)	0% (0)	7		
Chartwell's Dining Services	42.86% (3)	14.29% (1)	0% (0)	14.29% (1)	0% (0)	28.57% (2)	0% (0)	7		
Commuter Affairs	28.57% (2)	0% (0)	14.29% (1)	14.29% (1)	0% (0)	42.86% (3)	0% (0)	7		
Counseling Services	14.29% (1)	0% (0)	14.29% (1)	0% (0)	0% (0)	71.43% (5)	0% (0)	7		
Disability Services	14.29% (1)	0% (0)	0% (0)	0% (0)	0% (0)	85.71% (6)	0% (0)	7		
Financial Aid	57.14% (4)	14.29% (1)	0% (0)	0% (0)	0% (0)	28.57% (2)	0% (0)	7		
Graduate and Continuing Education (GCE)	28.57% (2)	0% (0)	0% (0)	0% (0)	0% (0)	71.43% (5)	0% (0)	7		
Health Services	14.29% (1)	0% (0)	14.29% (1)	0% (0)	0% (0)	71.43% (5)	0% (0)	7		

Housing and Residential Services	14.29% (1)	14.29% (1)	0% (0)	0% (0)	0% (0)	71.43% (5)	0% (0)	7
Information Desk (Hammond Hall)	0% (0)	14.29% (1)	14.29% (1)	0% (0)	0% (0)	71.43% (5)	0% (0)	7
International Education (e.g. study abroad)	28.57% (2)	0% (0)	0% (0)	0% (0)	0% (0)	71.43% (5)	0% (0)	7
On-campus Job Recruitment	0% (0)	0% (0)	14.29% (1)	0% (0)	0% (0)	85.71% (6)	0% (0)	7
One Card	42.86% (3)	28.57% (2)	0% (0)	0% (0)	0% (0)	28.57% (2)	0% (0)	7
Online Services (e.g. financial aid, registration, add/drop)	71.43% (5)	14.29% (1)	0% (0)	0% (0)	0% (0)	14.29% (1)	0% (0)	7
Parking	0% (0)	0% (0)	42.86% (3)	0% (0)	28.57% (2)	28.57% (2)	0% (0)	7
Recreation Services	14.29% (1)	14.29% (1)	0% (0)	0% (0)	0% (0)	71.43% (5)	0% (0)	7
Registrar's Office	57.14% (4)	14.29% (1)	0% (0)	0% (0)	0% (0)	28.57% (2)	0% (0)	7
Shuttle Service	14.29% (1)	0% (0)	28.57% (2)	0% (0)	0% (0)	57.14% (4)	0% (0)	7
Student Accounts	28.57% (2)	14.29% (1)	14.29% (1)	0% (0)	0% (0)	42.86% (3)	0% (0)	7
Student Development Office	14.29% (1)	14.29% (1)	0% (0)	0% (0)	0% (0)	71.43% (5)	0% (0)	7
Technology Help Desk	28.57% (2)	14.29% (1)	0% (0)	0% (0)	0% (0)	57.14% (4)	0% (0)	7
Tutor Center	33.33% (2)	0% (0)	0% (0)	0% (0)	0% (0)	66.67% (4)	0% (0)	6
University Catalog	28.57% (2)	14.29% (1)	0% (0)	0% (0)	14.29% (1)	42.86% (3)	0% (0)	7
University Email	57.14% (4)	28.57% (2)	0% (0)	0% (0)	0% (0)	14.29% (1)	0% (0)	7
University Police	42.86% (3)	14.29% (1)	0% (0)	0% (0)	0% (0)	42.86% (3)	0% (0)	7
University Website	71.43% (5)	14.29% (1)	0% (0)	0% (0)	0% (0)	14.29% (1)	0% (0)	7
Veteran Services	14.29% (1)	0% (0)	0% (0)	0% (0)	0% (0)	71.43% (5)	14.29% (1)	7
Volunteer Center	28.57% (2)	0% (0)	0% (0)	0% (0)	0% (0)	71.43% (5)	0% (0)	7
Total Respondents								8
(skipped this question)								3

13. Is there something that you would like to share with us regarding our faculty, staff, or administrators that wasn't captured in the questions above?

- For the most part, faculty was supportive. There was only one that clearly did not have my best interests in mind.
- no

Total Respondents 2

(skipped this question) 9

14. Is there something you would like to share with us regarding our offices, programs and services at Fitchburg State University that wasn't captured in the questions above?

- Parking is terrible. The lots are not safe in the winter.
- no

Total Respondents 2

(skipped this question) 9

15. Please select your level of agreement with the following statements:

	Very High	High	Average	Low	Very Low	Response Total	Points	Avg
Overall satisfaction with my experience with Fitchburg State University	57.14% (4)	28.57% (2)	14.29% (1)	0% (0)	0% (0)	7		
Likelihood that I will recommend the University to others	42.86% (3)	42.86% (3)	14.29% (1)	0% (0)	0% (0)	7		
Likelihood that I will stay connected to the campus after completion of my degree	28.57% (2)	14.29% (1)	42.86% (3)	14.29% (1)	0% (0)	7		
Total Respondents							7	
(skipped this question)							4	

16. As we have stated previously, we are always looking for feedback that will help us improve. Is there something more you would like to share with us about your overall experience at Fitchburg State University?

1. Commuters need more support. An actual study room, verses a student lounge, would be ideal in McKay.
2. no
3. The tutor center is a wonderful environment that is very welcoming and accommodating. Spent a great deal of time in the Tutor and Academic Success center.

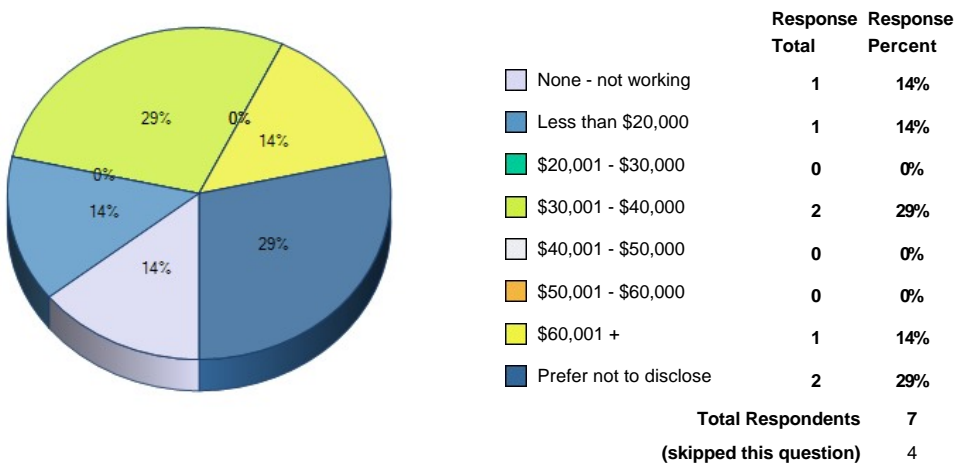
Total Respondents 3

(skipped this question) 8

17. As you prepare to leave Fitchburg State University, we would like to know about your short-term plans. Please mark each of the following as they relate to you currently.

	Yes	No	Not Applicable	Response Total	Points	Avg
I am currently employed or have a job offer in a field closely related to my current program of study	57.14% (4)	28.57% (2)	14.29% (1)	7		
I am currently employed or have a job offer in a field that is not related to my current program of study	28.57% (2)	57.14% (4)	14.29% (1)	7		
I am searching for employment in a field closely related to my current program of study	28.57% (2)	57.14% (4)	14.29% (1)	7		
I am searching for employment in a field not closely related to my current program of study	14.29% (1)	57.14% (4)	28.57% (2)	7		
I have been accepted into a graduate program to continue my education at Fitchburg State University	0% (0)	57.14% (4)	42.86% (3)	7		
I have been accepted into a graduate or doctoral program to continue my education at another institution	42.86% (3)	42.86% (3)	14.29% (1)	7		
I am not planning to continue my education at this time	14.29% (1)	57.14% (4)	28.57% (2)	7		
I am pursuing the military	0% (0)	71.43% (5)	28.57% (2)	7		
Total Respondents				7		
(skipped this question)				4		

18. What is your current or expected (if you are just starting a new position) annual salary?

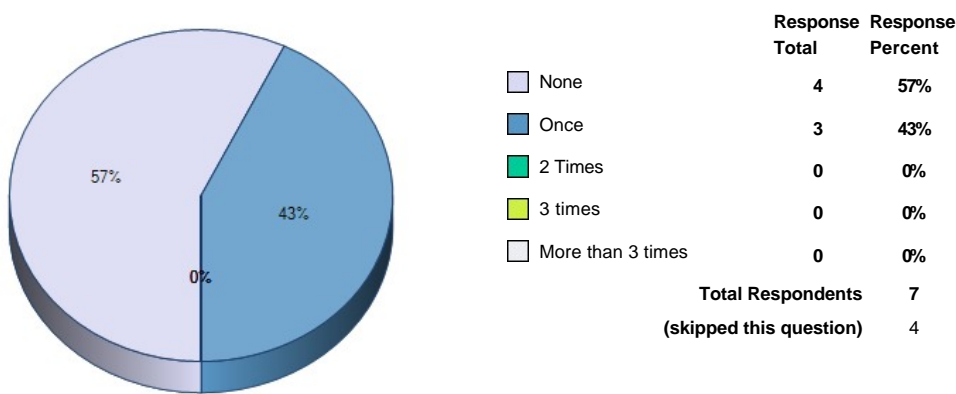


19. How would you rate the importance of the following while attending Fitchburg State University:

	Very Important	Important	Neutral	Unimportant	Very Unimportant	Response Total	Points	Avg
Small, New England campus	42.86% (3)	28.57% (2)	28.57% (2)	0% (0)	0% (0)	7		
Low student-to-faculty ratio	57.14% (4)	14.29% (1)	28.57% (2)	0% (0)	0% (0)	7		

Accessible to my work/home/family	57.14% (4)	0% (0)	28.57% (2)	14.29% (1)	0% (0)	7
Close-knit, friendly culture	28.57% (2)	28.57% (2)	42.86% (3)	0% (0)	0% (0)	7
Diversity of student body	28.57% (2)	28.57% (2)	42.86% (3)	0% (0)	0% (0)	7
Academic program(s)	42.86% (3)	28.57% (2)	28.57% (2)	0% (0)	0% (0)	7
Affordability	71.43% (5)	0% (0)	28.57% (2)	0% (0)	0% (0)	7
Faculty	28.57% (2)	57.14% (4)	14.29% (1)	0% (0)	0% (0)	7
Residential life	28.57% (2)	28.57% (2)	14.29% (1)	14.29% (1)	14.29% (1)	7
Facilities	28.57% (2)	28.57% (2)	28.57% (2)	14.29% (1)	0% (0)	7
Financial Aid	42.86% (3)	28.57% (2)	14.29% (1)	0% (0)	14.29% (1)	7
Many activities in the region	28.57% (2)	0% (0)	28.57% (2)	28.57% (2)	14.29% (1)	7
Services/support to first generation students	28.57% (2)	0% (0)	28.57% (2)	28.57% (2)	14.29% (1)	7
Volunteer opportunities	28.57% (2)	14.29% (1)	14.29% (1)	28.57% (2)	14.29% (1)	7
Athletics	28.57% (2)	28.57% (2)	14.29% (1)	14.29% (1)	14.29% (1)	7
Military-friendly	42.86% (3)	14.29% (1)	14.29% (1)	28.57% (2)	0% (0)	7
LGBTQ-friendly	28.57% (2)	14.29% (1)	42.86% (3)	14.29% (1)	0% (0)	7
Honors Program	28.57% (2)	14.29% (1)	28.57% (2)	14.29% (1)	14.29% (1)	7
Employment prospects	42.86% (3)	14.29% (1)	28.57% (2)	14.29% (1)	0% (0)	7
Internships	28.57% (2)	14.29% (1)	42.86% (3)	14.29% (1)	0% (0)	7
Study Abroad opportunities	42.86% (3)	0% (0)	14.29% (1)	14.29% (1)	28.57% (2)	7
ROTC/National Guard	14.29% (1)	0% (0)	28.57% (2)	28.57% (2)	28.57% (2)	7
Total Respondents						7
(skipped this question)						4

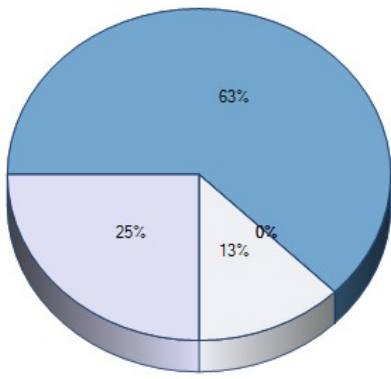
20. How many times did you change your major at Fitchburg State University?



21. As you finish your degree journey at Fitchburg State University, we would like to know how much your time here has impacted your growth. Please select the answer that best fits our impact on your growth below.

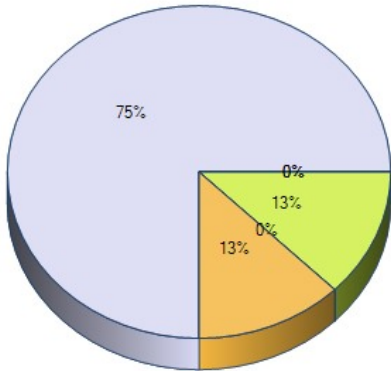
	Very Significant	Significant	No Change	Insignificant	Very Insignificant	Response Total	Points	Avg
Academic Growth (broadened your perception of the need to learn)	71.43% (5)	14.29% (1)	14.29% (1)	0% (0)	0% (0)	7		
Personal Growth	71.43% (5)	14.29% (1)	14.29% (1)	0% (0)	0% (0)	7		
Professional Growth (broaden your understanding of the need to continue to learn to achieve your career goals)	71.43% (5)	14.29% (1)	14.29% (1)	0% (0)	0% (0)	7		
Total Respondents						7		
(skipped this question)						4		

22. To which gender identity do you most identify?



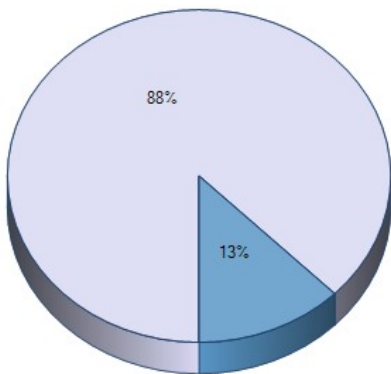
	Response Total	Response Percent
Male	2	25%
Female	5	62%
Transgender Male	0	0%
Transgender Female	0	0%
Do not identify as female, male or transgender	1	12%
Total Respondents	8	
(skipped this question)	3	

23. To which racial heritage do you predominantly identify?



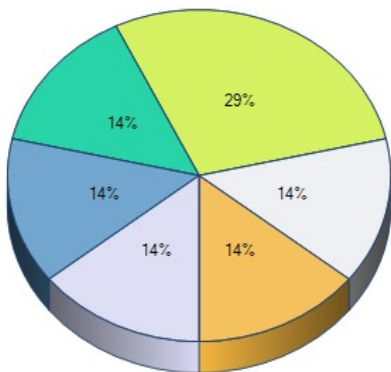
	Response Total	Response Percent
White/Caucasian	6	75%
Asian	0	0%
Hispanic/Latino	0	0%
Black/African American	1	12%
American Indian	0	0%
Other	1	12%
Total Respondents	8	
(skipped this question)	3	

24. During your time at the University, did you attend full-time or part-time?



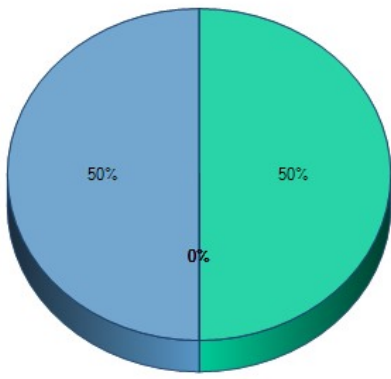
	Response Total	Response Percent
Full-time	7	88%
Part-time	1	12%
Total Respondents	8	
(skipped this question)	3	

25. During your time at the University, approximately how many hours did you work per week?



	Response Total	Response Percent
0	1	14%
1 - 10	1	14%
11 - 20	1	14%
21 - 30	2	29%
31 - 40	1	14%
40+	1	14%
Total Respondents	7	
(skipped this question)	4	

26. How many dependents do you have (not including yourself)?



- 1
- 2
- 3
- 4
- 5
- 5+

	Response Total	Response Percent
1	0	0%
2	2	50%
3	2	50%
4	0	0%
5	0	0%
5+	0	0%
Total Respondents	4	
(skipped this question)	7	