

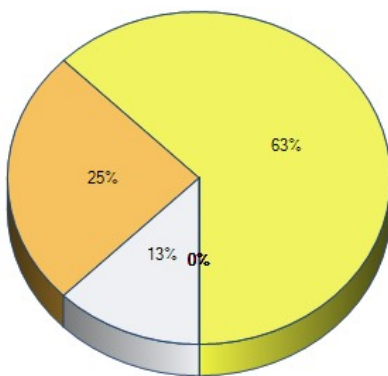
[Export Data CSV](#)

Graduating Student Feedback 2019 & 2020

Survey Title: Graduating Student Feedback

Responses By Question Analysis:

1. Please select the semester will you complete your program requirements from the list below:



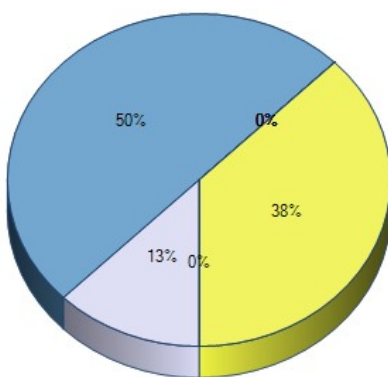
- Spring 2018
- Summer 2018
- Fall 2018
- Spring 2019
- Summer 2019
- Fall 2019
- Spring 2020
- Summer 2020
- Fall 2020
- Spring 2021
- Summer 2021

Response Total	Response Percent
----------------	------------------

0	0%
0	0%
0	0%
0	0%
1	12%
2	25%
5	62%
0	0%
0	0%
0	0%
0	0%

Total Respondents 8

2. Please select the Degree you are currently completing at Fitchburg State University from the list below:



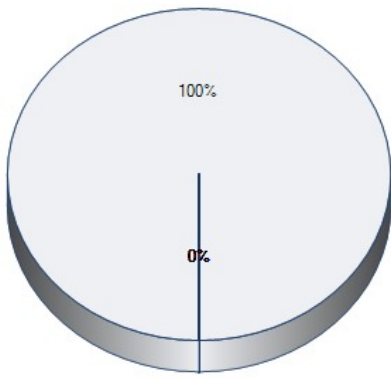
- Bachelor of Arts (BA)
- Bachelor of Science (BS)
- Certificate of Advanced Graduate Study (CAGS)
- Master of Arts (MA)
- Master of Arts in Teaching (MAT)
- Master of Business Administration (MBA)
- Master of Education (MEd)
- Master of Science (MS)

Response Total	Response Percent
----------------	------------------

1	12%
4	50%
0	0%
0	0%
0	0%
0	0%
3	38%
0	0%

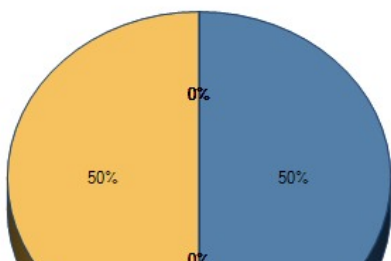
Total Respondents 8

3. Please select the major field your studied for your degree:













































	Response Total	Response Percent
Arts Education (MEd only)	0	0%
Biology	0	0%
Business Administration	0	0%
Chemistry	0	0%
Clinical Mental Health Counseling	0	0%
Communication (MS only)	0	0%
Communications Media	0	0%
Computer Information Systems	0	0%
Computer Science	0	0%
Criminal Justice	0	0%
Curriculum and Teaching	0	0%
Early Childhood Education	0	0%
Educational Leadership	0	0%
Economics	0	0%
Elementary Education	0	0%
English Studies	0	0%
Environmental and Earth Science	0	0%
Exercise and Sports Science	0	0%
Game Design	0	0%
Geographic Science and Technology	0	0%
History	0	0%
Human Services	0	0%
Industrial Technology	0	0%
Interdisciplinary Studies	0	0%
LECOM Early Acceptance	0	0%
Mathematics	0	0%
Middle School Education	0	0%
Nursing - General	0	0%
Nursing - LPN to Baccalaureate	0	0%
Nursing - RN to Baccalaureate	0	0%
Occupational/Vocational Education	8	100%
Political Science	0	0%
Psychological Science	0	0%
Sociology	0	0%
Special Education	0	0%
Technology Education (Grades 5-12)	0	0%
Total Respondents	8	

4 . Please select your minor from the list below:

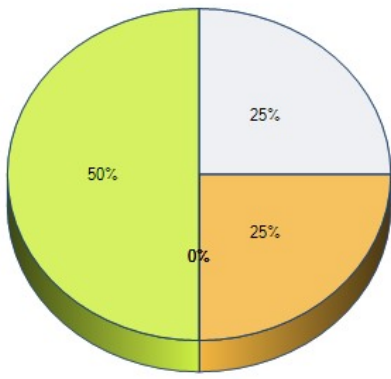


	Response Total	Response Percent
African-American Studies	0	0%
American Studies	0	0%
Art	0	0%
Art History	0	0%
Asian Studies	0	0%



 Biology	1	50%
 Business Administration	0	0%
 Chemistry	0	0%
 Communication Studies	0	0%
 Computer Science	0	0%
 Construction Technology	0	0%
 Criminal Justice	0	0%
 Deaf Studies	0	0%
 Disability Studies	0	0%
 Early Childhood Education	0	0%
 Economics	0	0%
 English Studies - Literature	0	0%
 English Studies -- Professional Writing	0	0%
 Environmental and Earth Science	0	0%
 Film Studies	0	0%
 French	0	0%
 Game Design	0	0%
 Geographic Design	0	0%
 History	0	0%
 History Secondary Education	0	0%
 Industrial Training	0	0%
 International Studies	0	0%
 Latin	0	0%
 Manufacturing Technology	0	0%
 Mathematics	0	0%
 Mathematics for Education	0	0%
 Middle School Education	0	0%
 Music	0	0%
 Neuroscience, Behavior, and Cognition	0	0%
 Peace Studies	0	0%
 Philosophy	0	0%
 Political Science	0	0%
 Psychological Science	0	0%
 Romance Languages	0	0%
 Social Science	0	0%
 Sociology	0	0%
 Spanish	0	0%
 Special Education	0	0%
 Studio Art	0	0%
 Theater	0	0%
 Women, Gender and Sexuality Studies	0	0%
 None	1	50%
Total Respondents	2	
(skipped this question)	6	

5. Please select the student group you most identify with from the list below:



	Response Total	Response Percent
Day Student	0	0%
Evening On Campus Student	0	0%
Evening On-line Student	0	0%
Evening Extended Campus Student	4	50%
Online Student	2	25%
Graduate Student	2	25%
Total Respondents	8	

6. Please rate the following academic experiences at Fitchburg State University:

	Excellent	Very Good	Good	Fair	Poor	Not Applicable	Response Total	Points	Avg
Availability of classes (e.g. time offered, seats open)	50% (3)	33.33% (2)	16.67% (1)	0% (0)	0% (0)	0% (0)	6		
Frequency of course offerings	50% (3)	33.33% (2)	0% (0)	0% (0)	16.67% (1)	0% (0)	6		
Size of classes	50% (3)	33.33% (2)	16.67% (1)	0% (0)	0% (0)	0% (0)	6		
Quality of instruction	50% (3)	33.33% (2)	16.67% (1)	0% (0)	0% (0)	0% (0)	6		
Quality of texts and other instructional materials	50% (3)	33.33% (2)	16.67% (1)	0% (0)	0% (0)	0% (0)	6		
Availability of faculty outside of the classroom	50% (3)	33.33% (2)	0% (0)	16.67% (1)	0% (0)	0% (0)	6		
Timeliness and relevance of course content	50% (3)	50% (3)	0% (0)	0% (0)	0% (0)	0% (0)	6		
Quality of high impact (outside the classroom) experiences (e.g. internships, practicum, etc.)	50% (3)	50% (3)	0% (0)	0% (0)	0% (0)	0% (0)	6		
Overall level of challenge in the coursework	50% (3)	50% (3)	0% (0)	0% (0)	0% (0)	0% (0)	6		
Match between career goals and course-of-study requirements	66.67% (4)	33.33% (2)	0% (0)	0% (0)	0% (0)	0% (0)	6		
Overall level of faculty advisement	66.67% (4)	16.67% (1)	0% (0)	0% (0)	16.67% (1)	0% (0)	6		
	Total Respondents						6		
	(skipped this question)						2		

7. Please rate the quality of the facilities and activities offered at Fitchburg State University:

	Excellent	Very Good	Good	Fair	Poor	No Interaction	Response Total	Points	Avg
Classrooms	33.33% (2)	16.67% (1)	0% (0)	0% (0)	0% (0)	50% (3)	6		
Labs	16.67% (1)	0% (0)	0% (0)	0% (0)	0% (0)	83.33% (5)	6		
Other General facilities (e.g. studios, gym)	16.67% (1)	0% (0)	0% (0)	0% (0)	0% (0)	83.33% (5)	6		
Computer Labs	16.67% (1)	0% (0)	0% (0)	0% (0)	0% (0)	83.33% (5)	6		
Library	33.33% (2)	0% (0)	0% (0)	0% (0)	0% (0)	66.67% (4)	6		
Technology in the classroom	16.67% (1)	0% (0)	0% (0)	0% (0)	0% (0)	83.33% (5)	6		
Online technologies utilized in your classes	16.67% (1)	50% (3)	0% (0)	0% (0)	0% (0)	33.33% (2)	6		
Musical or theatrical performances on-campus	16.67% (1)	0% (0)	0% (0)	0% (0)	0% (0)	83.33% (5)	6		
Intramural athletic offerings	16.67% (1)	0% (0)	0% (0)	0% (0)	0% (0)	83.33% (5)	6		
Intercollegiate athletic events	16.67% (1)	0% (0)	0% (0)	0% (0)	0% (0)	83.33% (5)	6		
Greek Life	16.67% (1)	0% (0)	0% (0)	0% (0)	0% (0)	83.33% (5)	6		

Student Organizations	16.67% (1)	0% (0)	0% (0)	0% (0)	0% (0)	83.33% (5)	6
	Total Respondents						6
	(skipped this question)						2

8. How well did Fitchburg State University prepare you in terms of the following skill sets:

	Very Well	Well	Neutral	Poorly	Very Poorly	Response Total	Points	Avg	
Ability to think analytically and logically	50% (3)	50% (3)	0% (0)	0% (0)	0% (0)	6			
Ability to acquire new skills and knowledge on your own	50% (3)	50% (3)	0% (0)	0% (0)	0% (0)	6			
Ability to use the knowledge, ideas, or perspectives gained from your major field	50% (3)	50% (3)	0% (0)	0% (0)	0% (0)	6			
Ability to orally communicate well	50% (3)	50% (3)	0% (0)	0% (0)	0% (0)	6			
Ability to judge information/ideas/actions/conclusions based on sources/methods/reasoning	50% (3)	50% (3)	0% (0)	0% (0)	0% (0)	6			
Ability to write effectively	66.67% (4)	33.33% (2)	0% (0)	0% (0)	0% (0)	6			
Ability to use information technology in intellectual and/or professional pursuits	50% (3)	50% (3)	0% (0)	0% (0)	0% (0)	6			
Ability to understand and appreciate cultural and ethnic differences between people	50% (3)	50% (3)	0% (0)	0% (0)	0% (0)	6			
Ability to understand international perspectives on economic, political, social, and cultural issues	33.33% (2)	50% (3)	16.67% (1)	0% (0)	0% (0)	6			
Ability to gain an understanding of or appreciation for the arts	50% (3)	50% (3)	0% (0)	0% (0)	0% (0)	6			
Ability to understand and apply quantitative principles and methods	50% (3)	33.33% (2)	16.67% (1)	0% (0)	0% (0)	6			
Ability to understand scientific method	50% (3)	33.33% (2)	16.67% (1)	0% (0)	0% (0)	6			
	Total Respondents						6		
	(skipped this question)						2		

9. How well did Fitchburg State University prepare you for the following personal and professional situational skill sets:

	Very Well	Well	Neutral	Poorly	Very Poorly	Response Total	Points	Avg	
Your ability to work as a member of a team or group	66.67% (4)	16.67% (1)	16.67% (1)	0% (0)	0% (0)	6			
Your ability to get along with people of diverse backgrounds and perspectives	66.67% (4)	16.67% (1)	16.67% (1)	0% (0)	0% (0)	6			
Your ability to lead others effectively	50% (3)	33.33% (2)	16.67% (1)	0% (0)	0% (0)	6			
Your ability to evaluate and choose between alternative courses of action	57.14% (4)	28.57% (2)	14.29% (1)	0% (0)	0% (0)	7			
Your awareness of contemporary issues and their causes and consequences	50% (3)	33.33% (2)	16.67% (1)	0% (0)	0% (0)	6			
	Total Respondents						6		
	(skipped this question)						2		

10. We are always looking for feedback to help us with quality and improvements. Is there something you would like to share with us regarding facilities or your program that wasn't captured above?

I feel that an audit should be done for the OCED courses. Some courses were excellent but a few were WAY outdated with instructors providing material from over 20 years ago.

1. I would also suggest taking into consideration students who are licenced outside the state on MA. As this is an online program FSU should expect students from other states and school districts. It was frustrating working with MA state frameworks instead of the program including curriculum that allows for a student to use the state standards they use. I am a teacher in NH but many assignments were irrelevant due to this issue.

Total Respondents 1

(skipped this

question)

11. What is your level of agreement with the following statements:

	Strongly Agree	Agree	Neutral	Disagree	Strongly Disagree	No Basis for Judgement	Response Total	Points	Avg
Faculty demonstrated commitment to my learning, personal well being and success	50% (3)	50% (3)	0% (0)	0% (0)	0% (0)	0% (0)	6		
Administrators (e.g. vice presidents, deans and directors) demonstrated commitment to my learning, personal well being and success	50% (3)	16.67% (1)	16.67% (1)	0% (0)	0% (0)	16.67% (1)	6		
Other University staff demonstrated commitment to my learning, personal well being and success	50% (3)	16.67% (1)	16.67% (1)	0% (0)	0% (0)	16.67% (1)	6		
Library resources (e.g. books, database subscriptions, inter-library loan) were adequate for my research and learning needs	16.67% (1)	33.33% (2)	0% (0)	0% (0)	0% (0)	50% (3)	6		
Library hours and web resource availability were adequate for my research and learning needs	0% (0)	50% (3)	0% (0)	0% (0)	0% (0)	50% (3)	6		
Library staff were knowledgeable and demonstrated commitment to my learning and academic success.	16.67% (1)	33.33% (2)	0% (0)	0% (0)	0% (0)	50% (3)	6		
I learned about research strategies and sources of information from the library staff.	16.67% (1)	16.67% (1)	16.67% (1)	0% (0)	0% (0)	50% (3)	6		
							Total Respondents	6	
							(skipped this question)	2	

12. Please rate your overall experience with the following offices, programs and services at Fitchburg State University:

	Very Positive	Mostly Positive	Neutral	Mostly Negative	Very Negative	No Interaction	Was Unaware	Response Total	Points	Avg
Academic Department Office/Staff	60% (3)	20% (1)	0% (0)	0% (0)	0% (0)	20% (1)	0% (0)	5		
Admissions Office	66.67% (4)	16.67% (1)	0% (0)	0% (0)	0% (0)	16.67% (1)	0% (0)	6		
Advising Center	100% (6)	0% (0)	0% (0)	0% (0)	0% (0)	0% (0)	0% (0)	6		
Bookstore	16.67% (1)	0% (0)	0% (0)	0% (0)	0% (0)	66.67% (4)	16.67% (1)	6		
Capital Planning and Maintenance (e.g. buildings & grounds)	0% (0)	0% (0)	0% (0)	0% (0)	0% (0)	83.33% (5)	16.67% (1)	6		
Career Counseling Office	0% (0)	0% (0)	0% (0)	0% (0)	0% (0)	83.33% (5)	16.67% (1)	6		
Center for Diversity and Inclusiveness	0% (0)	0% (0)	0% (0)	0% (0)	0% (0)	83.33% (5)	16.67% (1)	6		
Chartwell's Dining Services	0% (0)	0% (0)	0% (0)	0% (0)	0% (0)	80% (4)	20% (1)	5		
Commuter Affairs	0% (0)	0% (0)	0% (0)	0% (0)	0% (0)	83.33% (5)	16.67% (1)	6		
Counseling Services	0% (0)	0% (0)	0% (0)	0% (0)	0% (0)	83.33% (5)	16.67% (1)	6		
Disability Services	0% (0)	0% (0)	0% (0)	0% (0)	0% (0)	83.33% (5)	16.67% (1)	6		
Financial Aid	20% (1)	0% (0)	0% (0)	0% (0)	0% (0)	60% (3)	20% (1)	5		
Graduate and Continuing Education (GCE)	57.14% (4)	0% (0)	0% (0)	0% (0)	0% (0)	28.57% (2)	14.29% (1)	7		
Health Services	0% (0)	0% (0)	0% (0)	0% (0)	0% (0)	83.33% (5)	16.67% (1)	6		

Housing and Residential Services	0% (0)	0% (0)	0% (0)	0% (0)	0% (0)	83.33% (5)	16.67% (1)	6
Information Desk (Hammond Hall)	16.67% (1)	0% (0)	0% (0)	0% (0)	0% (0)	66.67% (4)	16.67% (1)	6
International Education (e.g. study abroad)	0% (0)	0% (0)	0% (0)	0% (0)	0% (0)	83.33% (5)	16.67% (1)	6
On-campus Job Recruitment	0% (0)	0% (0)	0% (0)	0% (0)	0% (0)	83.33% (5)	16.67% (1)	6
One Card	20% (1)	0% (0)	0% (0)	0% (0)	0% (0)	60% (3)	20% (1)	5
Online Services (e.g. financial aid, registration, add/drop)	83.33% (5)	0% (0)	0% (0)	0% (0)	0% (0)	16.67% (1)	0% (0)	6
Parking	33.33% (2)	0% (0)	0% (0)	0% (0)	0% (0)	50% (3)	16.67% (1)	6
Recreation Services	0% (0)	0% (0)	0% (0)	0% (0)	0% (0)	80% (4)	20% (1)	5
Registrar's Office	100% (6)	0% (0)	0% (0)	0% (0)	0% (0)	0% (0)	0% (0)	6
Shuttle Service	0% (0)	0% (0)	0% (0)	0% (0)	0% (0)	83.33% (5)	16.67% (1)	6
Student Accounts	50% (3)	0% (0)	0% (0)	0% (0)	0% (0)	33.33% (2)	16.67% (1)	6
Student Development Office	0% (0)	0% (0)	0% (0)	0% (0)	0% (0)	100% (4)	0% (0)	4
Technology Help Desk	83.33% (5)	0% (0)	0% (0)	16.67% (1)	0% (0)	0% (0)	0% (0)	6
Tutor Center	12.5% (1)	0% (0)	12.5% (1)	0% (0)	0% (0)	62.5% (5)	12.5% (1)	8
University Catalog	66.67% (4)	0% (0)	0% (0)	0% (0)	0% (0)	33.33% (2)	0% (0)	6
University Email	50% (3)	0% (0)	0% (0)	0% (0)	0% (0)	33.33% (2)	16.67% (1)	6
University Police	0% (0)	0% (0)	0% (0)	0% (0)	0% (0)	100% (5)	0% (0)	5
University Website	50% (3)	33.33% (2)	0% (0)	0% (0)	0% (0)	16.67% (1)	0% (0)	6
Veteran Services	16.67% (1)	0% (0)	0% (0)	0% (0)	0% (0)	66.67% (4)	16.67% (1)	6
Volunteer Center	0% (0)	0% (0)	0% (0)	0% (0)	0% (0)	83.33% (5)	16.67% (1)	6

Total Respondents 6
(skipped this question) 2

13. Is there something that you would like to share with us regarding our faculty, staff, or administrators that wasn't captured in the questions above?

- I had the best Advisor-Jim Alicata
- I think the experience with academic advising (from dept. head) could have been better.

Total Respondents 2

(skipped this question) 6

14. Is there something you would like to share with us regarding our offices, programs and services at Fitchburg State University that wasn't captured in the questions above?

[No Answer Entered]

No responses were entered for this question.

Total Respondents 0

(skipped this question) 8

15. Please select your level of agreement with the following statements:

	Very High	High	Average	Low	Very Low	Response Total	Points	Avg
Overall satisfaction with my experience with Fitchburg State University	100% (6)	0% (0)	0% (0)	0% (0)	0% (0)	6		
Likelihood that I will recommend the University to others	100% (6)	0% (0)	0% (0)	0% (0)	0% (0)	6		
Likelihood that I will stay connected to the campus after completion of my degree	25% (1)	25% (1)	25% (1)	0% (0)	25% (1)	4		

Total Respondents 6
(skipped this question) 2

16. As we have stated previously, we are always looking for feedback that will help us improve. Is there something more you would like to share with us about your overall experience at Fitchburg State University?

- audit programs every four or five years. My program was excellent times but then occasionally a course would be poorly constructed and odd.

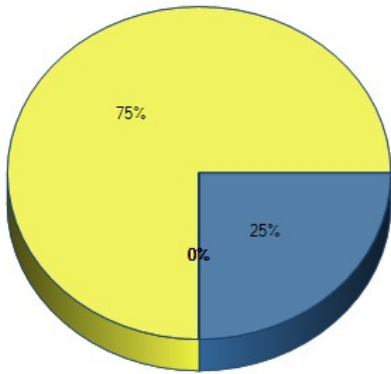
Total Respondents 1

(skipped

17. As you prepare to leave Fitchburg State University, we would like to know about your short-term plans. Please mark each of the following as they relate to you currently.

	Yes	No	Not Applicable	Response Total	Points	Avg
I am currently employed or have a job offer in a field closely related to my current program of study	100% (6)	0% (0)	0% (0)	6		
I am currently employed or have a job offer in a field that is not related to my current program of study	0% (0)	20% (1)	80% (4)	5		
I am searching for employment in a field closely related to my current program of study	0% (0)	20% (1)	80% (4)	5		
I am searching for employment in a field not closely related to my current program of study	0% (0)	20% (1)	80% (4)	5		
I have been accepted into a graduate program to continue my education at Fitchburg State University	20% (1)	20% (1)	60% (3)	5		
I have been accepted into a graduate or doctoral program to continue my education at another institution	0% (0)	60% (3)	40% (2)	5		
I am not planning to continue my education at this time	33.33% (2)	16.67% (1)	50% (3)	6		
I am pursuing the military	0% (0)	0% (0)	100% (4)	4		
			Total Respondents	6		
			(skipped this question)	2		

18. What is your current or expected (if you are just starting a new position) annual salary?



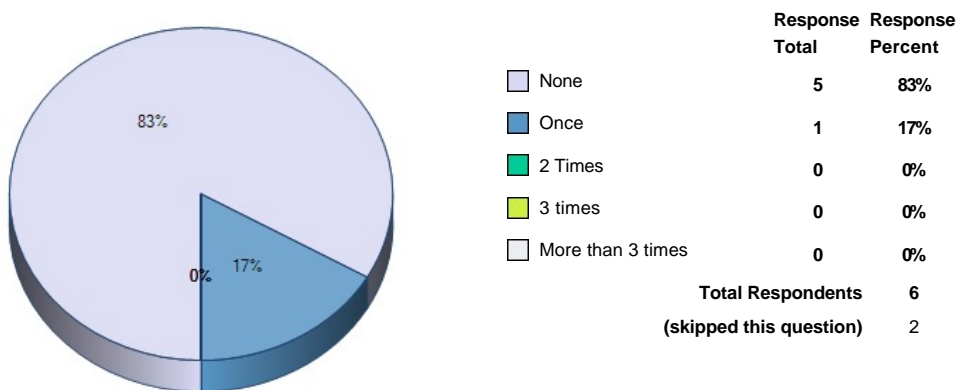
	Response Total	Response Percent
None - not working	0	0%
Less than \$20,000	0	0%
\$20,001 - \$30,000	0	0%
\$30,001 - \$40,000	0	0%
\$40,001 - \$50,000	0	0%
\$50,001 - \$60,000	0	0%
\$60,001 +	3	75%
Prefer not to disclose	1	25%
	Total Respondents	4
	(skipped this question)	4

19. How would you rate the importance of the following while attending Fitchburg State University:

	Very Important	Important	Neutral	Unimportant	Very Unimportant	Response Total	Points	Avg
Small, New England campus	20% (1)	20% (1)	40% (2)	20% (1)	0% (0)	5		
Low student-to-faculty ratio	40% (2)	0% (0)	60% (3)	0% (0)	0% (0)	5		
Accessible to my work/home/family	60% (3)	0% (0)	40% (2)	0% (0)	0% (0)	5		
Close-knit, friendly culture	0% (0)	25% (1)	75% (3)	0% (0)	0% (0)	4		
Diversity of student body	0% (0)	0% (0)	80% (4)	20% (1)	0% (0)	5		
Academic program(s)	80% (4)	0% (0)	20% (1)	0% (0)	0% (0)	5		
Affordability	80% (4)	20% (1)	0% (0)	0% (0)	0% (0)	5		
Faculty	80% (4)	0% (0)	20% (1)	0% (0)	0% (0)	5		
Residential life	0% (0)	20% (1)	60% (3)	20% (1)	0% (0)	5		
Facilities	50% (2)	0% (0)	50% (2)	0% (0)	0% (0)	4		

Financial Aid	40% (2)	0% (0)	60% (3)	0% (0)	0% (0)	5
Many activities in the region	40% (2)	0% (0)	40% (2)	20% (1)	0% (0)	5
Services/support to first generation students	20% (1)	0% (0)	60% (3)	20% (1)	0% (0)	5
Volunteer opportunities	20% (1)	0% (0)	80% (4)	0% (0)	0% (0)	5
Athletics	20% (1)	0% (0)	60% (3)	20% (1)	0% (0)	5
Military-friendly	60% (3)	0% (0)	40% (2)	0% (0)	0% (0)	5
LGBTQ-friendly	20% (1)	0% (0)	60% (3)	20% (1)	0% (0)	5
Honors Program	40% (2)	0% (0)	60% (3)	0% (0)	0% (0)	5
Employment prospects	40% (2)	0% (0)	60% (3)	0% (0)	0% (0)	5
Internships	40% (2)	0% (0)	60% (3)	0% (0)	0% (0)	5
Study Abroad opportunities	20% (1)	0% (0)	60% (3)	20% (1)	0% (0)	5
ROTC/National Guard	50% (2)	0% (0)	50% (2)	0% (0)	0% (0)	4
Total Respondents						5
(skipped this question)						3

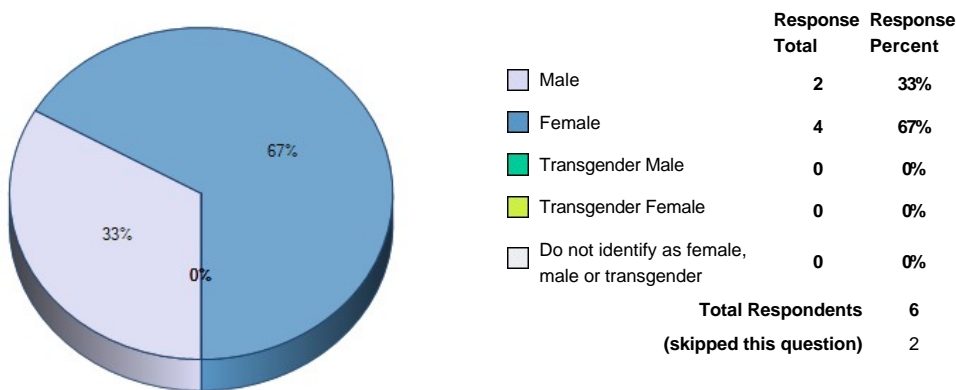
20. How many times did you change your major at Fitchburg State University?



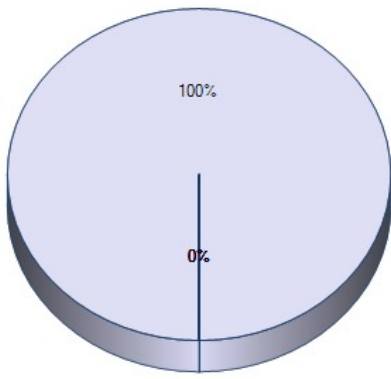
21. As you finish your degree journey at Fitchburg State University, we would like to know how much your time here has impacted your growth. Please select the answer that best fits our impact on your growth below.

	Very Significant	Significant	No Change	Insignificant	Very Insignificant	Response Total	Points	Avg
Academic Growth (broadened your perception of the need to learn)	50% (3)	50% (3)	0% (0)	0% (0)	0% (0)	6		
Personal Growth	33.33% (2)	66.67% (4)	0% (0)	0% (0)	0% (0)	6		
Professional Growth (broaden your understanding of the need to continue to learn to achieve your career goals)	66.67% (4)	33.33% (2)	0% (0)	0% (0)	0% (0)	6		
Total Respondents						6		
(skipped this question)						2		

22. To which gender identity do you most identify?



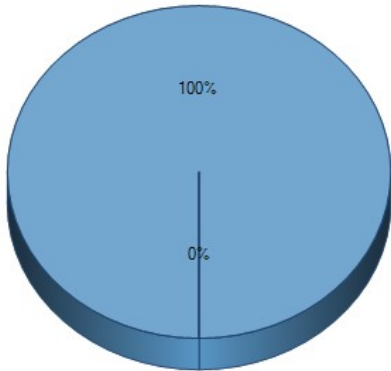
23. To which racial heritage do you predominantly identify?



- White/Caucasian
- Asian
- Hispanic/Latino
- Black/African American
- American Indian
- Other

	Response Total	Response Percent
White/Caucasian	6	100%
Asian	0	0%
Hispanic/Latino	0	0%
Black/African American	0	0%
American Indian	0	0%
Other	0	0%
Total Respondents	6	
(skipped this question)	2	

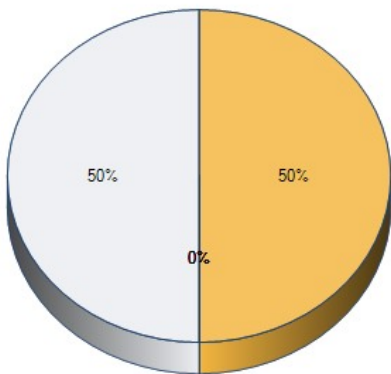
24. During your time at the University, did you attend full-time or part-time?



- Full-time
- Part-time

	Response Total	Response Percent
Full-time	0	0%
Part-time	6	100%
Total Respondents	6	
(skipped this question)	2	

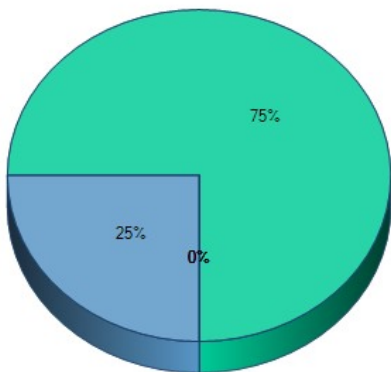
25. During your time at the University, approximately how many hours did you work per week?



- 0
- 1 - 10
- 11 - 20
- 21 - 30
- 31 - 40
- 40+

	Response Total	Response Percent
0	0	0%
1 - 10	0	0%
11 - 20	0	0%
21 - 30	0	0%
31 - 40	3	50%
40+	3	50%
Total Respondents	6	
(skipped this question)	2	

26. How many dependents do you have (not including yourself)?



- 1
- 2
- 3
- 4
- 5
- 5+

	Response Total	Response Percent
1	0	0%
2	1	25%
3	3	75%
4	0	0%
5	0	0%
5+	0	0%
Total Respondents	4	
(skipped this question)	4	