

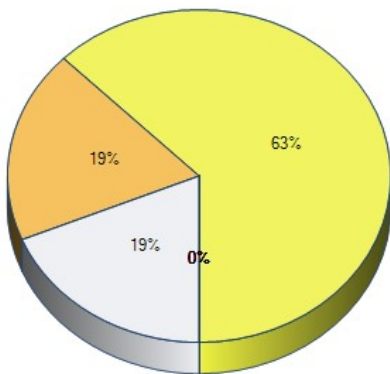
[Export Data CSV](#)

## Graduating Student Feedback 2019 & 2020

Survey Title: Graduating Student Feedback

### Responses By Question Analysis:

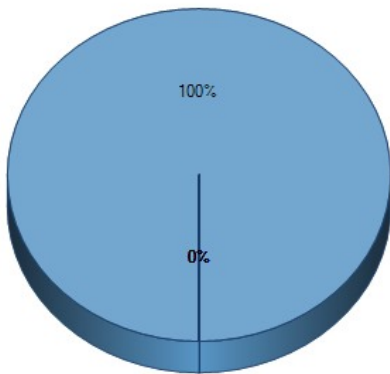
1. Please select the semester will you complete your program requirements from the list below:



	Response Total	Response Percent
Spring 2018	0	0%
Summer 2018	0	0%
Fall 2018	0	0%
Spring 2019	0	0%
Summer 2019	3	19%
Fall 2019	3	19%
Spring 2020	10	62%
Summer 2020	0	0%
Fall 2020	0	0%
Spring 2021	0	0%
Summer 2021	0	0%

**Total Respondents 16**

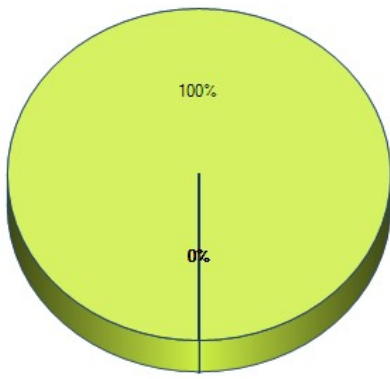
2. Please select the Degree you are currently completing at Fitchburg State University from the list below:



	Response Total	Response Percent
Bachelor of Arts (BA)	0	0%
Bachelor of Science (BS)	16	100%
Certificate of Advanced Graduate Study (CAGS)	0	0%
Master of Arts (MA)	0	0%
Master of Arts in Teaching (MAT)	0	0%
Master of Business Administration (MBA)	0	0%
Master of Education (MEd)	0	0%
Master of Science (MS)	0	0%

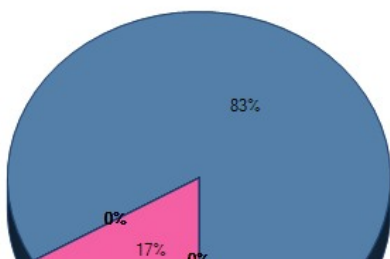
**Total Respondents 16**

3. Please select the major field your studied for your degree:

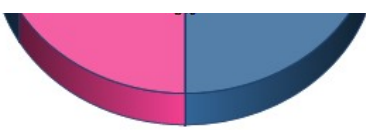












































	Response Total	Response Percent
Arts Education (MEd only)	0	0%
Biology	0	0%
Business Administration	0	0%
Chemistry	0	0%
Clinical Mental Health Counseling	0	0%
Communication (MS only)	0	0%
Communications Media	0	0%
Computer Information Systems	0	0%
Computer Science	0	0%
Criminal Justice	0	0%
Curriculum and Teaching	0	0%
Early Childhood Education	0	0%
Educational Leadership	0	0%
Economics	0	0%
Elementary Education	0	0%
English Studies	0	0%
Environmental and Earth Science	0	0%
Exercise and Sports Science	0	0%
Game Design	0	0%
Geographic Science and Technology	0	0%
History	0	0%
Human Services	0	0%
Industrial Technology	0	0%
Interdisciplinary Studies	0	0%
LECOM Early Acceptance	0	0%
Mathematics	0	0%
Middle School Education	0	0%
Nursing - General	0	0%
Nursing - LPN to Baccalaureate	0	0%
Nursing - RN to Baccalaureate	16	100%
Occupational/Vocational Education	0	0%
Political Science	0	0%
Psychological Science	0	0%
Sociology	0	0%
Special Education	0	0%
Technology Education (Grades 5-12)	0	0%
<b>Total Respondents</b>	<b>16</b>	

4 . Please select your minor from the list below:

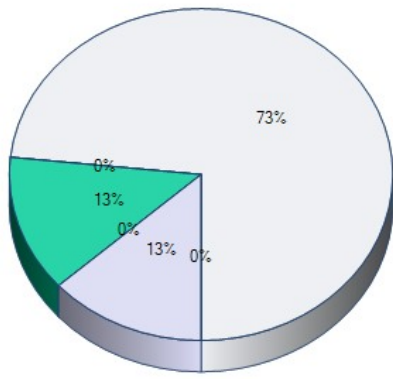


	Response Total	Response Percent
African-American Studies	0	0%
American Studies	0	0%
Art	0	0%
Art History	0	0%
Asian Studies	0	0%



 Biology	0	0%
 Business Administration	0	0%
 Chemistry	0	0%
 Communication Studies	0	0%
 Computer Science	0	0%
 Construction Technology	0	0%
 Criminal Justice	0	0%
 Deaf Studies	0	0%
 Disability Studies	0	0%
 Early Childhood Education	0	0%
 Economics	0	0%
 English Studies - Literature	0	0%
 English Studies -- Professional Writing	0	0%
 Environmental and Earth Science	0	0%
 Film Studies	0	0%
 French	0	0%
 Game Design	0	0%
 Geographic Design	0	0%
 History	0	0%
 History Secondary Education	0	0%
 Industrial Training	0	0%
 International Studies	0	0%
 Latin	0	0%
 Manufacturing Technology	0	0%
 Mathematics	0	0%
 Mathematics for Education	0	0%
 Middle School Education	0	0%
 Music	0	0%
 Neuroscience, Behavior, and Cognition	0	0%
 Peace Studies	0	0%
 Philosophy	0	0%
 Political Science	0	0%
 Psychological Science	1	17%
 Romance Languages	0	0%
 Social Science	0	0%
 Sociology	0	0%
 Spanish	0	0%
 Special Education	0	0%
 Studio Art	0	0%
 Theater	0	0%
 Women, Gender and Sexuality Studies	0	0%
 None	5	83%
<b>Total Respondents</b>	<b>6</b>	
<b>(skipped this question)</b>	<b>10</b>	

5. Please select the student group you most identify with from the list below:



	Response Total	Response Percent
Day Student	2	13%
Evening On Campus Student	0	0%
Evening On-line Student	2	13%
Evening Extended Campus Student	0	0%
Online Student	11	73%
Graduate Student	0	0%
<b>Total Respondents</b>	<b>15</b>	
<b>(skipped this question)</b>	<b>1</b>	

6. Please rate the following academic experiences at Fitchburg State University:

	Excellent	Very Good	Good	Fair	Poor	Not Applicable	Response Total	Points	Avg
Availability of classes (e.g. time offered, seats open)	46.15% (6)	23.08% (3)	30.77% (4)	0% (0)	0% (0)	0% (0)	13		
Frequency of course offerings	30.77% (4)	15.38% (2)	46.15% (6)	7.69% (1)	0% (0)	0% (0)	13		
Size of classes	53.85% (7)	30.77% (4)	15.38% (2)	0% (0)	0% (0)	0% (0)	13		
Quality of instruction	61.54% (8)	15.38% (2)	7.69% (1)	7.69% (1)	7.69% (1)	0% (0)	13		
Quality of texts and other instructional materials	61.54% (8)	15.38% (2)	23.08% (3)	0% (0)	0% (0)	0% (0)	13		
Availability of faculty outside of the classroom	38.46% (5)	38.46% (5)	23.08% (3)	0% (0)	0% (0)	0% (0)	13		
Timeliness and relevance of course content	53.85% (7)	23.08% (3)	23.08% (3)	0% (0)	0% (0)	0% (0)	13		
Quality of high impact (outside the classroom) experiences (e.g. internships, practicum, etc.)	30.77% (4)	23.08% (3)	7.69% (1)	0% (0)	0% (0)	38.46% (5)	13		
Overall level of challenge in the coursework	46.15% (6)	30.77% (4)	23.08% (3)	0% (0)	0% (0)	0% (0)	13		
Match between career goals and course-of-study requirements	53.85% (7)	30.77% (4)	15.38% (2)	0% (0)	0% (0)	0% (0)	13		
Overall level of faculty advisement	46.15% (6)	30.77% (4)	7.69% (1)	7.69% (1)	7.69% (1)	0% (0)	13		
<b>Total Respondents</b>							<b>13</b>		
<b>(skipped this question)</b>							<b>3</b>		

7. Please rate the quality of the facilities and activities offered at Fitchburg State University:

	Excellent	Very Good	Good	Fair	Poor	No Interaction	Response Total	Points	Avg
Classrooms	30.77% (4)	7.69% (1)	7.69% (1)	0% (0)	0% (0)	53.85% (7)	13		
Labs	16.67% (2)	8.33% (1)	8.33% (1)	0% (0)	0% (0)	66.67% (8)	12		
Other General facilities (e.g. studios, gym)	16.67% (2)	8.33% (1)	8.33% (1)	0% (0)	0% (0)	66.67% (8)	12		
Computer Labs	33.33% (4)	8.33% (1)	8.33% (1)	0% (0)	0% (0)	50% (6)	12		
Library	33.33% (4)	8.33% (1)	8.33% (1)	0% (0)	0% (0)	50% (6)	12		
Technology in the classroom	16.67% (2)	8.33% (1)	0% (0)	8.33% (1)	0% (0)	66.67% (8)	12		
Online technologies utilized in your classes	46.15% (6)	15.38% (2)	7.69% (1)	7.69% (1)	0% (0)	23.08% (3)	13		
Musical or theatrical performances on-campus	16.67% (2)	8.33% (1)	0% (0)	0% (0)	0% (0)	75% (9)	12		
Intramural athletic offerings	16.67% (2)	8.33% (1)	0% (0)	0% (0)	0% (0)	75% (9)	12		
Intercollegiate athletic events	16.67% (2)	8.33% (1)	0% (0)	0% (0)	0% (0)	75% (9)	12		
Greek Life	16.67% (2)	8.33% (1)	0% (0)	0% (0)	0% (0)	75% (9)	12		

Student Organizations	16.67% (2)	16.67% (2)	8.33% (1)	0% (0)	0% (0)	58.33% (7)	<b>12</b>
<b>Total Respondents</b>							<b>13</b>
(skipped this question)							3

**8.** How well did Fitchburg State University prepare you in terms of the following skill sets:

	Very Well	Well	Neutral	Poorly	Very Poorly	Response Total	Points	Avg	
Ability to think analytically and logically	84.62% (11)	15.38% (2)	0% (0)	0% (0)	0% (0)	<b>13</b>			
Ability to acquire new skills and knowledge on your own	84.62% (11)	15.38% (2)	0% (0)	0% (0)	0% (0)	<b>13</b>			
Ability to use the knowledge, ideas, or perspectives gained from your major field	84.62% (11)	15.38% (2)	0% (0)	0% (0)	0% (0)	<b>13</b>			
Ability to orally communicate well	69.23% (9)	23.08% (3)	7.69% (1)	0% (0)	0% (0)	<b>13</b>			
Ability to judge information/ideas/actions/conclusions based on sources/methods/reasoning	76.92% (10)	23.08% (3)	0% (0)	0% (0)	0% (0)	<b>13</b>			
Ability to write effectively	76.92% (10)	23.08% (3)	0% (0)	0% (0)	0% (0)	<b>13</b>			
Ability to use information technology in intellectual and/or professional pursuits	76.92% (10)	23.08% (3)	0% (0)	0% (0)	0% (0)	<b>13</b>			
Ability to understand and appreciate cultural and ethnic differences between people	76.92% (10)	23.08% (3)	0% (0)	0% (0)	0% (0)	<b>13</b>			
Ability to understand international perspectives on economic, political, social, and cultural issues	76.92% (10)	23.08% (3)	0% (0)	0% (0)	0% (0)	<b>13</b>			
Ability to gain an understanding of or appreciation for the arts	53.85% (7)	38.46% (5)	7.69% (1)	0% (0)	0% (0)	<b>13</b>			
Ability to understand and apply quantitative principles and methods	69.23% (9)	23.08% (3)	7.69% (1)	0% (0)	0% (0)	<b>13</b>			
Ability to understand scientific method	58.33% (7)	33.33% (4)	8.33% (1)	0% (0)	0% (0)	<b>12</b>			
<b>Total Respondents</b>							<b>13</b>		
(skipped this question)							3		

**9.** How well did Fitchburg State University prepare you for the following personal and professional situational skill sets:

	Very Well	Well	Neutral	Poorly	Very Poorly	Response Total	Points	Avg	
Your ability to work as a member of a team or group	61.54% (8)	23.08% (3)	15.38% (2)	0% (0)	0% (0)	<b>13</b>			
Your ability to get along with people of diverse backgrounds and perspectives	69.23% (9)	23.08% (3)	7.69% (1)	0% (0)	0% (0)	<b>13</b>			
Your ability to lead others effectively	76.92% (10)	15.38% (2)	7.69% (1)	0% (0)	0% (0)	<b>13</b>			
Your ability to evaluate and choose between alternative courses of action	76.92% (10)	23.08% (3)	0% (0)	0% (0)	0% (0)	<b>13</b>			
Your awareness of contemporary issues and their causes and consequences	84.62% (11)	15.38% (2)	0% (0)	0% (0)	0% (0)	<b>13</b>			
<b>Total Respondents</b>							<b>13</b>		
(skipped this question)							3		

**10.** We are always looking for feedback to help us with quality and improvements. Is there something you would like to share with us regarding facilities or your program that wasn't captured above?

1. I was extremely disappointed to not be recognized as graduating with honors at graduation. I entered the university with a Magna cum Laude gpa and graduated this winter commencement with a 3.52 from the online rn-bsn program. Already entering as an RN with an associates degree to complete the. BSN program does not require 45 credits. This is extremely unfair to your future BSN graduates.
2. I had a major lack of advisement during my program. I felt like I was only guided my first 8 week semester and luckily I wrote all the classes down because I never spoke to my advisor again. I emailed her on multiple occasions to open classes while enrolled in a pre-req or questions about future classes and no reply. When I would call, I would get the response "did you email your advisor" or "I'll email her and get back to you" -- never got back to me. Luckily, I was able to pretty much figure out the classes on my own and wrote every word from our first and only advisor phone call down or else I wouldn't be graduating. Major improvement needed.

(skipped this question)

14

11. What is your level of agreement with the following statements:

	Strongly Agree	Agree	Neutral	Disagree	Strongly Disagree	No Basis for Judgement	Response Total	Points	Avg
Faculty demonstrated commitment to my learning, personal well being and success	66.67% (8)	25% (3)	8.33% (1)	0% (0)	0% (0)	0% (0)	12		
Administrators (e.g. vice presidents, deans and directors) demonstrated commitment to my learning, personal well being and success	50% (6)	0% (0)	25% (3)	0% (0)	0% (0)	25% (3)	12		
Other University staff demonstrated commitment to my learning, personal well being and success	50% (6)	8.33% (1)	33.33% (4)	0% (0)	0% (0)	8.33% (1)	12		
Library resources (e.g. books, database subscriptions, inter-library loan) were adequate for my research and learning needs	66.67% (8)	8.33% (1)	25% (3)	0% (0)	0% (0)	0% (0)	12		
Library hours and web resource availability were adequate for my research and learning needs	66.67% (8)	8.33% (1)	16.67% (2)	0% (0)	0% (0)	8.33% (1)	12		
Library staff were knowledgeable and demonstrated commitment to my learning and academic success.	54.55% (6)	9.09% (1)	9.09% (1)	0% (0)	0% (0)	27.27% (3)	11		
I learned about research strategies and sources of information from the library staff.	58.33% (7)	8.33% (1)	16.67% (2)	0% (0)	0% (0)	16.67% (2)	12		
<b>Total Respondents</b>							<b>12</b>		
(skipped this question)							4		

12. Please rate your overall experience with the following offices, programs and services at Fitchburg State University:

	Very Positive	Mostly Positive	Neutral	Mostly Negative	Very Negative	No Interaction	Was Unaware	Response Total	Points	Avg
Academic Department Office/Staff	50% (6)	16.67% (2)	8.33% (1)	0% (0)	0% (0)	16.67% (2)	8.33% (1)	12		
Admissions Office	50% (6)	8.33% (1)	16.67% (2)	0% (0)	0% (0)	16.67% (2)	8.33% (1)	12		
Advising Center	50% (6)	0% (0)	8.33% (1)	0% (0)	8.33% (1)	25% (3)	8.33% (1)	12		
Bookstore	36.36% (4)	0% (0)	36.36% (4)	0% (0)	0% (0)	18.18% (2)	9.09% (1)	11		
Capital Planning and Maintenance (e.g. buildings & grounds)	27.27% (3)	9.09% (1)	9.09% (1)	0% (0)	0% (0)	36.36% (4)	18.18% (2)	11		
Career Counseling Office	36.36% (4)	9.09% (1)	9.09% (1)	0% (0)	0% (0)	27.27% (3)	18.18% (2)	11		
Center for Diversity and Inclusiveness	27.27% (3)	0% (0)	9.09% (1)	0% (0)	0% (0)	45.45% (5)	18.18% (2)	11		
Chartwell's Dining Services	27.27% (3)	0% (0)	18.18% (2)	0% (0)	0% (0)	36.36% (4)	18.18% (2)	11		
Commuter Affairs	30% (3)	0% (0)	10% (1)	0% (0)	0% (0)	40% (4)	20% (2)	10		
Counseling Services	27.27% (3)	9.09% (1)	9.09% (1)	0% (0)	0% (0)	36.36% (4)	18.18% (2)	11		
Disability Services	27.27% (3)	0% (0)	9.09% (1)	0% (0)	0% (0)	45.45% (5)	18.18% (2)	11		
Financial Aid	54.55% (6)	9.09% (1)	9.09% (1)	0% (0)	0% (0)	18.18% (2)	9.09% (1)	11		
Graduate and										

Continuing Education (GCE)	50% (6)	8.33% (1)	8.33% (1)	0% (0)	0% (0)	25% (3)	8.33% (1)	<b>12</b>
Health Services	36.36% (4)	9.09% (1)	9.09% (1)	0% (0)	0% (0)	36.36% (4)	9.09% (1)	<b>11</b>
Housing and Residential Services	27.27% (3)	9.09% (1)	9.09% (1)	0% (0)	0% (0)	36.36% (4)	18.18% (2)	<b>11</b>
Information Desk (Hammond Hall)	27.27% (3)	0% (0)	9.09% (1)	0% (0)	0% (0)	45.45% (5)	18.18% (2)	<b>11</b>
International Education (e.g. study abroad)	27.27% (3)	0% (0)	9.09% (1)	0% (0)	0% (0)	45.45% (5)	18.18% (2)	<b>11</b>
On-campus Job Recruitment	27.27% (3)	0% (0)	9.09% (1)	0% (0)	0% (0)	45.45% (5)	18.18% (2)	<b>11</b>
One Card	36.36% (4)	9.09% (1)	9.09% (1)	0% (0)	0% (0)	27.27% (3)	18.18% (2)	<b>11</b>
Online Services (e.g. financial aid, registration, add/drop)	45.45% (5)	9.09% (1)	9.09% (1)	0% (0)	0% (0)	18.18% (2)	18.18% (2)	<b>11</b>
Parking	36.36% (4)	0% (0)	9.09% (1)	9.09% (1)	0% (0)	27.27% (3)	18.18% (2)	<b>11</b>
Recreation Services	27.27% (3)	9.09% (1)	9.09% (1)	0% (0)	0% (0)	36.36% (4)	18.18% (2)	<b>11</b>
Registrar's Office	54.55% (6)	18.18% (2)	0% (0)	18.18% (2)	0% (0)	0% (0)	9.09% (1)	<b>11</b>
Shuttle Service	27.27% (3)	0% (0)	9.09% (1)	9.09% (1)	0% (0)	36.36% (4)	18.18% (2)	<b>11</b>
Student Accounts	45.45% (5)	18.18% (2)	9.09% (1)	9.09% (1)	0% (0)	9.09% (1)	9.09% (1)	<b>11</b>
Student Development Office	27.27% (3)	0% (0)	9.09% (1)	0% (0)	0% (0)	45.45% (5)	18.18% (2)	<b>11</b>
Technology Help Desk	27.27% (3)	9.09% (1)	18.18% (2)	0% (0)	0% (0)	27.27% (3)	18.18% (2)	<b>11</b>
Tutor Center	27.27% (3)	9.09% (1)	9.09% (1)	0% (0)	0% (0)	36.36% (4)	18.18% (2)	<b>11</b>
University Catalog	27.27% (3)	9.09% (1)	9.09% (1)	9.09% (1)	0% (0)	36.36% (4)	9.09% (1)	<b>11</b>
University Email	33.33% (4)	0% (0)	25% (3)	8.33% (1)	0% (0)	25% (3)	8.33% (1)	<b>12</b>
University Police	27.27% (3)	0% (0)	18.18% (2)	0% (0)	0% (0)	36.36% (4)	18.18% (2)	<b>11</b>
University Website	41.67% (5)	0% (0)	25% (3)	8.33% (1)	0% (0)	16.67% (2)	8.33% (1)	<b>12</b>
Veteran Services	27.27% (3)	0% (0)	9.09% (1)	0% (0)	0% (0)	45.45% (5)	18.18% (2)	<b>11</b>
Volunteer Center	27.27% (3)	0% (0)	9.09% (1)	0% (0)	0% (0)	45.45% (5)	18.18% (2)	<b>11</b>
<b>Total Respondents</b>								<b>12</b>
(skipped this question)								4

**13.** Is there something that you would like to share with us regarding our faculty, staff, or administrators that wasn't captured in the questions above?

[No Answer Entered]

No responses were entered for this question.

**Total Respondents 0**

(skipped this question) 16

**14.** Is there something you would like to share with us regarding our offices, programs and services at Fitchburg State University that wasn't captured in the questions above?

[No Answer Entered]

No responses were entered for this question.

**Total Respondents 0**

(skipped this question) 16

**15.** Please select your level of agreement with the following statements:

	Very High	High	Average	Low	Very Low	Response Total	Points	Avg
Overall satisfaction with my experience with Fitchburg State University	66.67% (8)	16.67% (2)	16.67% (2)	0% (0)	0% (0)	<b>12</b>		
Likelihood that I will recommend the University to others	66.67% (8)	16.67% (2)	16.67% (2)	0% (0)	0% (0)	<b>12</b>		
Likelihood that I will stay connected to the campus after completion of my degree	58.33% (7)	0% (0)	16.67% (2)	16.67% (2)	8.33% (1)	<b>12</b>		
<b>Total Respondents</b>						<b>12</b>		
(skipped this question)						4		

**16.** As we have stated previously, we are always looking for feedback that will help us improve. Is there something more you would like to share with us about your overall experience at Fitchburg State University?

[No Answer Entered]

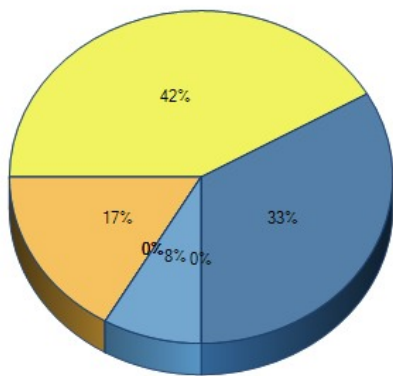
No responses were entered for this question.

(skipped this question) 16

17. As you prepare to leave Fitchburg State University, we would like to know about your short-term plans. Please mark each of the following as they relate to you currently.

	Yes	No	Not Applicable	Response Total	Points	Avg
I am currently employed or have a job offer in a field closely related to my current program of study	91.67% (11)	8.33% (1)	0% (0)	12		
I am currently employed or have a job offer in a field that is not related to my current program of study	18.18% (2)	45.45% (5)	36.36% (4)	11		
I am searching for employment in a field closely related to my current program of study	27.27% (3)	36.36% (4)	36.36% (4)	11		
I am searching for employment in a field not closely related to my current program of study	18.18% (2)	45.45% (5)	36.36% (4)	11		
I have been accepted into a graduate program to continue my education at Fitchburg State University	9.09% (1)	63.64% (7)	27.27% (3)	11		
I have been accepted into a graduate or doctoral program to continue my education at another institution	9.09% (1)	63.64% (7)	27.27% (3)	11		
I am not planning to continue my education at this time	36.36% (4)	36.36% (4)	27.27% (3)	11		
I am pursuing the military	9.09% (1)	72.73% (8)	18.18% (2)	11		
<b>Total Respondents</b>				<b>12</b>		
(skipped this question)				4		

18. What is your current or expected (if you are just starting a new position) annual salary?



	Response Total	Response Percent
None - not working	0	0%
Less than \$20,000	1	8%
\$20,001 - \$30,000	0	0%
\$30,001 - \$40,000	0	0%
\$40,001 - \$50,000	0	0%
\$50,001 - \$60,000	2	17%
\$60,001 +	5	42%
Prefer not to disclose	4	33%
<b>Total Respondents</b>	<b>12</b>	
(skipped this question)	4	

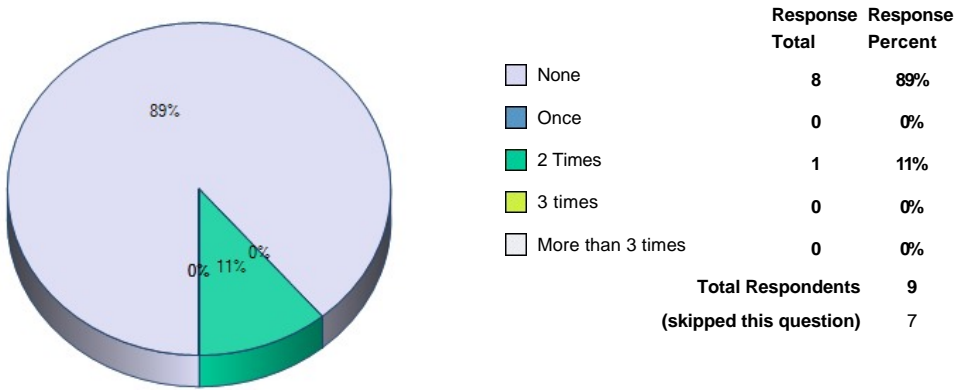
19. How would you rate the importance of the following while attending Fitchburg State University:

	Very Important	Important	Neutral	Unimportant	Very Unimportant	Response Total	Points	Avg
Small, New England campus	50% (6)	0% (0)	41.67% (5)	0% (0)	8.33% (1)	12		
Low student-to-faculty ratio	58.33% (7)	8.33% (1)	33.33% (4)	0% (0)	0% (0)	12		
Accessible to my work/home/family	72.73% (8)	9.09% (1)	18.18% (2)	0% (0)	0% (0)	11		
Close-knit, friendly culture	45.45% (5)	9.09% (1)	45.45% (5)	0% (0)	0% (0)	11		
Diversity of student body	36.36% (4)	9.09% (1)	54.55% (6)	0% (0)	0% (0)	11		
Academic program(s)	63.64% (7)	0% (0)	36.36% (4)	0% (0)	0% (0)	11		
Affordability	90.91% (10)	0% (0)	9.09% (1)	0% (0)	0% (0)	11		
Faculty	72.73% (8)	0% (0)	27.27% (3)	0% (0)	0% (0)	11		
Residential life	36.36% (4)	9.09% (1)	45.45% (5)	0% (0)	9.09% (1)	11		



Facilities	36.36% (4)	9.09% (1)	45.45% (5)	0% (0)	9.09% (1)	11
Financial Aid	81.82% (9)	0% (0)	18.18% (2)	0% (0)	0% (0)	11
Many activities in the region	45.45% (5)	0% (0)	45.45% (5)	0% (0)	9.09% (1)	11
Services/support to first generation students	45.45% (5)	0% (0)	54.55% (6)	0% (0)	0% (0)	11
Volunteer opportunities	36.36% (4)	0% (0)	63.64% (7)	0% (0)	0% (0)	11
Athletics	36.36% (4)	0% (0)	54.55% (6)	0% (0)	9.09% (1)	11
Military-friendly	54.55% (6)	0% (0)	45.45% (5)	0% (0)	0% (0)	11
LGBTQ-friendly	45.45% (5)	0% (0)	54.55% (6)	0% (0)	0% (0)	11
Honors Program	36.36% (4)	0% (0)	63.64% (7)	0% (0)	0% (0)	11
Employment prospects	54.55% (6)	9.09% (1)	36.36% (4)	0% (0)	0% (0)	11
Internships	36.36% (4)	9.09% (1)	54.55% (6)	0% (0)	0% (0)	11
Study Abroad opportunities	36.36% (4)	0% (0)	63.64% (7)	0% (0)	0% (0)	11
ROTC/National Guard	36.36% (4)	0% (0)	54.55% (6)	0% (0)	9.09% (1)	11
<b>Total Respondents</b>						<b>12</b>
(skipped this question)						4

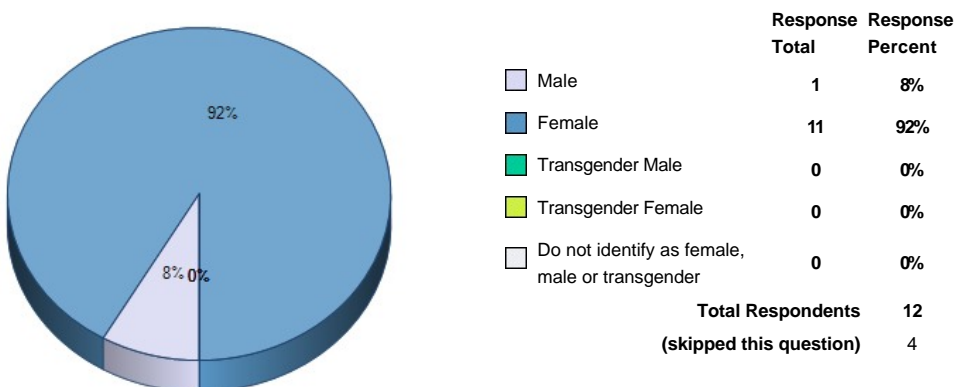
20. How many times did you change your major at Fitchburg State University?



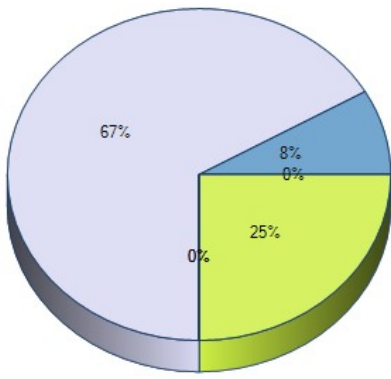
21. As you finish your degree journey at Fitchburg State University, we would like to know how much your time here has impacted your growth. Please select the answer that best fits our impact on your growth below.

	Very Significant	Significant	No Change	Insignificant	Very Insignificant	Response Total	Points	Avg
Academic Growth (broadened your perception of the need to learn)	72.73% (8)	9.09% (1)	18.18% (2)	0% (0)	0% (0)	11		
Personal Growth	66.67% (8)	16.67% (2)	16.67% (2)	0% (0)	0% (0)	12		
Professional Growth (broaden your understanding of the need to continue to learn to achieve your career goals)	66.67% (8)	16.67% (2)	16.67% (2)	0% (0)	0% (0)	12		
<b>Total Respondents</b>						<b>12</b>		
(skipped this question)						4		

22. To which gender identity do you most identify?



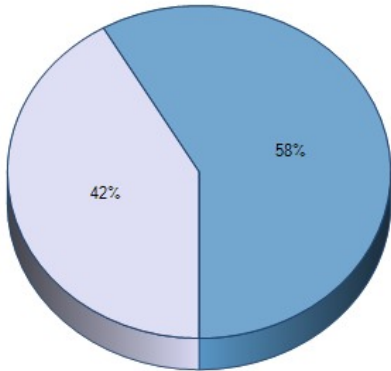
23. To which racial heritage do you predominantly identify?



	Response Total	Response Percent
White/Caucasian	8	67%
Asian	1	8%
Hispanic/Latino	0	0%
Black/African American	3	25%
American Indian	0	0%
Other	0	0%

**Total Respondents** 12  
**(skipped this question)** 4

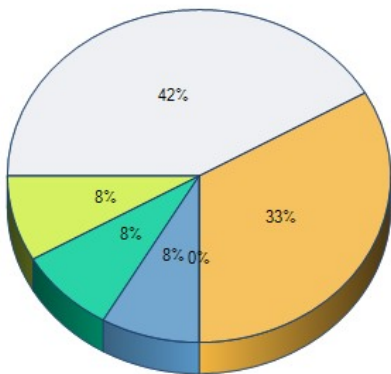
24. During your time at the University, did you attend full-time or part-time?



	Response Total	Response Percent
Full-time	5	42%
Part-time	7	58%

**Total Respondents** 12  
**(skipped this question)** 4

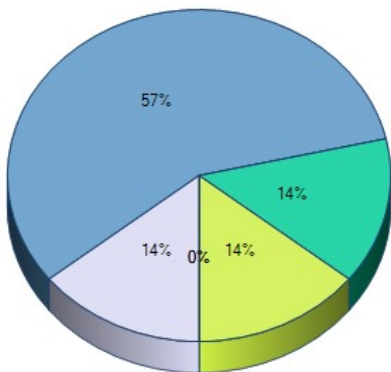
25. During your time at the University, approximately how many hours did you work per week?



	Response Total	Response Percent
0	0	0%
1 - 10	1	8%
11 - 20	1	8%
21 - 30	1	8%
31 - 40	5	42%
40+	4	33%

**Total Respondents** 12  
**(skipped this question)** 4

26. How many dependents do you have (not including yourself)?



	Response Total	Response Percent
1	1	14%
2	4	57%
3	1	14%
4	1	14%
5	0	0%
5+	0	0%

**Total Respondents** 7  
**(skipped this question)** 9