

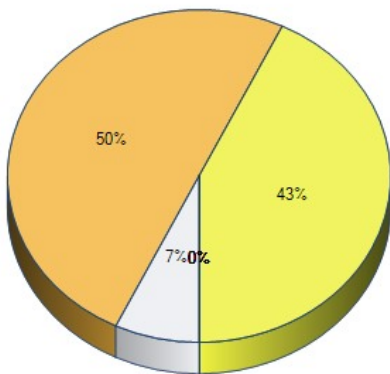
[Export Data CSV](#)

Graduating Student Feedback 2019 & 2020

Survey Title: Graduating Student Feedback

Responses By Question Analysis:

1. Please select the semester will you complete your program requirements from the list below:



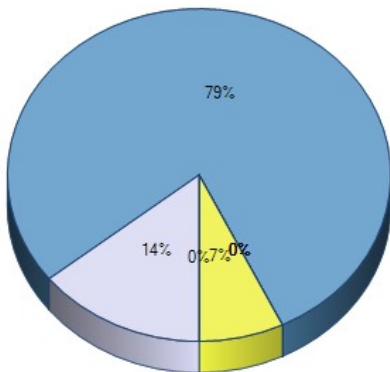
- Spring 2018
- Summer 2018
- Fall 2018
- Spring 2019
- Summer 2019
- Fall 2019
- Spring 2020
- Summer 2020
- Fall 2020
- Spring 2021
- Summer 2021

Response Total	Response Percent
----------------	------------------

0	0%
0	0%
0	0%
0	0%
1	7%
7	50%
6	43%
0	0%
0	0%
0	0%
0	0%
0	0%

Total Respondents 14

2. Please select the Degree you are currently completing at Fitchburg State University from the list below:



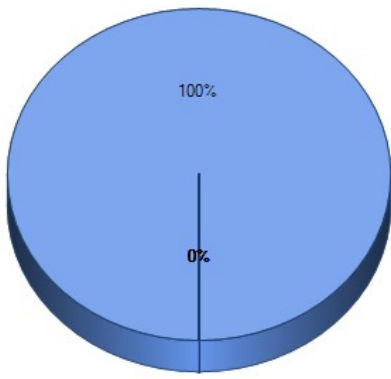
- Bachelor of Arts (BA)
- Bachelor of Science (BS)
- Certificate of Advanced Graduate Study (CAGS)
- Master of Arts (MA)
- Master of Arts in Teaching (MAT)
- Master of Business Administration (MBA)
- Master of Education (MEd)
- Master of Science (MS)

Response Total	Response Percent
----------------	------------------

2	14%
11	79%
0	0%
0	0%
0	0%
0	0%
1	7%
0	0%

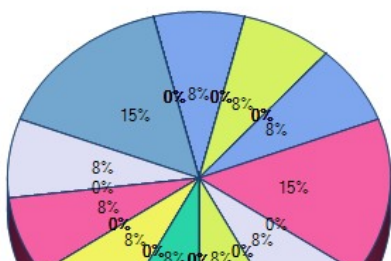
Total Respondents 14

3. Please select the major field your studied for your degree:



	Response Total	Response Percent
Arts Education (MEd only)	0	0%
Biology	0	0%
Business Administration	0	0%
Chemistry	0	0%
Clinical Mental Health Counseling	0	0%
Communication (MS only)	0	0%
Communications Media	0	0%
Computer Information Systems	0	0%
Computer Science	0	0%
Criminal Justice	0	0%
Curriculum and Teaching	0	0%
Early Childhood Education	0	0%
Educational Leadership	0	0%
Economics	0	0%
Elementary Education	0	0%
English Studies	0	0%
Environmental and Earth Science	0	0%
Exercise and Sports Science	0	0%
Game Design	0	0%
Geographic Science and Technology	0	0%
History	0	0%
Human Services	0	0%
Industrial Technology	0	0%
Interdisciplinary Studies	14	100%
LECOM Early Acceptance	0	0%
Mathematics	0	0%
Middle School Education	0	0%
Nursing - General	0	0%
Nursing - LPN to Baccalaureate	0	0%
Nursing - RN to Baccalaureate	0	0%
Occupational/Vocational Education	0	0%
Political Science	0	0%
Psychological Science	0	0%
Sociology	0	0%
Special Education	0	0%
Technology Education (Grades 5-12)	0	0%
Total Respondents	14	

4. Please select your minor from the list below:

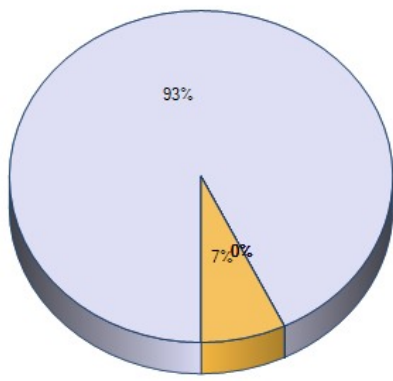


	Response Total	Response Percent
African-American Studies	0	0%
American Studies	0	0%
Art	1	8%
Art History	0	0%
Asian Studies	0	0%



Biology	0	0%
Business Administration	1	8%
Chemistry	0	0%
Communication Studies	0	0%
Computer Science	0	0%
Construction Technology	0	0%
Criminal Justice	1	8%
Deaf Studies	0	0%
Disability Studies	1	8%
Early Childhood Education	2	15%
Economics	0	0%
English Studies - Literature	0	0%
English Studies -- Professional Writing	0	0%
Environmental and Earth Science	0	0%
Film Studies	0	0%
French	0	0%
Game Design	0	0%
Geographic Design	0	0%
History	1	8%
History Secondary Education	0	0%
Industrial Training	0	0%
International Studies	0	0%
Latin	0	0%
Manufacturing Technology	0	0%
Mathematics	1	8%
Mathematics for Education	0	0%
Middle School Education	0	0%
Music	0	0%
Neuroscience, Behavior, and Cognition	0	0%
Peace Studies	0	0%
Philosophy	0	0%
Political Science	1	8%
Psychological Science	2	15%
Romance Languages	0	0%
Social Science	1	8%
Sociology	0	0%
Spanish	0	0%
Special Education	1	8%
Studio Art	0	0%
Theater	0	0%
Women, Gender and Sexuality Studies	0	0%
None	0	0%
Total Respondents	13	
(skipped this question)	1	

5. Please select the student group you most identify with from the list below:



	Response Total	Response Percent
Day Student	13	93%
Evening On Campus Student	0	0%
Evening On-line Student	0	0%
Evening Extended Campus Student	0	0%
Online Student	0	0%
Graduate Student	1	7%
Total Respondents	14	

6. Please rate the following academic experiences at Fitchburg State University:

	Excellent	Very Good	Good	Fair	Poor	Not Applicable	Response Total	Points	Avg
Availability of classes (e.g. time offered, seats open)	0% (0)	40% (4)	50% (5)	10% (1)	0% (0)	0% (0)	10		
Frequency of course offerings	10% (1)	10% (1)	50% (5)	30% (3)	0% (0)	0% (0)	10		
Size of classes	22.22% (2)	33.33% (3)	33.33% (3)	11.11% (1)	0% (0)	0% (0)	9		
Quality of instruction	11.11% (1)	33.33% (3)	55.56% (5)	0% (0)	0% (0)	0% (0)	9		
Quality of texts and other instructional materials	10% (1)	30% (3)	50% (5)	0% (0)	10% (1)	0% (0)	10		
Availability of faculty outside of the classroom	20% (2)	30% (3)	40% (4)	10% (1)	0% (0)	0% (0)	10		
Timeliness and relevance of course content	20% (2)	30% (3)	30% (3)	20% (2)	0% (0)	0% (0)	10		
Quality of high impact (outside the classroom) experiences (e.g. internships, practicum, etc.)	20% (2)	20% (2)	40% (4)	0% (0)	0% (0)	20% (2)	10		
Overall level of challenge in the coursework	9.09% (1)	54.55% (6)	36.36% (4)	0% (0)	0% (0)	0% (0)	11		
Match between career goals and course-of-study requirements	20% (2)	30% (3)	40% (4)	10% (1)	0% (0)	0% (0)	10		
Overall level of faculty advisement	18.18% (2)	36.36% (4)	36.36% (4)	9.09% (1)	0% (0)	0% (0)	11		
Total Respondents							10		
(skipped this question)							4		

7. Please rate the quality of the facilities and activities offered at Fitchburg State University:

	Excellent	Very Good	Good	Fair	Poor	No Interaction	Response Total	Points	Avg
Classrooms	10% (1)	30% (3)	50% (5)	10% (1)	0% (0)	0% (0)	10		
Labs	10% (1)	50% (5)	20% (2)	0% (0)	0% (0)	20% (2)	10		
Other General facilities (e.g. studios, gym)	10% (1)	30% (3)	20% (2)	10% (1)	0% (0)	30% (3)	10		
Computer Labs	10% (1)	40% (4)	40% (4)	0% (0)	0% (0)	10% (1)	10		
Library	27.27% (3)	63.64% (7)	9.09% (1)	0% (0)	0% (0)	0% (0)	11		
Technology in the classroom	11.11% (1)	33.33% (3)	22.22% (2)	33.33% (3)	0% (0)	0% (0)	9		
Online technologies utilized in your classes	10% (1)	40% (4)	10% (1)	30% (3)	0% (0)	10% (1)	10		
Musical or theatrical performances on-campus	20% (2)	20% (2)	30% (3)	0% (0)	0% (0)	30% (3)	10		
Intramural athletic offerings	20% (2)	20% (2)	20% (2)	0% (0)	0% (0)	40% (4)	10		
Intercollegiate athletic events	20% (2)	20% (2)	20% (2)	0% (0)	0% (0)	40% (4)	10		
Greek Life	0% (0)	10% (1)	20% (2)	0% (0)	10% (1)	60% (6)	10		

Student Organizations	10% (1)	10% (1)	20% (2)	10% (1)	0% (0)	50% (5)	10		
	Total Respondents						10		
	(skipped this question)						4		

8. How well did Fitchburg State University prepare you in terms of the following skill sets:

	Very Well	Well	Neutral	Poorly	Very Poorly	Response Total	Points	Avg	
Ability to think analytically and logically	40% (4)	50% (5)	10% (1)	0% (0)	0% (0)	10			
Ability to acquire new skills and knowledge on your own	30% (3)	60% (6)	10% (1)	0% (0)	0% (0)	10			
Ability to use the knowledge, ideas, or perspectives gained from your major field	30% (3)	60% (6)	10% (1)	0% (0)	0% (0)	10			
Ability to orally communicate well	30% (3)	70% (7)	0% (0)	0% (0)	0% (0)	10			
Ability to judge information/ideas/actions/conclusions based on sources/methods/reasoning	40% (4)	50% (5)	10% (1)	0% (0)	0% (0)	10			
Ability to write effectively	40% (4)	60% (6)	0% (0)	0% (0)	0% (0)	10			
Ability to use information technology in intellectual and/or professional pursuits	30% (3)	70% (7)	0% (0)	0% (0)	0% (0)	10			
Ability to understand and appreciate cultural and ethnic differences between people	30% (3)	60% (6)	10% (1)	0% (0)	0% (0)	10			
Ability to understand international perspectives on economic, political, social, and cultural issues	40% (4)	60% (6)	0% (0)	0% (0)	0% (0)	10			
Ability to gain an understanding of or appreciation for the arts	40% (4)	50% (5)	10% (1)	0% (0)	0% (0)	10			
Ability to understand and apply quantitative principles and methods	40% (4)	60% (6)	0% (0)	0% (0)	0% (0)	10			
Ability to understand scientific method	30% (3)	70% (7)	0% (0)	0% (0)	0% (0)	10			
	Total Respondents						10		
	(skipped this question)						4		

9. How well did Fitchburg State University prepare you for the following personal and professional situational skill sets:

	Very Well	Well	Neutral	Poorly	Very Poorly	Response Total	Points	Avg	
Your ability to work as a member of a team or group	60% (6)	40% (4)	0% (0)	0% (0)	0% (0)	10			
Your ability to get along with people of diverse backgrounds and perspectives	60% (6)	40% (4)	0% (0)	0% (0)	0% (0)	10			
Your ability to lead others effectively	60% (6)	40% (4)	0% (0)	0% (0)	0% (0)	10			
Your ability to evaluate and choose between alternative courses of action	50% (5)	50% (5)	0% (0)	0% (0)	0% (0)	10			
Your awareness of contemporary issues and their causes and consequences	50% (5)	50% (5)	0% (0)	0% (0)	0% (0)	10			
	Total Respondents						10		
	(skipped this question)						4		

10. We are always looking for feedback to help us with quality and improvements. Is there something you would like to share with us regarding facilities or your program that wasn't captured above?

- Expanding the online course options would allow more flexibility for full-time students that also work part or full-time.
As a working parent I found it very difficult to attend classes at a convenient time. I understand that, especially with a pursuit in education, that being available during the day is important; however more options for working parents would have been ideal.
- Classrooms at McKay are always freezing!

Total Respondents 3

(skipped this question)

11

11. What is your level of agreement with the following statements:

	Strongly Agree	Agree	Neutral	Disagree	Strongly Disagree	No Basis for Judgement	Response Total	Points	Avg
Faculty demonstrated commitment to my learning, personal well being and success	25% (2)	75% (6)	0% (0)	0% (0)	0% (0)	0% (0)	8		
Administrators (e.g. vice presidents, deans and directors) demonstrated commitment to my learning, personal well being and success	12.5% (1)	75% (6)	12.5% (1)	0% (0)	0% (0)	0% (0)	8		
Other University staff demonstrated commitment to my learning, personal well being and success	12.5% (1)	50% (4)	25% (2)	0% (0)	0% (0)	12.5% (1)	8		
Library resources (e.g. books, database subscriptions, inter-library loan) were adequate for my research and learning needs	25% (2)	75% (6)	0% (0)	0% (0)	0% (0)	0% (0)	8		
Library hours and web resource availability were adequate for my research and learning needs	37.5% (3)	50% (4)	0% (0)	12.5% (1)	0% (0)	0% (0)	8		
Library staff were knowledgeable and demonstrated commitment to my learning and academic success.	25% (2)	50% (4)	12.5% (1)	0% (0)	0% (0)	12.5% (1)	8		
I learned about research strategies and sources of information from the library staff.	12.5% (1)	50% (4)	25% (2)	0% (0)	0% (0)	12.5% (1)	8		
							Total Respondents	8	
							(skipped this question)	6	

12. Please rate your overall experience with the following offices, programs and services at Fitchburg State University:

	Very Positive	Mostly Positive	Neutral	Mostly Negative	Very Negative	No Interaction	Was Unaware	Response Total	Points	Avg
Academic Department Office/Staff	50% (4)	37.5% (3)	12.5% (1)	0% (0)	0% (0)	0% (0)	0% (0)	8		
Admissions Office	37.5% (3)	37.5% (3)	25% (2)	0% (0)	0% (0)	0% (0)	0% (0)	8		
Advising Center	37.5% (3)	37.5% (3)	12.5% (1)	0% (0)	0% (0)	12.5% (1)	0% (0)	8		
Bookstore	25% (2)	50% (4)	12.5% (1)	0% (0)	0% (0)	12.5% (1)	0% (0)	8		
Capital Planning and Maintenance (e.g. buildings & grounds)	25% (2)	25% (2)	25% (2)	0% (0)	0% (0)	25% (2)	0% (0)	8		
Career Counseling Office	12.5% (1)	37.5% (3)	12.5% (1)	0% (0)	0% (0)	37.5% (3)	0% (0)	8		
Center for Diversity and Inclusiveness	12.5% (1)	25% (2)	25% (2)	0% (0)	0% (0)	37.5% (3)	0% (0)	8		
Chartwell's Dining Services	11.11% (1)	33.33% (3)	11.11% (1)	11.11% (1)	0% (0)	33.33% (3)	0% (0)	9		
Commuter Affairs	12.5% (1)	37.5% (3)	12.5% (1)	0% (0)	0% (0)	37.5% (3)	0% (0)	8		
Counseling Services	12.5% (1)	50% (4)	0% (0)	0% (0)	0% (0)	37.5% (3)	0% (0)	8		
Disability Services	12.5% (1)	37.5% (3)	0% (0)	0% (0)	0% (0)	50% (4)	0% (0)	8		
Financial Aid	37.5% (3)	25% (2)	25% (2)	0% (0)	0% (0)	12.5% (1)	0% (0)	8		
Graduate and Continuing Education (GCE)	12.5% (1)	37.5% (3)	25% (2)	0% (0)	0% (0)	25% (2)	0% (0)	8		
Health Services	12.5% (1)	25% (2)	25% (2)	0% (0)	0% (0)	37.5% (3)	0% (0)	8		
Housing and Residential Services	12.5% (1)	25% (2)	12.5% (1)	0% (0)	0% (0)	50% (4)	0% (0)	8		

Information Desk (Hammond Hall)	12.5% (1)	37.5% (3)	25% (2)	0% (0)	0% (0)	25% (2)	0% (0)	8
International Education (e.g. study abroad)	0% (0)	37.5% (3)	25% (2)	0% (0)	0% (0)	37.5% (3)	0% (0)	8
On-campus Job Recruitment	0% (0)	25% (2)	12.5% (1)	0% (0)	0% (0)	62.5% (5)	0% (0)	8
One Card	28.57% (2)	42.86% (3)	14.29% (1)	0% (0)	0% (0)	14.29% (1)	0% (0)	7
Online Services (e.g. financial aid, registration, add/drop)	37.5% (3)	50% (4)	12.5% (1)	0% (0)	0% (0)	0% (0)	0% (0)	8
Parking	0% (0)	25% (2)	25% (2)	37.5% (3)	0% (0)	12.5% (1)	0% (0)	8
Recreation Services	12.5% (1)	37.5% (3)	12.5% (1)	0% (0)	0% (0)	37.5% (3)	0% (0)	8
Registrar's Office	37.5% (3)	50% (4)	12.5% (1)	0% (0)	0% (0)	0% (0)	0% (0)	8
Shuttle Service	12.5% (1)	25% (2)	12.5% (1)	0% (0)	0% (0)	50% (4)	0% (0)	8
Student Accounts	37.5% (3)	37.5% (3)	12.5% (1)	12.5% (1)	0% (0)	0% (0)	0% (0)	8
Student Development Office	12.5% (1)	37.5% (3)	12.5% (1)	0% (0)	0% (0)	25% (2)	12.5% (1)	8
Technology Help Desk	12.5% (1)	50% (4)	0% (0)	0% (0)	0% (0)	37.5% (3)	0% (0)	8
Tutor Center	12.5% (1)	50% (4)	0% (0)	0% (0)	0% (0)	37.5% (3)	0% (0)	8
University Catalog	12.5% (1)	62.5% (5)	12.5% (1)	0% (0)	0% (0)	12.5% (1)	0% (0)	8
University Email	37.5% (3)	37.5% (3)	25% (2)	0% (0)	0% (0)	0% (0)	0% (0)	8
University Police	25% (2)	37.5% (3)	12.5% (1)	0% (0)	0% (0)	25% (2)	0% (0)	8
University Website	37.5% (3)	50% (4)	12.5% (1)	0% (0)	0% (0)	0% (0)	0% (0)	8
Veteran Services	0% (0)	37.5% (3)	12.5% (1)	0% (0)	0% (0)	50% (4)	0% (0)	8
Volunteer Center	12.5% (1)	25% (2)	12.5% (1)	0% (0)	0% (0)	50% (4)	0% (0)	8

Total Respondents 8
(skipped this question) 6

13. Is there something that you would like to share with us regarding our faculty, staff, or administrators that wasn't captured in the questions above?

[No Answer Entered]

No responses were entered for this question.

Total Respondents 0

(skipped this question) 14

14. Is there something you would like to share with us regarding our offices, programs and services at Fitchburg State University that wasn't captured in the questions above?

[No Answer Entered]

No responses were entered for this question.

Total Respondents 0

(skipped this question) 14

15. Please select your level of agreement with the following statements:

	Very High	High	Average	Low	Very Low	Response Total	Points	Avg
Overall satisfaction with my experience with Fitchburg State University	37.5% (3)	37.5% (3)	12.5% (1)	12.5% (1)	0% (0)	8		
Likelihood that I will recommend the University to others	50% (4)	12.5% (1)	25% (2)	12.5% (1)	0% (0)	8		
Likelihood that I will stay connected to the campus after completion of my degree	25% (2)	37.5% (3)	12.5% (1)	12.5% (1)	12.5% (1)	8		

Total Respondents 8
(skipped this question) 6

16. As we have stated previously, we are always looking for feedback that will help us improve. Is there something more you would like to share with us about your overall experience at Fitchburg State University?

1. More parking in Commuter parking lots. As well as more commuter parking lots in general.
2. Very pleased with the education department as a whole - cohesive, proficient, and friendly!

Total Respondents 2

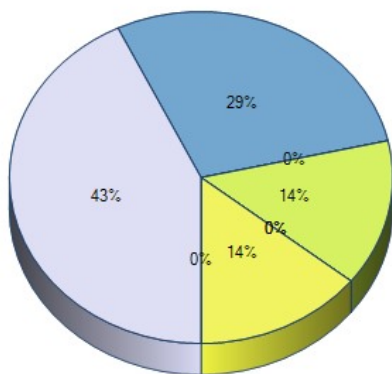
(skipped this question)

12

17. As you prepare to leave Fitchburg State University, we would like to know about your short-term plans. Please mark each of the following as they relate to you currently.

	Yes	No	Not Applicable	Response Total	Points	Avg
I am currently employed or have a job offer in a field closely related to my current program of study	25% (2)	62.5% (5)	12.5% (1)	8		
I am currently employed or have a job offer in a field that is not related to my current program of study	37.5% (3)	50% (4)	12.5% (1)	8		
I am searching for employment in a field closely related to my current program of study	50% (4)	37.5% (3)	12.5% (1)	8		
I am searching for employment in a field not closely related to my current program of study	0% (0)	87.5% (7)	12.5% (1)	8		
I have been accepted into a graduate program to continue my education at Fitchburg State University	12.5% (1)	75% (6)	12.5% (1)	8		
I have been accepted into a graduate or doctoral program to continue my education at another institution	12.5% (1)	87.5% (7)	0% (0)	8		
I am not planning to continue my education at this time	0% (0)	75% (6)	25% (2)	8		
I am pursuing the military	0% (0)	87.5% (7)	12.5% (1)	8		
			Total Respondents	8		
			(skipped this question)	6		

18. What is your current or expected (if you are just starting a new position) annual salary?



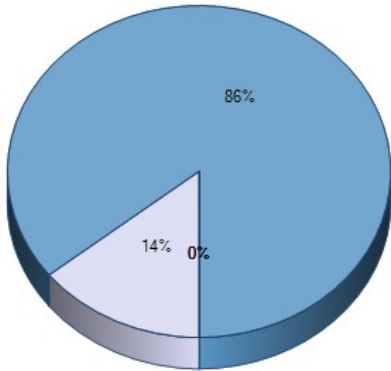
	Response Total	Response Percent
None - not working	3	43%
Less than \$20,000	2	29%
\$20,001 - \$30,000	0	0%
\$30,001 - \$40,000	1	14%
\$40,001 - \$50,000	0	0%
\$50,001 - \$60,000	0	0%
\$60,001 +	1	14%
Prefer not to disclose	0	0%
	Total Respondents	7
	(skipped this question)	7

19. How would you rate the importance of the following while attending Fitchburg State University:

	Very Important	Important	Neutral	Unimportant	Very Unimportant	Response Total	Points	Avg
Small, New England campus	42.86% (3)	28.57% (2)	28.57% (2)	0% (0)	0% (0)	7		
Low student-to-faculty ratio	85.71% (6)	14.29% (1)	0% (0)	0% (0)	0% (0)	7		
Accessible to my work/home/family	57.14% (4)	42.86% (3)	0% (0)	0% (0)	0% (0)	7		
Close-knit, friendly culture	71.43% (5)	14.29% (1)	14.29% (1)	0% (0)	0% (0)	7		
Diversity of student body	42.86% (3)	28.57% (2)	28.57% (2)	0% (0)	0% (0)	7		
Academic program(s)	85.71% (6)	14.29% (1)	0% (0)	0% (0)	0% (0)	7		
Affordability	85.71% (6)	14.29% (1)	0% (0)	0% (0)	0% (0)	7		
Faculty	71.43% (5)	28.57% (2)	0% (0)	0% (0)	0% (0)	7		
Residential life	28.57% (2)	42.86% (3)	0% (0)	0% (0)	28.57% (2)	7		
Facilities	28.57% (2)	42.86% (3)	14.29% (1)	0% (0)	14.29% (1)	7		
Financial Aid	71.43% (5)	14.29% (1)	0% (0)	0% (0)	14.29% (1)	7		
Many activities in the region	42.86% (3)	28.57% (2)	14.29% (1)	0% (0)	14.29% (1)	7		

Services/support to first generation students	57.14% (4)	14.29% (1)	0% (0)	0% (0)	28.57% (2)	7
Volunteer opportunities	42.86% (3)	28.57% (2)	14.29% (1)	0% (0)	14.29% (1)	7
Athletics	14.29% (1)	57.14% (4)	0% (0)	0% (0)	28.57% (2)	7
Military-friendly	28.57% (2)	42.86% (3)	14.29% (1)	0% (0)	14.29% (1)	7
LGBTQ-friendly	28.57% (2)	28.57% (2)	28.57% (2)	0% (0)	14.29% (1)	7
Honors Program	14.29% (1)	57.14% (4)	14.29% (1)	0% (0)	14.29% (1)	7
Employment prospects	42.86% (3)	42.86% (3)	0% (0)	0% (0)	14.29% (1)	7
Internships	42.86% (3)	42.86% (3)	0% (0)	0% (0)	14.29% (1)	7
Study Abroad opportunities	42.86% (3)	42.86% (3)	0% (0)	0% (0)	14.29% (1)	7
ROTC/National Guard	0% (0)	71.43% (5)	14.29% (1)	0% (0)	14.29% (1)	7
Total Respondents						7
(skipped this question)						7

20. How many times did you change your major at Fitchburg State University?

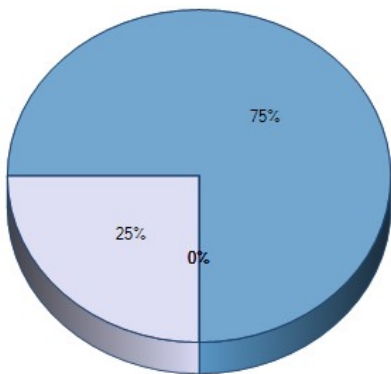


	Response Total	Response Percent
None	1	14%
Once	6	86%
2 Times	0	0%
3 times	0	0%
More than 3 times	0	0%
Total Respondents		7
(skipped this question)		7

21. As you finish your degree journey at Fitchburg State University, we would like to know how much your time here has impacted your growth. Please select the answer that best fits our impact on your growth below.

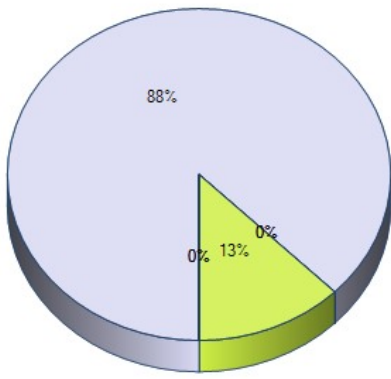
	Very Significant	Significant	No Change	Insignificant	Very Insignificant	Response Total	Points	Avg
Academic Growth (broadened your perception of the need to learn)	28.57% (2)	71.43% (5)	0% (0)	0% (0)	0% (0)	7		
Personal Growth	28.57% (2)	71.43% (5)	0% (0)	0% (0)	0% (0)	7		
Professional Growth (broaden your understanding of the need to continue to learn to achieve your career goals)	28.57% (2)	57.14% (4)	14.29% (1)	0% (0)	0% (0)	7		
Total Respondents						7		
(skipped this question)						7		

22. To which gender identity do you most identify?



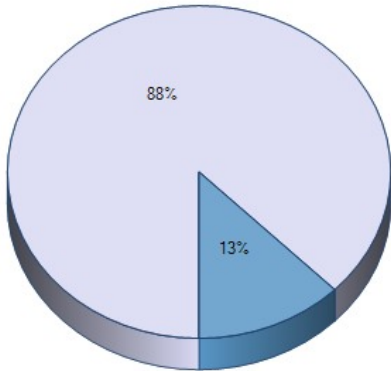
	Response Total	Response Percent
Male	2	25%
Female	6	75%
Transgender Male	0	0%
Transgender Female	0	0%
Do not identify as female, male or transgender	0	0%
Total Respondents		8
(skipped this question)		6

23. To which racial heritage do you predominantly identify?



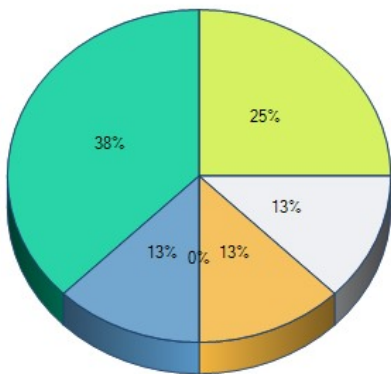
	Response Total	Response Percent
White/Caucasian	7	88%
Asian	0	0%
Hispanic/Latino	0	0%
Black/African American	1	12%
American Indian	0	0%
Other	0	0%
Total Respondents	8	
(skipped this question)	6	

24. During your time at the University, did you attend full-time or part-time?



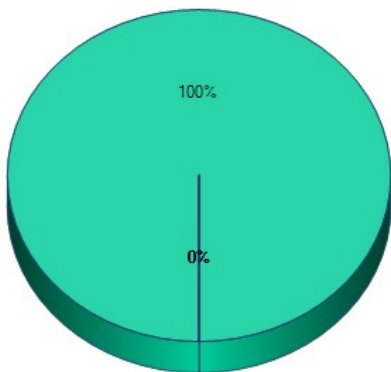
	Response Total	Response Percent
Full-time	7	88%
Part-time	1	12%
Total Respondents	8	
(skipped this question)	6	

25. During your time at the University, approximately how many hours did you work per week?



	Response Total	Response Percent
0	0	0%
1 - 10	1	12%
11 - 20	3	38%
21 - 30	2	25%
31 - 40	1	12%
40+	1	12%
Total Respondents	8	
(skipped this question)	6	

26. How many dependents do you have (not including yourself)?



	Response Total	Response Percent
1	0	0%
2	0	0%
3	1	100%
4	0	0%
5	0	0%
5+	0	0%
Total Respondents	1	
(skipped this question)	13	