

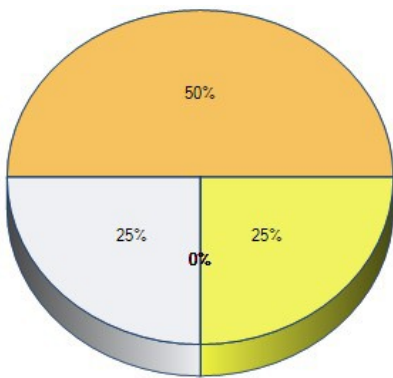
Export Data CSV

## Graduating Student Feedback 2019 & 2020

Survey Title: Graduating Student Feedback

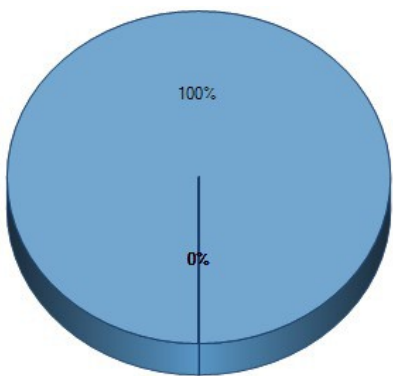
### Responses By Question Analysis:

1. Please select the semester will you complete your program requirements from the list below:



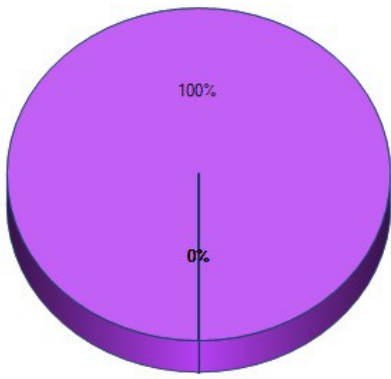
	Response Total	Response Percent
Spring 2018	0	0%
Summer 2018	0	0%
Fall 2018	0	0%
Spring 2019	0	0%
Summer 2019	1	25%
Fall 2019	2	50%
Spring 2020	1	25%
Summer 2020	0	0%
Fall 2020	0	0%
Spring 2021	0	0%
Summer 2021	0	0%
<b>Total Respondents</b>	<b>4</b>	

2. Please select the Degree you are currently completing at Fitchburg State University from the list below:



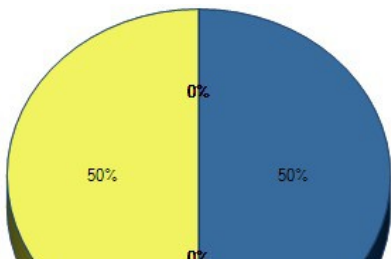
	Response Total	Response Percent
Bachelor of Arts (BA)	0	0%
Bachelor of Science (BS)	4	100%
Certificate of Advanced Graduate Study (CAGS)	0	0%
Master of Arts (MA)	0	0%
Master of Arts in Teaching (MAT)	0	0%
Master of Business Administration (MBA)	0	0%
Master of Education (MEd)	0	0%
Master of Science (MS)	0	0%
<b>Total Respondents</b>	<b>4</b>	

3. Please select the major field your studied for your degree:

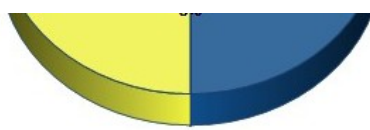












































	Response Total	Response Percent
Arts Education (MEd only)	0	0%
Biology	0	0%
Business Administration	0	0%
Chemistry	0	0%
Clinical Mental Health Counseling	0	0%
Communication (MS only)	0	0%
Communications Media	0	0%
Computer Information Systems	0	0%
Computer Science	0	0%
Criminal Justice	0	0%
Curriculum and Teaching	0	0%
Early Childhood Education	0	0%
Educational Leadership	0	0%
Economics	0	0%
Elementary Education	0	0%
English Studies	0	0%
Environmental and Earth Science	0	0%
Exercise and Sports Science	0	0%
Game Design	0	0%
Geographic Science and Technology	0	0%
History	0	0%
Human Services	0	0%
Industrial Technology	4	100%
Interdisciplinary Studies	0	0%
LECOM Early Acceptance	0	0%
Mathematics	0	0%
Middle School Education	0	0%
Nursing - General	0	0%
Nursing - LPN to Baccalaureate	0	0%
Nursing - RN to Baccalaureate	0	0%
Occupational/Vocational Education	0	0%
Political Science	0	0%
Psychological Science	0	0%
Sociology	0	0%
Special Education	0	0%
Technology Education (Grades 5-12)	0	0%
<b>Total Respondents</b>	<b>4</b>	

4. Please select your minor from the list below:

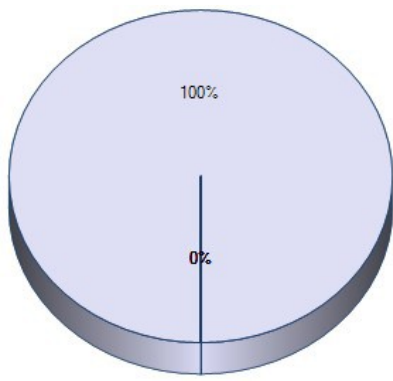


	Response Total	Response Percent
African-American Studies	0	0%
American Studies	0	0%
Art	0	0%
Art History	0	0%
Asian Studies	0	0%



	Biology	0	0%
	Business Administration	1	50%
	Chemistry	0	0%
	Communication Studies	0	0%
	Computer Science	0	0%
	Construction Technology	0	0%
	Criminal Justice	0	0%
	Deaf Studies	0	0%
	Disability Studies	0	0%
	Early Childhood Education	0	0%
	Economics	0	0%
	English Studies - Literature	0	0%
	English Studies -- Professional Writing	0	0%
	Environmental and Earth Science	0	0%
	Film Studies	0	0%
	French	0	0%
	Game Design	0	0%
	Geographic Design	0	0%
	History	0	0%
	History Secondary Education	0	0%
	Industrial Training	1	50%
	International Studies	0	0%
	Latin	0	0%
	Manufacturing Technology	0	0%
	Mathematics	0	0%
	Mathematics for Education	0	0%
	Middle School Education	0	0%
	Music	0	0%
	Neuroscience, Behavior, and Cognition	0	0%
	Peace Studies	0	0%
	Philosophy	0	0%
	Political Science	0	0%
	Psychological Science	0	0%
	Romance Languages	0	0%
	Social Science	0	0%
	Sociology	0	0%
	Spanish	0	0%
	Special Education	0	0%
	Studio Art	0	0%
	Theater	0	0%
	Women, Gender and Sexuality Studies	0	0%
	None	0	0%
<b>Total Respondents</b>		<b>2</b>	
<b>(skipped this question)</b>		<b>2</b>	

5. Please select the student group you most identify with from the list below:



	Response Total	Response Percent
Day Student	4	100%
Evening On Campus Student	0	0%
Evening On-line Student	0	0%
Evening Extended Campus Student	0	0%
Online Student	0	0%
Graduate Student	0	0%
<b>Total Respondents</b>	<b>4</b>	

**6.** Please rate the following academic experiences at Fitchburg State University:

	Excellent	Very Good	Good	Fair	Poor	Not Applicable	Response Total	Points	Avg
Availability of classes (e.g. time offered, seats open)	0% (0)	0% (0)	50% (2)	50% (2)	0% (0)	0% (0)	4		
Frequency of course offerings	0% (0)	0% (0)	0% (0)	75% (3)	25% (1)	0% (0)	4		
Size of classes	25% (1)	25% (1)	50% (2)	0% (0)	0% (0)	0% (0)	4		
Quality of instruction	0% (0)	0% (0)	25% (1)	75% (3)	0% (0)	0% (0)	4		
Quality of texts and other instructional materials	0% (0)	0% (0)	75% (3)	25% (1)	0% (0)	0% (0)	4		
Availability of faculty outside of the classroom	0% (0)	50% (2)	0% (0)	50% (2)	0% (0)	0% (0)	4		
Timeliness and relevance of course content	0% (0)	20% (1)	40% (2)	20% (1)	20% (1)	0% (0)	5		
Quality of high impact (outside the classroom) experiences (e.g. internships, practicum, etc.)	0% (0)	0% (0)	0% (0)	50% (2)	25% (1)	25% (1)	4		
Overall level of challenge in the coursework	0% (0)	20% (1)	60% (3)	20% (1)	0% (0)	0% (0)	5		
Match between career goals and course-of-study requirements	0% (0)	25% (1)	25% (1)	25% (1)	25% (1)	0% (0)	4		
Overall level of faculty advisement	0% (0)	40% (2)	40% (2)	20% (1)	0% (0)	0% (0)	5		
<b>Total Respondents</b>							<b>4</b>		

**7.** Please rate the quality of the facilities and activities offered at Fitchburg State University:

	Excellent	Very Good	Good	Fair	Poor	No Interaction	Response Total	Points	Avg
Classrooms	0% (0)	25% (1)	75% (3)	0% (0)	0% (0)	0% (0)	4		
Labs	20% (1)	0% (0)	40% (2)	20% (1)	20% (1)	0% (0)	5		
Other General facilities (e.g. studios, gym)	25% (1)	0% (0)	50% (2)	25% (1)	0% (0)	0% (0)	4		
Computer Labs	0% (0)	50% (2)	25% (1)	25% (1)	0% (0)	0% (0)	4		
Library	25% (1)	50% (2)	25% (1)	0% (0)	0% (0)	0% (0)	4		
Technology in the classroom	0% (0)	0% (0)	75% (3)	25% (1)	0% (0)	0% (0)	4		
Online technologies utilized in your classes	0% (0)	0% (0)	75% (3)	25% (1)	0% (0)	0% (0)	4		
Musical or theatrical performances on-campus	25% (1)	25% (1)	25% (1)	0% (0)	0% (0)	25% (1)	4		
Intramural athletic offerings	0% (0)	0% (0)	25% (1)	0% (0)	0% (0)	75% (3)	4		
Intercollegiate athletic events	0% (0)	0% (0)	25% (1)	0% (0)	0% (0)	75% (3)	4		
Greek Life	0% (0)	0% (0)	25% (1)	0% (0)	0% (0)	75% (3)	4		
Student Organizations	0% (0)	0% (0)	50% (2)	0% (0)	0% (0)	50% (2)	4		
<b>Total Respondents</b>							<b>4</b>		

**8.** How well did Fitchburg State University prepare you in terms of the following skill sets:

	Very Well	Well	Neutral	Poorly	Very Poorly	Response Total	Points	Avg
Ability to think analytically and logically	25% (1)	0% (0)	75% (3)	0% (0)	0% (0)	4		
Ability to acquire new skills and knowledge on your own	25% (1)	50% (2)	25% (1)	0% (0)	0% (0)	4		
Ability to use the knowledge, ideas, or perspectives gained from your major field	0% (0)	50% (2)	0% (0)	25% (1)	25% (1)	4		
Ability to orally communicate well	0% (0)	50% (2)	50% (2)	0% (0)	0% (0)	4		
Ability to judge information/ideas/actions/conclusions based on sources/methods/reasoning	25% (1)	0% (0)	75% (3)	0% (0)	0% (0)	4		
Ability to write effectively	25% (1)	0% (0)	50% (2)	25% (1)	0% (0)	4		
Ability to use information technology in intellectual and/or professional pursuits	0% (0)	20% (1)	60% (3)	20% (1)	0% (0)	5		
Ability to understand and appreciate cultural and ethnic differences between people	40% (2)	0% (0)	40% (2)	0% (0)	20% (1)	5		
Ability to understand international perspectives on economic, political, social, and cultural issues	0% (0)	0% (0)	80% (4)	0% (0)	20% (1)	5		
Ability to gain an understanding of or appreciation for the arts	0% (0)	25% (1)	75% (3)	0% (0)	0% (0)	4		
Ability to understand and apply quantitative principles and methods	0% (0)	50% (2)	50% (2)	0% (0)	0% (0)	4		
Ability to understand scientific method	0% (0)	50% (2)	50% (2)	0% (0)	0% (0)	4		
						<b>Total Respondents</b>	<b>4</b>	

**9.** How well did Fitchburg State University prepare you for the following personal and professional situational skill sets:

	Very Well	Well	Neutral	Poorly	Very Poorly	Response Total	Points	Avg
Your ability to work as a member of a team or group	0% (0)	40% (2)	60% (3)	0% (0)	0% (0)	5		
Your ability to get along with people of diverse backgrounds and perspectives	20% (1)	40% (2)	40% (2)	0% (0)	0% (0)	5		
Your ability to lead others effectively	25% (1)	0% (0)	75% (3)	0% (0)	0% (0)	4		
Your ability to evaluate and choose between alternative courses of action	50% (2)	0% (0)	50% (2)	0% (0)	0% (0)	4		
Your awareness of contemporary issues and their causes and consequences	0% (0)	25% (1)	50% (2)	0% (0)	25% (1)	4		
						<b>Total Respondents</b>	<b>4</b>	

**10.** We are always looking for feedback to help us with quality and improvements. Is there something you would like to share with us regarding facilities or your program that wasn't captured above?

Concerns about my academic program are being addressed in the curriculum development taking place. The future of the Industrial Technology department should require more mathematics, including Calculus and Statistics. Professionals in the industries this department is geared up to develop should be able to use the analytical tools learned in these subjects, and not requiring them is detrimental to the student. The pass/fail rate of precalculus(for ITEC students) should not determine whether or not Calculus and Statistics should be required for this degree; as these courses should be required for a graduating student. I was fortunate enough to take a quality class that allowed me the statistical tools to use in the workplace, that was able to supplement this hole in my course history.

1. This program should also be afforded newer technologies the staff can use as teaching tools, however, it is fair to note that the software platforms used in this department are extremely relevant in industry and provide students with a good learning experience. Electronics labs should be modernized, manufacturing should have modern automated equipment, and construction/architecture should have access to newer testing equipment and method.

Updates to the potential "Engineering Technology" degree should be to get rid of courses such as computer literacy courses such as Computers in Industrial Technology, and Technology History courses such as Evolution of Industrial Technology. The two courses listed in the former should replace the ladder courses as requirements.

2.

**Total Respondents 2**

(skipped this question) 2

**11.** What is your level of agreement with the following statements:

	<b>Strongly Agree</b>	<b>Agree</b>	<b>Neutral</b>	<b>Disagree</b>	<b>Strongly Disagree</b>	<b>No Basis for Judgement</b>	<b>Response Total</b>	<b>Points</b>	<b>Avg</b>
Faculty demonstrated commitment to my learning, personal well being and success	0% (0)	50% (1)	50% (1)	0% (0)	0% (0)	0% (0)	<b>2</b>		
Administrators (e.g. vice presidents, deans and directors) demonstrated commitment to my learning, personal well being and success	0% (0)	50% (1)	50% (1)	0% (0)	0% (0)	0% (0)	<b>2</b>		
Other University staff demonstrated commitment to my learning, personal well being and success	0% (0)	100% (2)	0% (0)	0% (0)	0% (0)	0% (0)	<b>2</b>		
Library resources (e.g. books, database subscriptions, inter-library loan) were adequate for my research and learning needs	0% (0)	100% (2)	0% (0)	0% (0)	0% (0)	0% (0)	<b>2</b>		
Library hours and web resource availability were adequate for my research and learning needs	0% (0)	50% (1)	0% (0)	50% (1)	0% (0)	0% (0)	<b>2</b>		
Library staff were knowledgeable and demonstrated commitment to my learning and academic success.	0% (0)	100% (2)	0% (0)	0% (0)	0% (0)	0% (0)	<b>2</b>		
I learned about research strategies and sources of information from the library staff.	0% (0)	100% (2)	0% (0)	0% (0)	0% (0)	0% (0)	<b>2</b>		
							<b>Total Respondents 2</b>		
							(skipped this question) 2		

**12.** Please rate your overall experience with the following offices, programs and services at Fitchburg State University:

	<b>Very Positive</b>	<b>Mostly Positive</b>	<b>Neutral</b>	<b>Mostly Negative</b>	<b>Very Negative</b>	<b>No Interaction</b>	<b>Was Unaware</b>	<b>Response Total</b>	<b>Points</b>	<b>Avg</b>
Academic Department Office/Staff	0% (0)	0% (0)	100% (2)	0% (0)	0% (0)	0% (0)	0% (0)	<b>2</b>		
	0% (0)	50% (1)	50% (1)	0% (0)	0% (0)	0% (0)	0% (0)	<b>2</b>		
	0% (0)	50% (1)	50% (1)	0% (0)	0% (0)	0% (0)	0% (0)	<b>2</b>		

Admissions Office  
Advising Center  
Bookstore  
Capital Planning and  
Maintenance (e.g.  
buildings & grounds)  
Career Counseling  
Office  
Center for Diversity  
and Inclusiveness  
Chartwell's Dining  
Services  
Commuter Affairs

Counseling Services	50% (1)	0% (0)	50% (1)	0% (0)	0% (0)	0% (0)	0% (0)	2
Disability Services	0% (0)	0% (0)	50% (1)	0% (0)	0% (0)	50% (1)	0% (0)	2
Financial Aid	0% (0)	50% (1)	50% (1)	0% (0)	0% (0)	0% (0)	0% (0)	2
Graduate and Continuing Education (GCE)	0% (0)	0% (0)	50% (1)	0% (0)	0% (0)	50% (1)	0% (0)	2
Health Services	50% (1)	0% (0)	50% (1)	0% (0)	0% (0)	0% (0)	0% (0)	2
Housing and Residential Services	0% (0)	0% (0)	100% (2)	0% (0)	0% (0)	0% (0)	0% (0)	2
Information Desk (Hammond Hall)	50% (1)	0% (0)	50% (1)	0% (0)	0% (0)	0% (0)	0% (0)	2
International Education (e.g. study abroad)	0% (0)	0% (0)	50% (1)	0% (0)	0% (0)	50% (1)	0% (0)	2
On-campus Job Recruitment	0% (0)	0% (0)	50% (1)	0% (0)	0% (0)	50% (1)	0% (0)	2
One Card	0% (0)	50% (1)	50% (1)	0% (0)	0% (0)	0% (0)	0% (0)	2
Online Services (e.g. financial aid, registration, add/drop)	0% (0)	50% (1)	50% (1)	0% (0)	0% (0)	0% (0)	0% (0)	2
Parking	0% (0)	0% (0)	0% (0)	50% (1)	50% (1)	0% (0)	0% (0)	2
Recreation Services	0% (0)	50% (1)	50% (1)	0% (0)	0% (0)	0% (0)	0% (0)	2
Registrar's Office	0% (0)	50% (1)	50% (1)	0% (0)	0% (0)	0% (0)	0% (0)	2
Shuttle Service	50% (1)	50% (1)	0% (0)	0% (0)	0% (0)	0% (0)	0% (0)	2
Student Accounts	0% (0)	50% (1)	0% (0)	0% (0)	0% (0)	0% (0)	50% (1)	2
Student Development Office	0% (0)	0% (0)	50% (1)	0% (0)	0% (0)	50% (1)	0% (0)	2
Technology Help Desk	50% (1)	0% (0)	50% (1)	0% (0)	0% (0)	0% (0)	0% (0)	2
Tutor Center	50% (1)	0% (0)	50% (1)	0% (0)	0% (0)	0% (0)	0% (0)	2
University Catalog	0% (0)	0% (0)	50% (1)	0% (0)	0% (0)	0% (0)	50% (1)	2
University Email	0% (0)	0% (0)	100% (2)	0% (0)	0% (0)	0% (0)	0% (0)	2
University Police	100% (2)	0% (0)	0% (0)	0% (0)	0% (0)	0% (0)	0% (0)	2
University Website	0% (0)	0% (0)	100% (2)	0% (0)	0% (0)	0% (0)	0% (0)	2
Veteran Services	0% (0)	0% (0)	50% (1)	0% (0)	0% (0)	50% (1)	0% (0)	2
Volunteer Center	0% (0)	0% (0)	50% (1)	0% (0)	0% (0)	50% (1)	0% (0)	2

**Total Respondents**    **2**  
(skipped this question)    2

**13.** Is there something that you would like to share with us regarding our faculty, staff, or administrators that wasn't captured in the questions above?

1. Considerations to the commuter study body must be taken more seriously. Ice in parking lots was hazardous during the first half of the spring semester.

**Total Respondents**    **1**

(skipped this question)    3

**14.** Is there something you would like to share with us regarding our offices, programs and services at Fitchburg State University that wasn't captured in the questions above?

1. N/A

**Total Respondents**    **1**

(skipped this question)    3

**15.** Please select your level of agreement with the following statements:

	Very High	High	Average	Low	Very Low	Response Total	Points	Avg
Overall satisfaction with my experience with Fitchburg State University	0% (0)	0% (0)	50% (1)	50% (1)	0% (0)	2		
Likelihood that I will recommend the University to others	0% (0)	0% (0)	50% (1)	50% (1)	0% (0)	2		
Likelihood that I will stay connected to the campus after completion of my degree	0% (0)	0% (0)	100% (2)	0% (0)	0% (0)	2		

**Total Respondents**    **2**  
(skipped this question)    2



**16.** As we have stated previously, we are always looking for feedback that will help us improve. Is there something more you would like to share with us about your overall experience at Fitchburg State University?

Over all many of the departments are very good based on my interactions with the computer science, history, math and physics departments and so I am likely to recommend the school to others based on their interest on those departments.

1.

**Total Respondents 1**

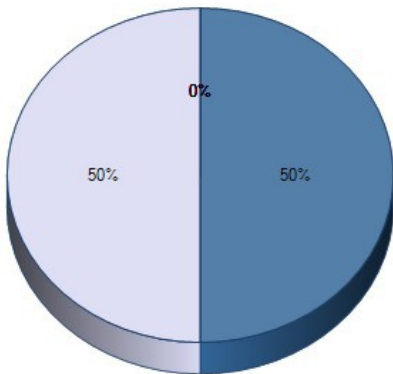
3

(skipped this question)

**17.** As you prepare to leave Fitchburg State University, we would like to know about your short-term plans. Please mark each of the following as they relate to you currently.

	Yes	No	Not Applicable	Response Total	Points	Avg
I am currently employed or have a job offer in a field closely related to my current program of study	0% (0)	100% (2)	0% (0)	2		
I am currently employed or have a job offer in a field that is not related to my current program of study	50% (1)	50% (1)	0% (0)	2		
I am searching for employment in a field closely related to my current program of study	100% (2)	0% (0)	0% (0)	2		
I am searching for employment in a field not closely related to my current program of study	0% (0)	100% (2)	0% (0)	2		
I have been accepted into a graduate program to continue my education at Fitchburg State University	0% (0)	50% (1)	50% (1)	2		
I have been accepted into a graduate or doctoral program to continue my education at another institution	0% (0)	50% (1)	50% (1)	2		
I am not planning to continue my education at this time	50% (1)	0% (0)	50% (1)	2		
I am pursuing the military	0% (0)	50% (1)	50% (1)	2		
			<b>Total Respondents</b>	<b>2</b>		
			(skipped this question)	2		

**18.** What is your current or expected (if you are just starting a new position) annual salary?



	Response Total	Response Percent
None - not working	1	50%
Less than \$20,000	0	0%
\$20,001 - \$30,000	0	0%
\$30,001 - \$40,000	0	0%
\$40,001 - \$50,000	0	0%
\$50,001 - \$60,000	0	0%
\$60,001 +	0	0%
Prefer not to disclose	1	50%
<b>Total Respondents</b>	<b>2</b>	
(skipped this question)	2	

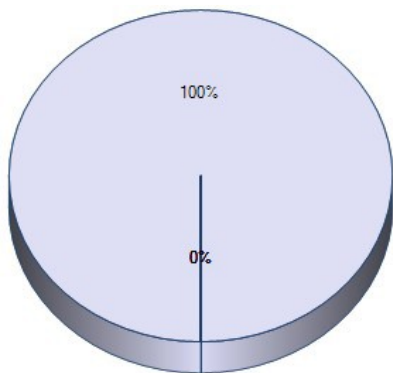
**19.** How would you rate the importance of the following while attending Fitchburg State University:

	Very Important	Important	Neutral	Unimportant	Very Unimportant	Response Total	Points	Avg
Small, New England campus	50% (1)	0% (0)	50% (1)	0% (0)	0% (0)	2		

Low student-to-faculty ratio	100% (2)	0% (0)	0% (0)	0% (0)	0% (0)	2
Accessible to my work/home/family	100% (2)	0% (0)	0% (0)	0% (0)	0% (0)	2
Close-knit, friendly culture	0% (0)	33.33% (1)	66.67% (2)	0% (0)	0% (0)	3
Diversity of student body	0% (0)	0% (0)	100% (2)	0% (0)	0% (0)	2
Academic program(s)	100% (2)	0% (0)	0% (0)	0% (0)	0% (0)	2
Affordability	100% (2)	0% (0)	0% (0)	0% (0)	0% (0)	2
Faculty	100% (2)	0% (0)	0% (0)	0% (0)	0% (0)	2
Residential life	50% (1)	50% (1)	0% (0)	0% (0)	0% (0)	2
Facilities	100% (2)	0% (0)	0% (0)	0% (0)	0% (0)	2
Financial Aid	100% (2)	0% (0)	0% (0)	0% (0)	0% (0)	2
Many activities in the region	50% (1)	0% (0)	50% (1)	0% (0)	0% (0)	2
Services/support to first generation students	0% (0)	0% (0)	100% (2)	0% (0)	0% (0)	2
Volunteer opportunities	0% (0)	0% (0)	100% (2)	0% (0)	0% (0)	2
Athletics	0% (0)	0% (0)	100% (2)	0% (0)	0% (0)	2
Military-friendly	0% (0)	0% (0)	100% (2)	0% (0)	0% (0)	2
LGBTQ-friendly	0% (0)	50% (1)	50% (1)	0% (0)	0% (0)	2
Honors Program	0% (0)	0% (0)	100% (2)	0% (0)	0% (0)	2
Employment prospects	50% (1)	0% (0)	50% (1)	0% (0)	0% (0)	2
Internships	50% (1)	0% (0)	50% (1)	0% (0)	0% (0)	2
Study Abroad opportunities	50% (1)	0% (0)	50% (1)	0% (0)	0% (0)	2
ROTC/National Guard	0% (0)	0% (0)	100% (2)	0% (0)	0% (0)	2

**Total Respondents** 2  
(skipped this question) 2

**20.** How many times did you change your major at Fitchburg State University?

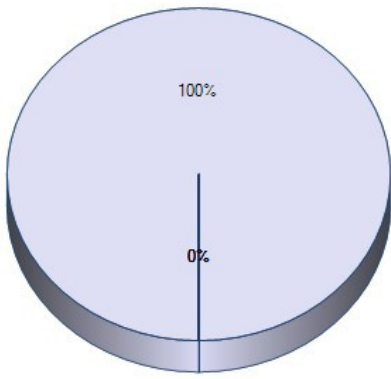


	Response Total	Response Percent
None	2	100%
Once	0	0%
2 Times	0	0%
3 times	0	0%
More than 3 times	0	0%
<b>Total Respondents</b>	<b>2</b>	
(skipped this question)	2	

**21.** As you finish your degree journey at Fitchburg State University, we would like to know how much your time here has impacted your growth. Please select the answer that best fits our impact on your growth below.

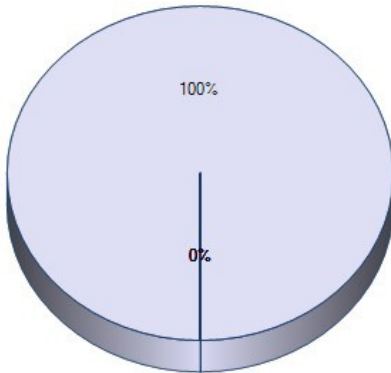
	Very Significant	Significant	No Change	Insignificant	Very Insignificant	Response Total	Points	Avg
Academic Growth (broadened your perception of the need to learn)	0% (0)	50% (1)	50% (1)	0% (0)	0% (0)	2		
Personal Growth	0% (0)	0% (0)	100% (2)	0% (0)	0% (0)	2		
Professional Growth (broaden your understanding of the need to continue to learn to achieve your career goals)	0% (0)	50% (1)	50% (1)	0% (0)	0% (0)	2		
<b>Total Respondents</b>						<b>2</b>		
(skipped this question)						2		

**22.** To which gender identity do you most identify?



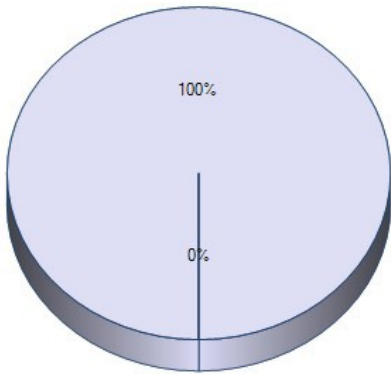
	Response Total	Response Percent
Male	2	100%
Female	0	0%
Transgender Male	0	0%
Transgender Female	0	0%
Do not identify as female, male or transgender	0	0%
<b>Total Respondents (skipped this question)</b>	<b>2</b>	<b>2</b>

23. To which racial heritage do you predominantly identify?



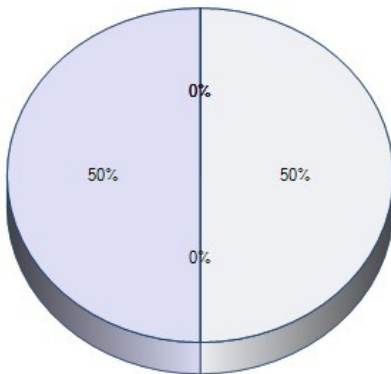
	Response Total	Response Percent
White/Caucasian	2	100%
Asian	0	0%
Hispanic/Latino	0	0%
Black/African American	0	0%
American Indian	0	0%
Other	0	0%
<b>Total Respondents (skipped this question)</b>	<b>2</b>	<b>2</b>

24. During your time at the University, did you attend full-time or part-time?









	Response Total	Response Percent
Full-time	2	100%
Part-time	0	0%
<b>Total Respondents (skipped this question)</b>	<b>2</b>	<b>2</b>

25. During your time at the University, approximately how many hours did you work per week?



	Response Total	Response Percent
0	1	50%
1 - 10	0	0%
11 - 20	0	0%
21 - 30	0	0%
31 - 40	1	50%
40+	0	0%
<b>Total Respondents (skipped this question)</b>	<b>2</b>	<b>2</b>

26. How many dependents do you have (not including yourself)?

	Response Response	
	Total	Percent
 1	0	0%
 2	0	0%
 3	0	0%
 4	0	0%
 5	0	0%
 5+	0	0%
	<b>Total Respondents</b>	<b>0</b>
	<b>(skipped this question)</b>	<b>4</b>