

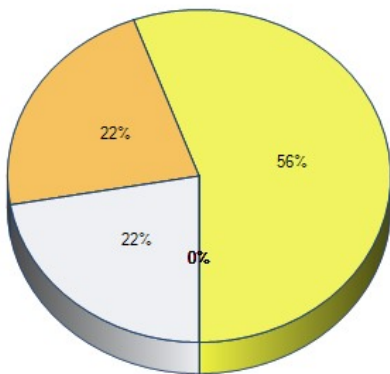
Export Data CSV

## Graduating Student Feedback 2019 & 2020

Survey Title: Graduating Student Feedback

### Responses By Question Analysis:

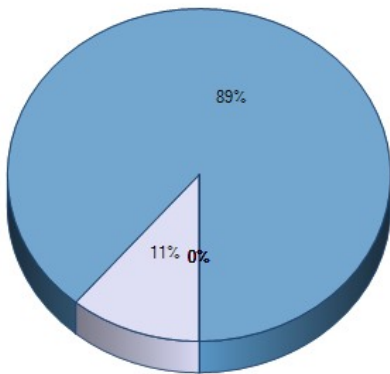
1. Please select the semester will you complete your program requirements from the list below:



	Response Total	Response Percent
Spring 2018	0	0%
Summer 2018	0	0%
Fall 2018	0	0%
Spring 2019	0	0%
Summer 2019	2	22%
Fall 2019	2	22%
Spring 2020	5	56%
Summer 2020	0	0%
Fall 2020	0	0%
Spring 2021	0	0%
Summer 2021	0	0%

**Total Respondents 9**

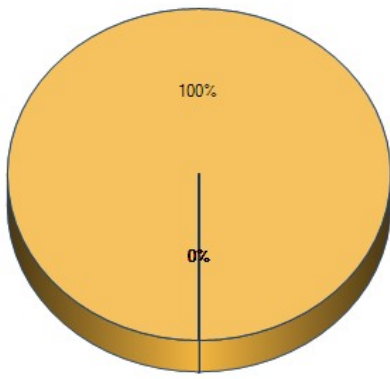
2. Please select the Degree you are currently completing at Fitchburg State University from the list below:



	Response Total	Response Percent
Bachelor of Arts (BA)	1	11%
Bachelor of Science (BS)	8	89%
Certificate of Advanced Graduate Study (CAGS)	0	0%
Master of Arts (MA)	0	0%
Master of Arts in Teaching (MAT)	0	0%
Master of Business Administration (MBA)	0	0%
Master of Education (MEd)	0	0%
Master of Science (MS)	0	0%

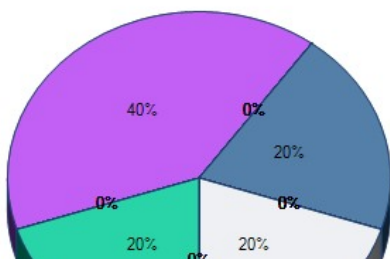
**Total Respondents 9**

3. Please select the major field your studied for your degree:

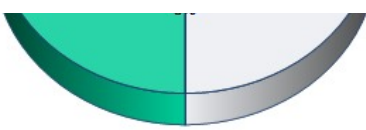












































	Response Total	Response Percent
Arts Education (MEd only)	0	0%
Biology	0	0%
Business Administration	0	0%
Chemistry	0	0%
Clinical Mental Health Counseling	0	0%
Communication (MS only)	0	0%
Communications Media	0	0%
Computer Information Systems	0	0%
Computer Science	0	0%
Criminal Justice	0	0%
Curriculum and Teaching	0	0%
Early Childhood Education	0	0%
Educational Leadership	0	0%
Economics	0	0%
Elementary Education	0	0%
English Studies	0	0%
Environmental and Earth Science	0	0%
Exercise and Sports Science	0	0%
Game Design	9	100%
Geographic Science and Technology	0	0%
History	0	0%
Human Services	0	0%
Industrial Technology	0	0%
Interdisciplinary Studies	0	0%
LECOM Early Acceptance	0	0%
Mathematics	0	0%
Middle School Education	0	0%
Nursing - General	0	0%
Nursing - LPN to Baccalaureate	0	0%
Nursing - RN to Baccalaureate	0	0%
Occupational/Vocational Education	0	0%
Political Science	0	0%
Psychological Science	0	0%
Sociology	0	0%
Special Education	0	0%
Technology Education (Grades 5-12)	0	0%
<b>Total Respondents</b>	<b>9</b>	

4 . Please select your minor from the list below:

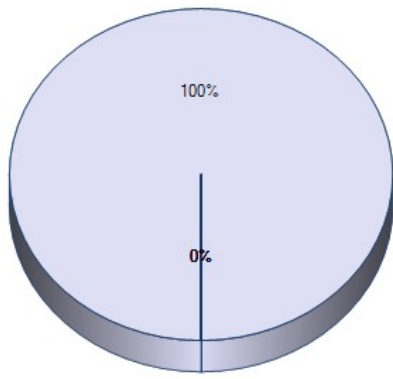


	Response Total	Response Percent
African-American Studies	0	0%
American Studies	0	0%
Art	1	20%
Art History	0	0%
Asian Studies	0	0%



 Biology	0	0%
 Business Administration	0	0%
 Chemistry	0	0%
 Communication Studies	0	0%
 Computer Science	2	40%
 Construction Technology	0	0%
 Criminal Justice	0	0%
 Deaf Studies	0	0%
 Disability Studies	0	0%
 Early Childhood Education	0	0%
 Economics	0	0%
 English Studies - Literature	0	0%
 English Studies -- Professional Writing	0	0%
 Environmental and Earth Science	0	0%
 Film Studies	0	0%
 French	1	20%
 Game Design	0	0%
 Geographic Design	0	0%
 History	0	0%
 History Secondary Education	0	0%
 Industrial Training	0	0%
 International Studies	0	0%
 Latin	0	0%
 Manufacturing Technology	0	0%
 Mathematics	0	0%
 Mathematics for Education	0	0%
 Middle School Education	0	0%
 Music	0	0%
 Neuroscience, Behavior, and Cognition	0	0%
 Peace Studies	0	0%
 Philosophy	0	0%
 Political Science	0	0%
 Psychological Science	0	0%
 Romance Languages	0	0%
 Social Science	0	0%
 Sociology	0	0%
 Spanish	0	0%
 Special Education	0	0%
 Studio Art	1	20%
 Theater	0	0%
 Women, Gender and Sexuality Studies	0	0%
 None	0	0%
<b>Total Respondents</b>	<b>5</b>	
<b>(skipped this question)</b>	<b>4</b>	

5. Please select the student group you most identify with from the list below:



	Response Total	Response Percent
Day Student	9	100%
Evening On Campus Student	0	0%
Evening On-line Student	0	0%
Evening Extended Campus Student	0	0%
Online Student	0	0%
Graduate Student	0	0%
<b>Total Respondents</b>	<b>9</b>	

6. Please rate the following academic experiences at Fitchburg State University:

	Excellent	Very Good	Good	Fair	Poor	Not Applicable	Response Total	Points	Avg
Availability of classes (e.g. time offered, seats open)	16.67% (1)	16.67% (1)	33.33% (2)	33.33% (2)	0% (0)	0% (0)	6		
Frequency of course offerings	0% (0)	16.67% (1)	50% (3)	0% (0)	33.33% (2)	0% (0)	6		
Size of classes	28.57% (2)	28.57% (2)	28.57% (2)	0% (0)	14.29% (1)	0% (0)	7		
Quality of instruction	33.33% (2)	50% (3)	16.67% (1)	0% (0)	0% (0)	0% (0)	6		
Quality of texts and other instructional materials	16.67% (1)	33.33% (2)	33.33% (2)	0% (0)	16.67% (1)	0% (0)	6		
Availability of faculty outside of the classroom	33.33% (2)	33.33% (2)	33.33% (2)	0% (0)	0% (0)	0% (0)	6		
Timeliness and relevance of course content	16.67% (1)	33.33% (2)	50% (3)	0% (0)	0% (0)	0% (0)	6		
Quality of high impact (outside the classroom) experiences (e.g. internships, practicum, etc.)	16.67% (1)	0% (0)	50% (3)	33.33% (2)	0% (0)	0% (0)	6		
Overall level of challenge in the coursework	16.67% (1)	50% (3)	33.33% (2)	0% (0)	0% (0)	0% (0)	6		
Match between career goals and course-of-study requirements	0% (0)	16.67% (1)	83.33% (5)	0% (0)	0% (0)	0% (0)	6		
Overall level of faculty advisement	33.33% (2)	16.67% (1)	33.33% (2)	16.67% (1)	0% (0)	0% (0)	6		
<b>Total Respondents</b>							<b>6</b>		
(skipped this question)							3		

7. Please rate the quality of the facilities and activities offered at Fitchburg State University:

	Excellent	Very Good	Good	Fair	Poor	No Interaction	Response Total	Points	Avg
Classrooms	33.33% (2)	50% (3)	16.67% (1)	0% (0)	0% (0)	0% (0)	6		
Labs	50% (3)	33.33% (2)	16.67% (1)	0% (0)	0% (0)	0% (0)	6		
Other General facilities (e.g. studios, gym)	33.33% (2)	33.33% (2)	33.33% (2)	0% (0)	0% (0)	0% (0)	6		
Computer Labs	50% (3)	33.33% (2)	16.67% (1)	0% (0)	0% (0)	0% (0)	6		
Library	50% (3)	16.67% (1)	16.67% (1)	0% (0)	0% (0)	16.67% (1)	6		
Technology in the classroom	33.33% (2)	50% (3)	16.67% (1)	0% (0)	0% (0)	0% (0)	6		
Online technologies utilized in your classes	33.33% (2)	33.33% (2)	33.33% (2)	0% (0)	0% (0)	0% (0)	6		
Musical or theatrical performances on-campus	16.67% (1)	16.67% (1)	0% (0)	0% (0)	0% (0)	66.67% (4)	6		
Intramural athletic offerings	0% (0)	0% (0)	0% (0)	0% (0)	0% (0)	100% (6)	6		
Intercollegiate athletic events	0% (0)	0% (0)	0% (0)	0% (0)	0% (0)	100% (6)	6		
Greek Life	0% (0)	0% (0)	0% (0)	0% (0)	0% (0)	100% (6)	6		

Student Organizations	0% (0)	33.33% (2)	0% (0)	0% (0)	0% (0)	66.67% (4)	<b>6</b>
	<b>Total Respondents</b>						<b>6</b>
	(skipped this question)						3

**8.** How well did Fitchburg State University prepare you in terms of the following skill sets:

	<b>Very Well</b>	<b>Well</b>	<b>Neutral</b>	<b>Poorly</b>	<b>Very Poorly</b>	<b>Response Total</b>	<b>Points</b>	<b>Avg</b>	
Ability to think analytically and logically	0% (0)	50% (3)	50% (3)	0% (0)	0% (0)	<b>6</b>			
Ability to acquire new skills and knowledge on your own	0% (0)	83.33% (5)	16.67% (1)	0% (0)	0% (0)	<b>6</b>			
Ability to use the knowledge, ideas, or perspectives gained from your major field	50% (3)	33.33% (2)	16.67% (1)	0% (0)	0% (0)	<b>6</b>			
Ability to orally communicate well	16.67% (1)	33.33% (2)	33.33% (2)	16.67% (1)	0% (0)	<b>6</b>			
Ability to judge information/ideas/actions/conclusions based on sources/methods/reasoning	33.33% (2)	33.33% (2)	33.33% (2)	0% (0)	0% (0)	<b>6</b>			
Ability to write effectively	16.67% (1)	33.33% (2)	16.67% (1)	33.33% (2)	0% (0)	<b>6</b>			
Ability to use information technology in intellectual and/or professional pursuits	33.33% (2)	50% (3)	16.67% (1)	0% (0)	0% (0)	<b>6</b>			
Ability to understand and appreciate cultural and ethnic differences between people	33.33% (2)	16.67% (1)	50% (3)	0% (0)	0% (0)	<b>6</b>			
Ability to understand international perspectives on economic, political, social, and cultural issues	33.33% (2)	33.33% (2)	33.33% (2)	0% (0)	0% (0)	<b>6</b>			
Ability to gain an understanding of or appreciation for the arts	33.33% (2)	50% (3)	16.67% (1)	0% (0)	0% (0)	<b>6</b>			
Ability to understand and apply quantitative principles and methods	16.67% (1)	66.67% (4)	16.67% (1)	0% (0)	0% (0)	<b>6</b>			
Ability to understand scientific method	16.67% (1)	50% (3)	33.33% (2)	0% (0)	0% (0)	<b>6</b>			
	<b>Total Respondents</b>						<b>6</b>		
	(skipped this question)						3		

**9.** How well did Fitchburg State University prepare you for the following personal and professional situational skill sets:

	<b>Very Well</b>	<b>Well</b>	<b>Neutral</b>	<b>Poorly</b>	<b>Very Poorly</b>	<b>Response Total</b>	<b>Points</b>	<b>Avg</b>	
Your ability to work as a member of a team or group	50% (3)	50% (3)	0% (0)	0% (0)	0% (0)	<b>6</b>			
Your ability to get along with people of diverse backgrounds and perspectives	50% (3)	50% (3)	0% (0)	0% (0)	0% (0)	<b>6</b>			
Your ability to lead others effectively	33.33% (2)	50% (3)	16.67% (1)	0% (0)	0% (0)	<b>6</b>			
Your ability to evaluate and choose between alternative courses of action	50% (3)	33.33% (2)	16.67% (1)	0% (0)	0% (0)	<b>6</b>			
Your awareness of contemporary issues and their causes and consequences	33.33% (2)	66.67% (4)	0% (0)	0% (0)	0% (0)	<b>6</b>			
	<b>Total Respondents</b>						<b>6</b>		
	(skipped this question)						3		

**10.** We are always looking for feedback to help us with quality and improvements. Is there something you would like to share with us regarding facilities or your program that wasn't captured above?

- I think that the game design program should have classes for all game design aspects. While I learned about modeling, level design, programming, and writing I found user interface design to be lacking. There are no game design teachers that teach how to do UI.

Please make sure advisors know everything about the programs they are advising, and that they cannot outright tell a student no to transferring majors. When i was a computer science major freshman year my advisor refused to let me switch into game design, when she went on sabbatical the temporary advisor signed off on it. But that was sophomore year, i would have liked to have been officially focused on game design sooner. When i switched into the game design major my new advisor was also new to the program. And he often didnt get back to me or had no knowledge of questions I asked about graduating. I had no knowledge about what advanced LAS meant until senior year.
- My concerns for Game Design is that student's, especially programmers aren't learning standard industry practices. For example, most professional game studios do not use C# as their primary language, but this

is all programmers will learn from coursework. Students should be taught to program in C++ as it is the industry standard. Programmers are also only taught very general practices, which doesn't allow them to study any specialties which reduces their chances of being hired.

3.

Game Design should be dedicated to Game Design. Theory related classes such as Game Studies Seminar and History of Interactive should not be included in the core curriculum as students gain no knowledge in their roles and produce no projects that advance those roles. Artists don't make art, programmers don't make programs and level designers don't design levels in either of these classes. These courses should either be made into electives or dropped completely to give students more opportunities for growth in their roles.

**Total Respondents 3**

(skipped this question) 6

**11.** What is your level of agreement with the following statements:

	<b>Strongly Agree</b>	<b>Agree</b>	<b>Neutral</b>	<b>Disagree</b>	<b>Strongly Disagree</b>	<b>No Basis for Judgement</b>	<b>Response Total</b>	<b>Points</b>	<b>Avg</b>	
Faculty demonstrated commitment to my learning, personal well being and success	33.33% (2)	33.33% (2)	33.33% (2)	0% (0)	0% (0)	0% (0)	<b>6</b>			
Administrators (e.g. vice presidents, deans and directors) demonstrated commitment to my learning, personal well being and success	33.33% (2)	16.67% (1)	33.33% (2)	16.67% (1)	0% (0)	0% (0)	<b>6</b>			
Other University staff demonstrated commitment to my learning, personal well being and success	42.86% (3)	28.57% (2)	28.57% (2)	0% (0)	0% (0)	0% (0)	<b>7</b>			
Library resources (e.g. books, database subscriptions, inter-library loan) were adequate for my research and learning needs	50% (3)	0% (0)	33.33% (2)	0% (0)	0% (0)	16.67% (1)	<b>6</b>			
Library hours and web resource availability were adequate for my research and learning needs	50% (3)	0% (0)	33.33% (2)	0% (0)	0% (0)	16.67% (1)	<b>6</b>			
Library staff were knowledgeable and demonstrated commitment to my learning and academic success.	50% (3)	16.67% (1)	16.67% (1)	0% (0)	0% (0)	16.67% (1)	<b>6</b>			
I learned about research strategies and sources of information from the library staff.	50% (3)	16.67% (1)	16.67% (1)	0% (0)	0% (0)	16.67% (1)	<b>6</b>			
	<b>Total Respondents 6</b>									
	(skipped this question)							3		

**12.** Please rate your overall experience with the following offices, programs and services at Fitchburg State University:

	<b>Very Positive</b>	<b>Mostly Positive</b>	<b>Neutral</b>	<b>Mostly Negative</b>	<b>Very Negative</b>	<b>No Interaction</b>	<b>Was Unaware</b>	<b>Response Total</b>	<b>Points</b>	<b>Avg</b>
Academic Department Office/Staff	50% (3)	33.33% (2)	16.67% (1)	0% (0)	0% (0)	0% (0)	0% (0)	<b>6</b>		
Admissions Office	50% (3)	33.33% (2)	16.67% (1)	0% (0)	0% (0)	0% (0)	0% (0)	<b>6</b>		
Advising Center	16.67% (1)	16.67% (1)	16.67% (1)	16.67% (1)	0% (0)	33.33% (2)	0% (0)	<b>6</b>		
Bookstore	66.67% (4)	0% (0)	33.33% (2)	0% (0)	0% (0)	0% (0)	0% (0)	<b>6</b>		
Capital Planning and Maintenance (e.g. buildings & grounds)	16.67% (1)	33.33% (2)	33.33% (2)	0% (0)	0% (0)	16.67% (1)	0% (0)	<b>6</b>		
Career Counseling Office	16.67% (1)	33.33% (2)	16.67% (1)	0% (0)	0% (0)	33.33% (2)	0% (0)	<b>6</b>		

Center for Diversity and Inclusiveness	16.67% (1)	0% (0)	16.67% (1)	0% (0)	0% (0)	50% (3)	16.67% (1)	<b>6</b>
Chartwell's Dining Services	16.67% (1)	33.33% (2)	16.67% (1)	16.67% (1)	0% (0)	16.67% (1)	0% (0)	<b>6</b>
Commuter Affairs	16.67% (1)	16.67% (1)	16.67% (1)	0% (0)	0% (0)	33.33% (2)	16.67% (1)	<b>6</b>
Counseling Services	16.67% (1)	0% (0)	16.67% (1)	0% (0)	0% (0)	50% (3)	16.67% (1)	<b>6</b>
Disability Services	16.67% (1)	16.67% (1)	16.67% (1)	0% (0)	0% (0)	50% (3)	0% (0)	<b>6</b>
Financial Aid	16.67% (1)	16.67% (1)	33.33% (2)	0% (0)	16.67% (1)	16.67% (1)	0% (0)	<b>6</b>
Graduate and Continuing Education (GCE)	16.67% (1)	33.33% (2)	16.67% (1)	0% (0)	0% (0)	33.33% (2)	0% (0)	<b>6</b>
Health Services	16.67% (1)	0% (0)	33.33% (2)	0% (0)	0% (0)	50% (3)	0% (0)	<b>6</b>
Housing and Residential Services	16.67% (1)	33.33% (2)	16.67% (1)	0% (0)	0% (0)	33.33% (2)	0% (0)	<b>6</b>
Information Desk (Hammond Hall)	16.67% (1)	33.33% (2)	16.67% (1)	0% (0)	0% (0)	33.33% (2)	0% (0)	<b>6</b>
International Education (e.g. study abroad)	16.67% (1)	16.67% (1)	16.67% (1)	0% (0)	0% (0)	50% (3)	0% (0)	<b>6</b>
On-campus Job Recruitment	16.67% (1)	16.67% (1)	16.67% (1)	0% (0)	0% (0)	50% (3)	0% (0)	<b>6</b>
One Card	16.67% (1)	33.33% (2)	50% (3)	0% (0)	0% (0)	0% (0)	0% (0)	<b>6</b>
Online Services (e.g. financial aid, registration, add/drop)	50% (3)	33.33% (2)	16.67% (1)	0% (0)	0% (0)	0% (0)	0% (0)	<b>6</b>
Parking	0% (0)	0% (0)	33.33% (2)	16.67% (1)	33.33% (2)	16.67% (1)	0% (0)	<b>6</b>
Recreation Services	16.67% (1)	33.33% (2)	33.33% (2)	0% (0)	0% (0)	16.67% (1)	0% (0)	<b>6</b>
Registrar's Office	33.33% (2)	33.33% (2)	33.33% (2)	0% (0)	0% (0)	0% (0)	0% (0)	<b>6</b>
Shuttle Service	16.67% (1)	16.67% (1)	50% (3)	0% (0)	0% (0)	16.67% (1)	0% (0)	<b>6</b>
Student Accounts	33.33% (2)	33.33% (2)	33.33% (2)	0% (0)	0% (0)	0% (0)	0% (0)	<b>6</b>
Student Development Office	16.67% (1)	33.33% (2)	16.67% (1)	0% (0)	0% (0)	16.67% (1)	16.67% (1)	<b>6</b>
Technology Help Desk	16.67% (1)	50% (3)	16.67% (1)	0% (0)	0% (0)	16.67% (1)	0% (0)	<b>6</b>
Tutor Center	16.67% (1)	33.33% (2)	16.67% (1)	0% (0)	0% (0)	33.33% (2)	0% (0)	<b>6</b>
University Catalog	16.67% (1)	50% (3)	16.67% (1)	0% (0)	0% (0)	16.67% (1)	0% (0)	<b>6</b>
University Email	33.33% (2)	50% (3)	16.67% (1)	0% (0)	0% (0)	0% (0)	0% (0)	<b>6</b>
University Police	16.67% (1)	50% (3)	16.67% (1)	0% (0)	0% (0)	16.67% (1)	0% (0)	<b>6</b>
University Website	33.33% (2)	33.33% (2)	33.33% (2)	0% (0)	0% (0)	0% (0)	0% (0)	<b>6</b>
Veteran Services	16.67% (1)	0% (0)	16.67% (1)	0% (0)	0% (0)	50% (3)	16.67% (1)	<b>6</b>
Volunteer Center	16.67% (1)	0% (0)	16.67% (1)	0% (0)	0% (0)	50% (3)	16.67% (1)	<b>6</b>
<b>Total Respondents</b>								<b>6</b>
(skipped this question)								3

**13.** Is there something that you would like to share with us regarding our faculty, staff, or administrators that wasn't captured in the questions above?

[No Answer Entered]

No responses were entered for this question.

**Total Respondents 0**

(skipped this question) 9

**14.** Is there something you would like to share with us regarding our offices, programs and services at Fitchburg State University that wasn't captured in the questions above?

Parking is a nightmare for commuter students. Conlon's lot is always full and the other lots are too far away from the main campus buildings. Students shouldn't have to leave an hour early to either get a spot or walk

1. half a mile. Price of parking tickets is unacceptable.

I called Financial Aid multiple times and never reached a person and was never called back.

**Total Respondents 1**

(skipped this question)

8

**15.** Please select your level of agreement with the following statements:

	Very High	High	Average	Low	Very Low	Response Total	Points	Avg
--	-----------	------	---------	-----	----------	----------------	--------	-----

Overall satisfaction with

my experience with Fitchburg State University	33.33% (2)	50% (3)	16.67% (1)	0% (0)	0% (0)	6
Likelihood that I will recommend the University to others	33.33% (2)	33.33% (2)	33.33% (2)	0% (0)	0% (0)	6
Likelihood that I will stay connected to the campus after completion of my degree	16.67% (1)	16.67% (1)	50% (3)	0% (0)	16.67% (1)	6

**Total Respondents** 6  
(skipped this question) 3

**16.** As we have stated previously, we are always looking for feedback that will help us improve. Is there something more you would like to share with us about your overall experience at Fitchburg State University?

[No Answer Entered]

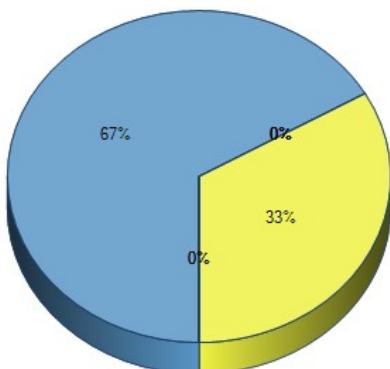
No responses were entered for this question.

**Total Respondents** 0  
(skipped this question) 9

**17.** As you prepare to leave Fitchburg State University, we would like to know about your short-term plans. Please mark each of the following as they relate to you currently.

	Yes	No	Not Applicable	Response Total	Points	Avg
I am currently employed or have a job offer in a field closely related to my current program of study	16.67% (1)	83.33% (5)	0% (0)	6		
I am currently employed or have a job offer in a field that is not related to my current program of study	50% (3)	50% (3)	0% (0)	6		
I am searching for employment in a field closely related to my current program of study	83.33% (5)	0% (0)	16.67% (1)	6		
I am searching for employment in a field not closely related to my current program of study	16.67% (1)	66.67% (4)	16.67% (1)	6		
I have been accepted into a graduate program to continue my education at Fitchburg State University	0% (0)	66.67% (4)	33.33% (2)	6		
I have been accepted into a graduate or doctoral program to continue my education at another institution	0% (0)	66.67% (4)	33.33% (2)	6		
I am not planning to continue my education at this time	66.67% (4)	16.67% (1)	16.67% (1)	6		
I am pursuing the military	0% (0)	83.33% (5)	16.67% (1)	6		
<b>Total Respondents</b>				<b>6</b>		
(skipped this question)				3		

**18.** What is your current or expected (if you are just starting a new position) annual salary?



	Response Total	Response Percent
None - not working	0	0%
Less than \$20,000	2	67%
\$20,001 - \$30,000	0	0%
\$30,001 - \$40,000	0	0%
\$40,001 - \$50,000	0	0%
\$50,001 - \$60,000	0	0%
\$60,001 +	1	33%
Prefer not to disclose	0	0%

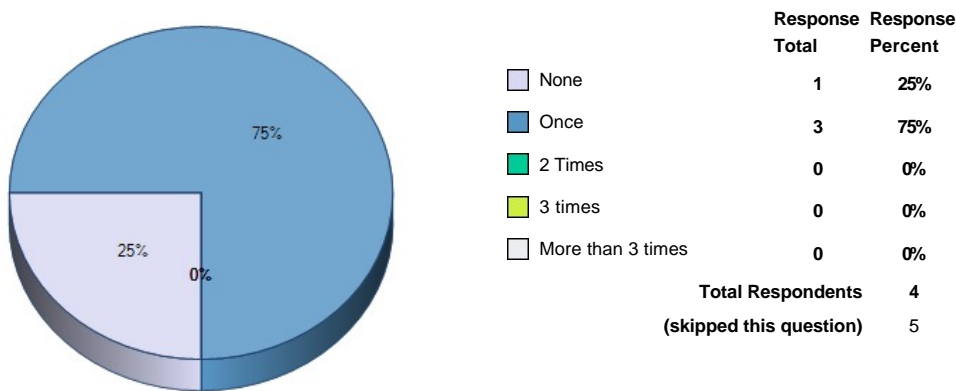
**Total Respondents** 3  
(skipped this question) 6



19. How would you rate the importance of the following while attending Fitchburg State University:

	Very Important	Important	Neutral	Unimportant	Very Unimportant	Response Total	Points	Avg
Small, New England campus	16.67% (1)	16.67% (1)	50% (3)	16.67% (1)	0% (0)	6		
Low student-to-faculty ratio	20% (1)	40% (2)	40% (2)	0% (0)	0% (0)	5		
Accessible to my work/home/family	33.33% (2)	16.67% (1)	50% (3)	0% (0)	0% (0)	6		
Close-knit, friendly culture	33.33% (2)	50% (3)	16.67% (1)	0% (0)	0% (0)	6		
Diversity of student body	33.33% (2)	16.67% (1)	50% (3)	0% (0)	0% (0)	6		
Academic program(s)	50% (3)	33.33% (2)	16.67% (1)	0% (0)	0% (0)	6		
Affordability	50% (3)	33.33% (2)	16.67% (1)	0% (0)	0% (0)	6		
Faculty	33.33% (2)	50% (3)	16.67% (1)	0% (0)	0% (0)	6		
Residential life	50% (3)	16.67% (1)	33.33% (2)	0% (0)	0% (0)	6		
Facilities	33.33% (2)	50% (3)	16.67% (1)	0% (0)	0% (0)	6		
Financial Aid	50% (3)	33.33% (2)	16.67% (1)	0% (0)	0% (0)	6		
Many activities in the region	33.33% (2)	16.67% (1)	33.33% (2)	16.67% (1)	0% (0)	6		
Services/support to first generation students	33.33% (2)	33.33% (2)	33.33% (2)	0% (0)	0% (0)	6		
Volunteer opportunities	33.33% (2)	0% (0)	66.67% (4)	0% (0)	0% (0)	6		
Athletics	16.67% (1)	0% (0)	33.33% (2)	16.67% (1)	33.33% (2)	6		
Military-friendly	16.67% (1)	16.67% (1)	33.33% (2)	16.67% (1)	16.67% (1)	6		
LGBTQ-friendly	33.33% (2)	16.67% (1)	50% (3)	0% (0)	0% (0)	6		
Honors Program	16.67% (1)	16.67% (1)	16.67% (1)	16.67% (1)	33.33% (2)	6		
Employment prospects	33.33% (2)	16.67% (1)	33.33% (2)	0% (0)	16.67% (1)	6		
Internships	33.33% (2)	50% (3)	16.67% (1)	0% (0)	0% (0)	6		
Study Abroad opportunities	33.33% (2)	33.33% (2)	33.33% (2)	0% (0)	0% (0)	6		
ROTC/National Guard	16.67% (1)	0% (0)	33.33% (2)	0% (0)	50% (3)	6		
<b>Total Respondents</b>						<b>6</b>		
(skipped this question)								3

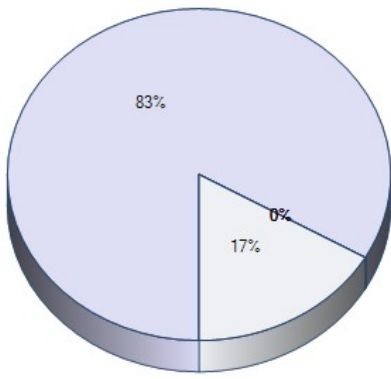
20. How many times did you change your major at Fitchburg State University?



21. As you finish your degree journey at Fitchburg State University, we would like to know how much your time here has impacted your growth. Please select the answer that best fits our impact on your growth below.

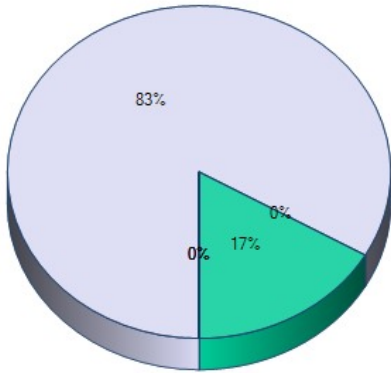
	Very Significant	Significant	No Change	Insignificant	Very Insignificant	Response Total	Points	Avg
Academic Growth (broadened your perception of the need to learn)	33.33% (2)	50% (3)	16.67% (1)	0% (0)	0% (0)	6		
Personal Growth	33.33% (2)	50% (3)	16.67% (1)	0% (0)	0% (0)	6		
Professional Growth (broaden your understanding of the need to continue to learn to achieve your career goals)	50% (3)	50% (3)	0% (0)	0% (0)	0% (0)	6		
<b>Total Respondents</b>						<b>6</b>		
(skipped this question)								3

22. To which gender identity do you most identify?



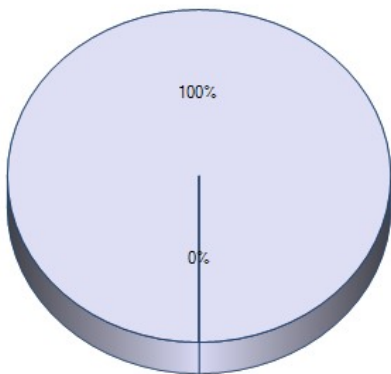
	Response Total	Response Percent
Male	5	83%
Female	0	0%
Transgender Male	0	0%
Transgender Female	0	0%
Do not identify as female, male or transgender	1	17%
<b>Total Respondents</b>	<b>6</b>	
<b>(skipped this question)</b>	<b>3</b>	

23. To which racial heritage do you predominantly identify?



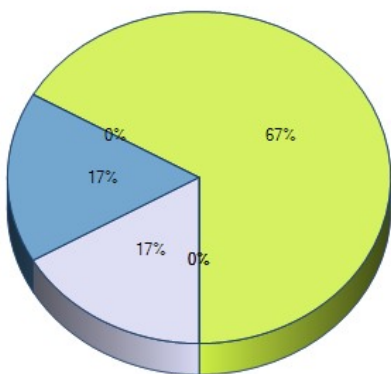
	Response Total	Response Percent
White/Caucasian	5	83%
Asian	0	0%
Hispanic/Latino	1	17%
Black/African American	0	0%
American Indian	0	0%
Other	0	0%
<b>Total Respondents</b>	<b>6</b>	
<b>(skipped this question)</b>	<b>3</b>	

24. During your time at the University, did you attend full-time or part-time?



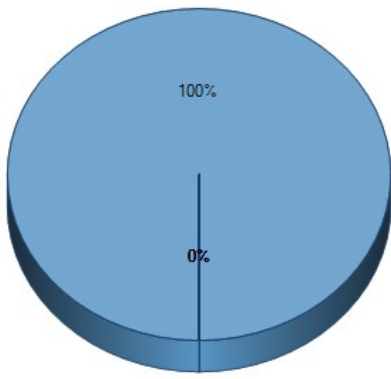
	Response Total	Response Percent
Full-time	6	100%
Part-time	0	0%
<b>Total Respondents</b>	<b>6</b>	
<b>(skipped this question)</b>	<b>3</b>	

25. During your time at the University, approximately how many hours did you work per week?



	Response Total	Response Percent
0	1	17%
1 - 10	1	17%
11 - 20	0	0%
21 - 30	4	67%
31 - 40	0	0%
40+	0	0%
<b>Total Respondents</b>	<b>6</b>	
<b>(skipped this question)</b>	<b>3</b>	

26. How many dependents do you have (not including yourself)?



- 1
- 2
- 3
- 4
- 5
- 5+

	Response Total	Response Percent
1	0	0%
2	1	100%
3	0	0%
4	0	0%
5	0	0%
5+	0	0%
<b>Total Respondents</b>	<b>1</b>	
<b>(skipped this question)</b>	<b>8</b>	