

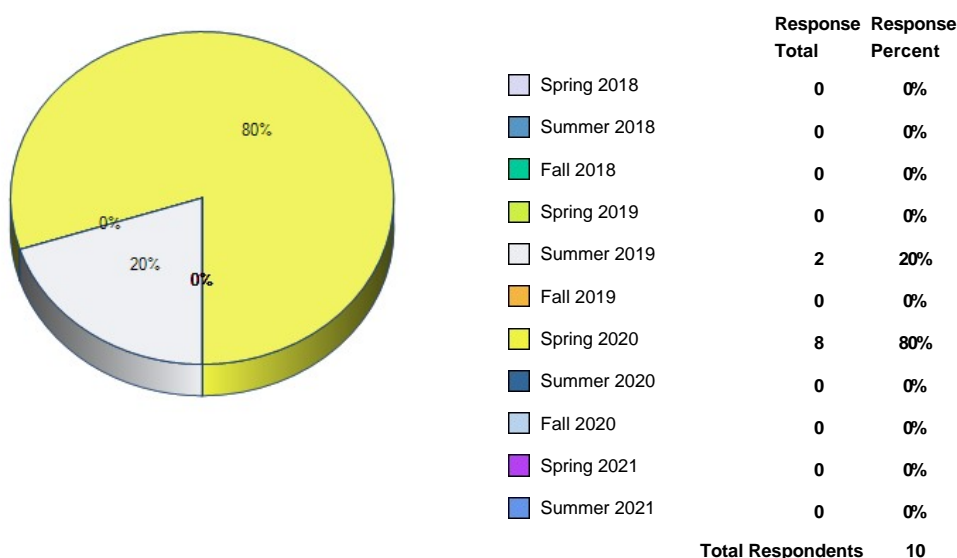
[Export Data CSV](#)

Graduating Student Feedback 2019 & 2020

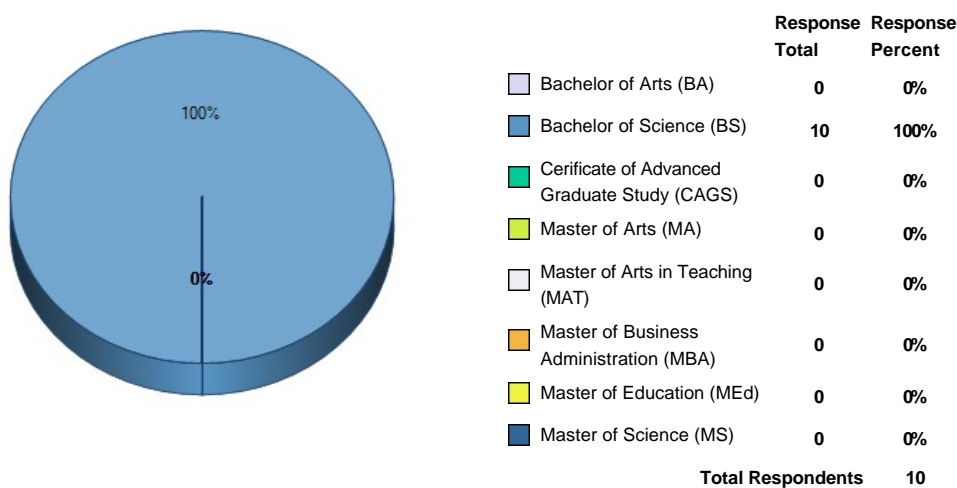
Survey Title: Graduating Student Feedback

Responses By Question Analysis:

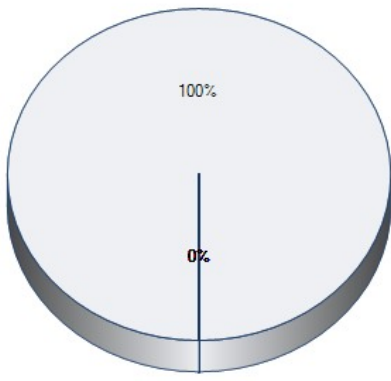
1. Please select the semester will you complete your program requirements from the list below:



2. Please select the Degree you are currently completing at Fitchburg State University from the list below:

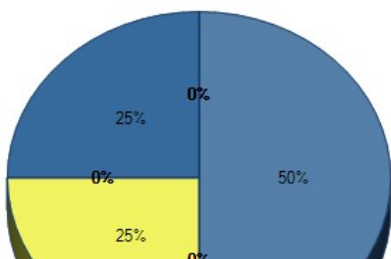


3. Please select the major field your studied for your degree:













































	Response Total	Response Percent
Arts Education (MEd only)	0	0%
Biology	0	0%
Business Administration	0	0%
Chemistry	0	0%
Clinical Mental Health Counseling	0	0%
Communication (MS only)	0	0%
Communications Media	0	0%
Computer Information Systems	0	0%
Computer Science	0	0%
Criminal Justice	0	0%
Curriculum and Teaching	0	0%
Early Childhood Education	0	0%
Educational Leadership	0	0%
Economics	0	0%
Elementary Education	0	0%
English Studies	0	0%
Environmental and Earth Science	0	0%
Exercise and Sports Science	10	100%
Game Design	0	0%
Geographic Science and Technology	0	0%
History	0	0%
Human Services	0	0%
Industrial Technology	0	0%
Interdisciplinary Studies	0	0%
LECOM Early Acceptance	0	0%
Mathematics	0	0%
Middle School Education	0	0%
Nursing - General	0	0%
Nursing - LPN to Baccalaureate	0	0%
Nursing - RN to Baccalaureate	0	0%
Occupational/Vocational Education	0	0%
Political Science	0	0%
Psychological Science	0	0%
Sociology	0	0%
Special Education	0	0%
Technology Education (Grades 5-12)	0	0%
Total Respondents	10	

4 . Please select your minor from the list below:

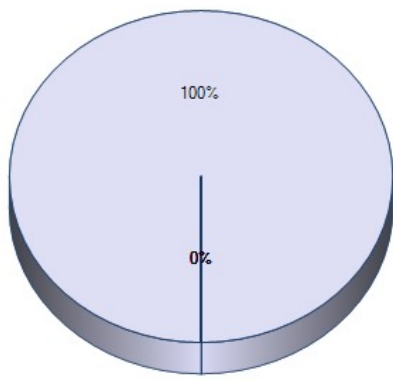


	Response Total	Response Percent
African-American Studies	0	0%
American Studies	0	0%
Art	0	0%
Art History	0	0%
Asian Studies	0	0%



	Biology	0	0%
	Business Administration	1	25%
	Chemistry	0	0%
	Communication Studies	0	0%
	Computer Science	0	0%
	Construction Technology	0	0%
	Criminal Justice	0	0%
	Deaf Studies	1	25%
	Disability Studies	0	0%
	Early Childhood Education	0	0%
	Economics	0	0%
	English Studies - Literature	0	0%
	English Studies -- Professional Writing	0	0%
	Environmental and Earth Science	0	0%
	Film Studies	0	0%
	French	0	0%
	Game Design	0	0%
	Geographic Design	0	0%
	History	0	0%
	History Secondary Education	0	0%
	Industrial Training	0	0%
	International Studies	0	0%
	Latin	0	0%
	Manufacturing Technology	0	0%
	Mathematics	0	0%
	Mathematics for Education	0	0%
	Middle School Education	0	0%
	Music	0	0%
	Neuroscience, Behavior, and Cognition	0	0%
	Peace Studies	0	0%
	Philosophy	0	0%
	Political Science	0	0%
	Psychological Science	0	0%
	Romance Languages	0	0%
	Social Science	0	0%
	Sociology	0	0%
	Spanish	0	0%
	Special Education	0	0%
	Studio Art	0	0%
	Theater	0	0%
	Women, Gender and Sexuality Studies	0	0%
	None	2	50%
Total Respondents		4	
(skipped this question)		6	

5. Please select the student group you most identify with from the list below:



	Response Total	Response Percent
Day Student	10	100%
Evening On Campus Student	0	0%
Evening On-line Student	0	0%
Evening Extended Campus Student	0	0%
Online Student	0	0%
Graduate Student	0	0%
Total Respondents	10	

6. Please rate the following academic experiences at Fitchburg State University:

	Excellent	Very Good	Good	Fair	Poor	Not Applicable	Response Total	Points	Avg
Availability of classes (e.g. time offered, seats open)	25% (2)	12.5% (1)	50% (4)	0% (0)	12.5% (1)	0% (0)	8		
Frequency of course offerings	12.5% (1)	25% (2)	37.5% (3)	12.5% (1)	12.5% (1)	0% (0)	8		
Size of classes	37.5% (3)	12.5% (1)	50% (4)	0% (0)	0% (0)	0% (0)	8		
Quality of instruction	33.33% (3)	22.22% (2)	33.33% (3)	0% (0)	11.11% (1)	0% (0)	9		
Quality of texts and other instructional materials	25% (2)	25% (2)	25% (2)	12.5% (1)	12.5% (1)	0% (0)	8		
Availability of faculty outside of the classroom	25% (2)	12.5% (1)	50% (4)	0% (0)	12.5% (1)	0% (0)	8		
Timeliness and relevance of course content	37.5% (3)	12.5% (1)	37.5% (3)	0% (0)	12.5% (1)	0% (0)	8		
Quality of high impact (outside the classroom) experiences (e.g. internships, practicum, etc.)	37.5% (3)	12.5% (1)	37.5% (3)	0% (0)	12.5% (1)	0% (0)	8		
Overall level of challenge in the coursework	22.22% (2)	22.22% (2)	44.44% (4)	0% (0)	11.11% (1)	0% (0)	9		
Match between career goals and course-of-study requirements	37.5% (3)	0% (0)	50% (4)	0% (0)	12.5% (1)	0% (0)	8		
Overall level of faculty advisement	25% (2)	25% (2)	37.5% (3)	0% (0)	12.5% (1)	0% (0)	8		
Total Respondents							8		
(skipped this question)							2		

7. Please rate the quality of the facilities and activities offered at Fitchburg State University:

	Excellent	Very Good	Good	Fair	Poor	No Interaction	Response Total	Points	Avg
Classrooms	25% (2)	12.5% (1)	25% (2)	37.5% (3)	0% (0)	0% (0)	8		
Labs	25% (2)	12.5% (1)	50% (4)	12.5% (1)	0% (0)	0% (0)	8		
Other General facilities (e.g. studios, gym)	25% (2)	12.5% (1)	25% (2)	25% (2)	12.5% (1)	0% (0)	8		
Computer Labs	12.5% (1)	12.5% (1)	25% (2)	12.5% (1)	0% (0)	37.5% (3)	8		
Library	12.5% (1)	50% (4)	25% (2)	0% (0)	12.5% (1)	0% (0)	8		
Technology in the classroom	25% (2)	25% (2)	37.5% (3)	0% (0)	12.5% (1)	0% (0)	8		
Online technologies utilized in your classes	25% (2)	25% (2)	25% (2)	12.5% (1)	12.5% (1)	0% (0)	8		
Musical or theatrical performances on-campus	12.5% (1)	12.5% (1)	25% (2)	0% (0)	12.5% (1)	37.5% (3)	8		
Intramural athletic offerings	12.5% (1)	12.5% (1)	37.5% (3)	0% (0)	12.5% (1)	25% (2)	8		
Intercollegiate athletic events	12.5% (1)	12.5% (1)	37.5% (3)	0% (0)	12.5% (1)	25% (2)	8		
Greek Life	12.5% (1)	12.5% (1)	25% (2)	12.5% (1)	0% (0)	37.5% (3)	8		

Student Organizations	12.5% (1)	12.5% (1)	50% (4)	0% (0)	12.5% (1)	12.5% (1)	8
Total Respondents							8
	(skipped this question)						2

8. How well did Fitchburg State University prepare you in terms of the following skill sets:

	Very Well	Well	Neutral	Poorly	Very Poorly	Response Total	Points	Avg	
Ability to think analytically and logically	25% (2)	50% (4)	12.5% (1)	0% (0)	12.5% (1)	8			
Ability to acquire new skills and knowledge on your own	25% (2)	50% (4)	12.5% (1)	0% (0)	12.5% (1)	8			
Ability to use the knowledge, ideas, or perspectives gained from your major field	37.5% (3)	37.5% (3)	12.5% (1)	0% (0)	12.5% (1)	8			
Ability to orally communicate well	37.5% (3)	37.5% (3)	12.5% (1)	0% (0)	12.5% (1)	8			
Ability to judge information/ideas/actions/conclusions based on sources/methods/reasoning	37.5% (3)	37.5% (3)	12.5% (1)	0% (0)	12.5% (1)	8			
Ability to write effectively	37.5% (3)	37.5% (3)	12.5% (1)	0% (0)	12.5% (1)	8			
Ability to use information technology in intellectual and/or professional pursuits	37.5% (3)	25% (2)	25% (2)	0% (0)	12.5% (1)	8			
Ability to understand and appreciate cultural and ethnic differences between people	25% (2)	37.5% (3)	25% (2)	0% (0)	12.5% (1)	8			
Ability to understand international perspectives on economic, political, social, and cultural issues	37.5% (3)	37.5% (3)	12.5% (1)	0% (0)	12.5% (1)	8			
Ability to gain an understanding of or appreciation for the arts	37.5% (3)	37.5% (3)	12.5% (1)	0% (0)	12.5% (1)	8			
Ability to understand and apply quantitative principles and methods	37.5% (3)	37.5% (3)	12.5% (1)	0% (0)	12.5% (1)	8			
Ability to understand scientific method	37.5% (3)	37.5% (3)	12.5% (1)	0% (0)	12.5% (1)	8			
Total Respondents							8		
	(skipped this question)						2		

9. How well did Fitchburg State University prepare you for the following personal and professional situational skill sets:

	Very Well	Well	Neutral	Poorly	Very Poorly	Response Total	Points	Avg	
Your ability to work as a member of a team or group	25% (2)	62.5% (5)	0% (0)	0% (0)	12.5% (1)	8			
Your ability to get along with people of diverse backgrounds and perspectives	25% (2)	50% (4)	12.5% (1)	0% (0)	12.5% (1)	8			
Your ability to lead others effectively	37.5% (3)	50% (4)	0% (0)	0% (0)	12.5% (1)	8			
Your ability to evaluate and choose between alternative courses of action	37.5% (3)	37.5% (3)	12.5% (1)	0% (0)	12.5% (1)	8			
Your awareness of contemporary issues and their causes and consequences	37.5% (3)	50% (4)	0% (0)	0% (0)	12.5% (1)	8			
Total Respondents							8		
	(skipped this question)						2		

10. We are always looking for feedback to help us with quality and improvements. Is there something you would like to share with us regarding facilities or your program that wasn't captured above?

[No Answer Entered]

No responses were entered for this question.

Total Respondents 0
(skipped this question) 10

11. What is your level of agreement with the following statements:

	Strongly Agree	Agree	Neutral	Disagree	Strongly Disagree	No Basis for Judgement	Response Total	Points	Avg
Faculty demonstrated commitment to my learning, personal well	50% (3)	50% (3)	0% (0)	0% (0)	0% (0)	0% (0)	6		

being and success Administrators (e.g. vice presidents, deans and directors) demonstrated commitment to my learning, personal well being and success	33.33% (2)	33.33% (2)	16.67% (1)	0% (0)	16.67% (1)	0% (0)	6
Other University staff demonstrated commitment to my learning, personal well being and success	16.67% (1)	50% (3)	33.33% (2)	0% (0)	0% (0)	0% (0)	6
Library resources (e.g. books, database subscriptions, inter- library loan) were adequate for my research and learning needs	16.67% (1)	66.67% (4)	16.67% (1)	0% (0)	0% (0)	0% (0)	6
Library hours and web resource availability were adequate for my research and learning needs	16.67% (1)	83.33% (5)	0% (0)	0% (0)	0% (0)	0% (0)	6
Library staff were knowledgeable and demonstrated commitment to my learning and academic success.	16.67% (1)	83.33% (5)	0% (0)	0% (0)	0% (0)	0% (0)	6
I learned about research strategies and sources of information from the library staff.	16.67% (1)	83.33% (5)	0% (0)	0% (0)	0% (0)	0% (0)	6
	Total Respondents						6
	(skipped this question)						4

12. Please rate your overall experience with the following offices, programs and services at Fitchburg State University:

	Very Positive	Mostly Positive	Neutral	Mostly Negative	Very Negative	No Interaction	Was Unaware	Response Total	Points	Avg
Academic Department Office/Staff	50% (3)	50% (3)	0% (0)	0% (0)	0% (0)	0% (0)	0% (0)	6		
Admissions Office	33.33% (2)	66.67% (4)	0% (0)	0% (0)	0% (0)	0% (0)	0% (0)	6		
Advising Center	33.33% (2)	66.67% (4)	0% (0)	0% (0)	0% (0)	0% (0)	0% (0)	6		
Bookstore	33.33% (2)	66.67% (4)	0% (0)	0% (0)	0% (0)	0% (0)	0% (0)	6		
Capital Planning and Maintenance (e.g. buildings & grounds)	33.33% (2)	50% (3)	16.67% (1)	0% (0)	0% (0)	0% (0)	0% (0)	6		
Career Counseling Office	16.67% (1)	50% (3)	0% (0)	0% (0)	0% (0)	16.67% (1)	16.67% (1)	6		
Center for Diversity and Inclusiveness	0% (0)	66.67% (4)	0% (0)	0% (0)	0% (0)	16.67% (1)	16.67% (1)	6		
Chartwell's Dining Services	0% (0)	50% (3)	33.33% (2)	0% (0)	0% (0)	0% (0)	16.67% (1)	6		
Commuter Affairs	33.33% (2)	33.33% (2)	16.67% (1)	0% (0)	0% (0)	16.67% (1)	0% (0)	6		
Counseling Services	16.67% (1)	50% (3)	0% (0)	0% (0)	0% (0)	16.67% (1)	16.67% (1)	6		
Disability Services	16.67% (1)	33.33% (2)	16.67% (1)	0% (0)	0% (0)	16.67% (1)	16.67% (1)	6		
Financial Aid	16.67% (1)	33.33% (2)	16.67% (1)	0% (0)	16.67% (1)	0% (0)	16.67% (1)	6		
Graduate and Continuing Education (GCE)	0% (0)	33.33% (2)	16.67% (1)	0% (0)	0% (0)	33.33% (2)	16.67% (1)	6		
Health Services	16.67% (1)	33.33% (2)	33.33% (2)	0% (0)	0% (0)	0% (0)	16.67% (1)	6		
Housing and Residential Services	16.67% (1)	50% (3)	16.67% (1)	0% (0)	0% (0)	0% (0)	16.67% (1)	6		
Information Desk (Hammond Hall)	16.67% (1)	50% (3)	16.67% (1)	0% (0)	0% (0)	0% (0)	16.67% (1)	6		
International Education (e.g.	16.67% (1)	33.33% (2)	16.67% (1)	0% (0)	0% (0)	16.67% (1)	16.67% (1)	6		

study abroad)									
On-campus Job Recruitment	16.67% (1)	33.33% (2)	16.67% (1)	0% (0)	0% (0)	16.67% (1)	16.67% (1)	6	
One Card	33.33% (2)	66.67% (4)	0% (0)	0% (0)	0% (0)	0% (0)	0% (0)	6	
Online Services (e.g. financial aid, registration, add/drop	33.33% (2)	50% (3)	16.67% (1)	0% (0)	0% (0)	0% (0)	0% (0)	6	
Parking	33.33% (2)	16.67% (1)	33.33% (2)	0% (0)	16.67% (1)	0% (0)	0% (0)	6	
Recreation Services	50% (3)	50% (3)	0% (0)	0% (0)	0% (0)	0% (0)	0% (0)	6	
Registrar's Office	33.33% (2)	50% (3)	0% (0)	0% (0)	16.67% (1)	0% (0)	0% (0)	6	
Shuttle Service	16.67% (1)	33.33% (2)	33.33% (2)	0% (0)	0% (0)	0% (0)	16.67% (1)	6	
Student Accounts	33.33% (2)	33.33% (2)	33.33% (2)	0% (0)	0% (0)	0% (0)	0% (0)	6	
Student Development Office	50% (3)	33.33% (2)	0% (0)	0% (0)	0% (0)	16.67% (1)	0% (0)	6	
Technology Help Desk	16.67% (1)	33.33% (2)	33.33% (2)	0% (0)	0% (0)	0% (0)	16.67% (1)	6	
Tutor Center	33.33% (2)	33.33% (2)	0% (0)	0% (0)	0% (0)	16.67% (1)	16.67% (1)	6	
University Catalog	33.33% (2)	50% (3)	0% (0)	0% (0)	0% (0)	16.67% (1)	0% (0)	6	
University Email	33.33% (2)	50% (3)	16.67% (1)	0% (0)	0% (0)	0% (0)	0% (0)	6	
University Police	16.67% (1)	50% (3)	16.67% (1)	0% (0)	0% (0)	0% (0)	16.67% (1)	6	
University Website	33.33% (2)	50% (3)	16.67% (1)	0% (0)	0% (0)	0% (0)	0% (0)	6	
Veteran Services	16.67% (1)	16.67% (1)	16.67% (1)	0% (0)	0% (0)	33.33% (2)	16.67% (1)	6	
Volunteer Center	16.67% (1)	16.67% (1)	16.67% (1)	0% (0)	0% (0)	33.33% (2)	16.67% (1)	6	
						Total Respondents	6		
						(skipped this question)		4	

13. Is there something that you would like to share with us regarding our faculty, staff, or administrators that wasn't captured in the questions above?

[No Answer Entered]

No responses were entered for this question.

Total Respondents 0

(skipped this question) 10

14. Is there something you would like to share with us regarding our offices, programs and services at Fitchburg State University that wasn't captured in the questions above?

[No Answer Entered]

No responses were entered for this question.

Total Respondents 0

(skipped this question) 10

15. Please select your level of agreement with the following statements:

	Very High	High	Average	Low	Very Low	Response Total	Points	Avg
Overall satisfaction with my experience with Fitchburg State University	16.67% (1)	83.33% (5)	0% (0)	0% (0)	0% (0)	6		
Likelihood that I will recommend the University to others	16.67% (1)	66.67% (4)	16.67% (1)	0% (0)	0% (0)	6		
Likelihood that I will stay connected to the campus after completion of my degree	16.67% (1)	83.33% (5)	0% (0)	0% (0)	0% (0)	6		

Total Respondents 6

(skipped this question) 4

16. As we have stated previously, we are always looking for feedback that will help us improve. Is there something more you would like to share with us about your overall experience at Fitchburg State University?

[No Answer Entered]

No responses were entered for this question.

Total Respondents 0

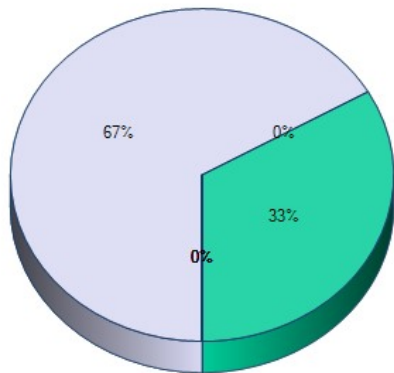
(skipped this question) 10

17. As you prepare to leave Fitchburg State University, we would like to know about your short-term plans. Please mark each of the following as they relate to you currently.

	Yes	No	Not Applicable	Response Total	Points	Avg
I am currently employed or have a job offer in a field closely related to my current program of study	16.67% (1)	83.33% (5)	0% (0)	6		

I am currently employed or have a job offer in a field that is not related to my current program of study	16.67% (1)	83.33% (5)	0% (0)	6
I am searching for employment in a field closely related to my current program of study	100% (6)	0% (0)	0% (0)	6
I am searching for employment in a field not closely related to my current program of study	16.67% (1)	83.33% (5)	0% (0)	6
I have been accepted into a graduate program to continue my education at Fitchburg State University	0% (0)	83.33% (5)	16.67% (1)	6
I have been accepted into a graduate or doctoral program to continue my education at another institution	16.67% (1)	66.67% (4)	16.67% (1)	6
I am not planning to continue my education at this time	50% (3)	50% (3)	0% (0)	6
I am pursuing the military	0% (0)	100% (6)	0% (0)	6
Total Respondents				6
			(skipped this question)	4

18. What is your current or expected (if you are just starting a new position) annual salary?



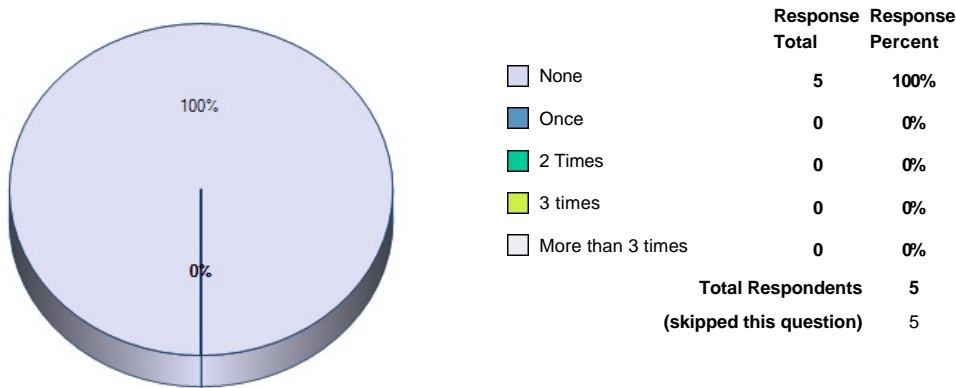
	Response Total	Response Percent
None - not working	2	67%
Less than \$20,000	0	0%
\$20,001 - \$30,000	1	33%
\$30,001 - \$40,000	0	0%
\$40,001 - \$50,000	0	0%
\$50,001 - \$60,000	0	0%
\$60,001 +	0	0%
Prefer not to disclose	0	0%
Total Respondents	3	
(skipped this question)	7	

19. How would you rate the importance of the following while attending Fitchburg State University:

	Very Important	Important	Neutral	Unimportant	Very Unimportant	Response Total	Points	Avg
Small, New England campus	33.33% (2)	50% (3)	0% (0)	16.67% (1)	0% (0)	6		
Low student-to-faculty ratio	33.33% (2)	66.67% (4)	0% (0)	0% (0)	0% (0)	6		
Accessible to my work/home/family	50% (3)	33.33% (2)	16.67% (1)	0% (0)	0% (0)	6		
Close-knit, friendly culture	16.67% (1)	66.67% (4)	16.67% (1)	0% (0)	0% (0)	6		
Diversity of student body	50% (3)	50% (3)	0% (0)	0% (0)	0% (0)	6		
Academic program(s)	50% (3)	50% (3)	0% (0)	0% (0)	0% (0)	6		
Affordability	66.67% (4)	33.33% (2)	0% (0)	0% (0)	0% (0)	6		
Faculty	66.67% (4)	33.33% (2)	0% (0)	0% (0)	0% (0)	6		
Residential life	50% (3)	16.67% (1)	16.67% (1)	0% (0)	16.67% (1)	6		
Facilities	50% (3)	33.33% (2)	16.67% (1)	0% (0)	0% (0)	6		
Financial Aid	50% (3)	33.33% (2)	0% (0)	0% (0)	16.67% (1)	6		
Many activities in the region	16.67% (1)	50% (3)	16.67% (1)	0% (0)	16.67% (1)	6		
Services/support to first generation students	66.67% (4)	16.67% (1)	0% (0)	0% (0)	16.67% (1)	6		
Volunteer opportunities	33.33% (2)	50% (3)	0% (0)	0% (0)	16.67% (1)	6		
Athletics	33.33% (2)	50% (3)	0% (0)	0% (0)	16.67% (1)	6		
Military-friendly	33.33% (2)	50% (3)	0% (0)	0% (0)	16.67% (1)	6		
LGBTQ-friendly	16.67% (1)	50% (3)	16.67% (1)	0% (0)	16.67% (1)	6		

Honors Program	33.33% (2)	33.33% (2)	16.67% (1)	0% (0)	16.67% (1)	6
Employment prospects	50% (3)	50% (3)	0% (0)	0% (0)	0% (0)	6
Internships	50% (3)	50% (3)	0% (0)	0% (0)	0% (0)	6
Study Abroad opportunities	50% (3)	33.33% (2)	0% (0)	0% (0)	16.67% (1)	6
ROTC/National Guard	33.33% (2)	33.33% (2)	16.67% (1)	0% (0)	16.67% (1)	6
					Total Respondents	6
					(skipped this question)	4

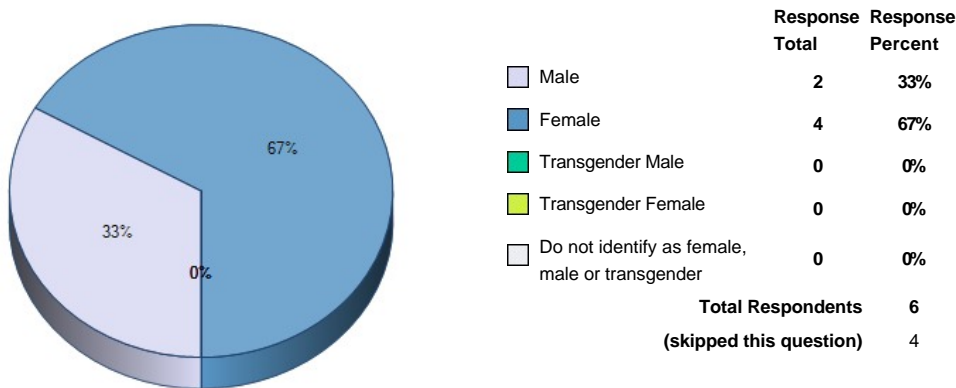
20. How many times did you change your major at Fitchburg State University?



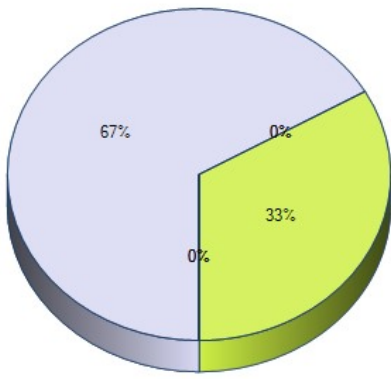
21. As you finish your degree journey at Fitchburg State University, we would like to know how much your time here has impacted your growth. Please select the answer that best fits our impact on your growth below.

	Very Significant	Significant	No Change	Insignificant	Very Insignificant	Response Total	Points	Avg
Academic Growth (broadened your perception of the need to learn)	50% (3)	50% (3)	0% (0)	0% (0)	0% (0)	6		
Personal Growth	66.67% (4)	33.33% (2)	0% (0)	0% (0)	0% (0)	6		
Professional Growth (broaden your understanding of the need to continue to learn to achieve your career goals)	66.67% (4)	33.33% (2)	0% (0)	0% (0)	0% (0)	6		
						Total Respondents	6	
						(skipped this question)	4	

22. To which gender identity do you most identify?



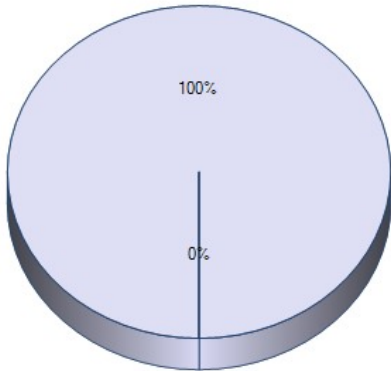
23. To which racial heritage do you predominantly identify?



- White/Caucasian
- Asian
- Hispanic/Latino
- Black/African American
- American Indian
- Other

	Response Total	Response Percent
White/Caucasian	4	67%
Asian	0	0%
Hispanic/Latino	0	0%
Black/African American	2	33%
American Indian	0	0%
Other	0	0%
Total Respondents	6	
(skipped this question)	4	

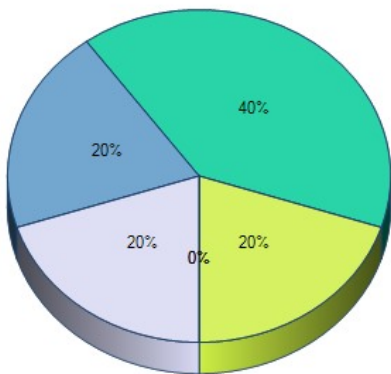
24. During your time at the University, did you attend full-time or part-time?



- Full-time
- Part-time

	Response Total	Response Percent
Full-time	6	100%
Part-time	0	0%
Total Respondents	6	
(skipped this question)	4	

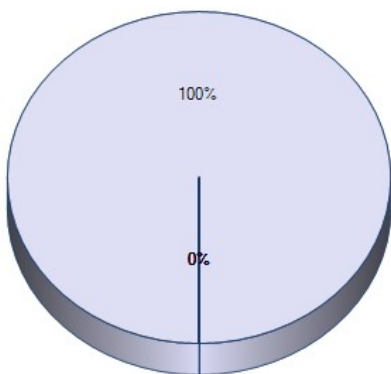
25. During your time at the University, approximately how many hours did you work per week?



- 0
- 1 - 10
- 11 - 20
- 21 - 30
- 31 - 40
- 40+

	Response Total	Response Percent
0	1	20%
1 - 10	1	20%
11 - 20	2	40%
21 - 30	1	20%
31 - 40	0	0%
40+	0	0%
Total Respondents	5	
(skipped this question)	5	

26. How many dependents do you have (not including yourself)?



- 1
- 2
- 3
- 4
- 5
- 5+

	Response Total	Response Percent
1	1	100%
2	0	0%
3	0	0%
4	0	0%
5	0	0%
5+	0	0%
Total Respondents	1	
(skipped this question)	9	