

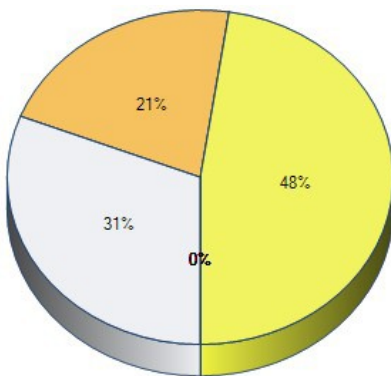
Export Data CSV

Graduating Student Feedback 2019 & 2020

Survey Title: Graduating Student Feedback

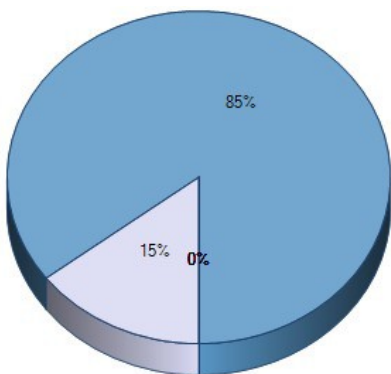
Responses By Question Analysis:

1. Please select the semester will you complete your program requirements from the list below:



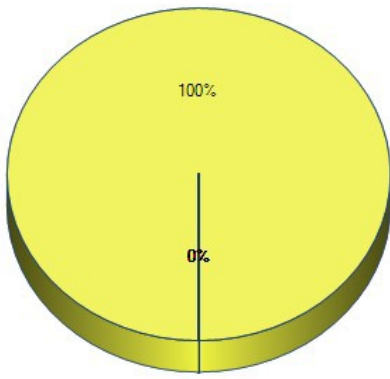
	Response Total	Response Percent
Spring 2018	0	0%
Summer 2018	0	0%
Fall 2018	0	0%
Spring 2019	0	0%
Summer 2019	13	31%
Fall 2019	9	21%
Spring 2020	20	48%
Summer 2020	0	0%
Fall 2020	0	0%
Spring 2021	0	0%
Summer 2021	0	0%
Total Respondents	42	

2. Please select the Degree you are currently completing at Fitchburg State University from the list below:



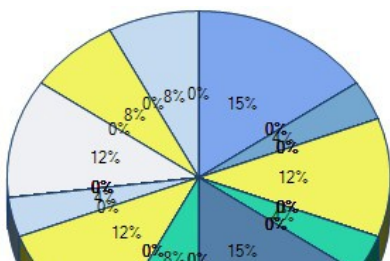
	Response Total	Response Percent
Bachelor of Arts (BA)	6	15%
Bachelor of Science (BS)	35	85%
Certificate of Advanced Graduate Study (CAGS)	0	0%
Master of Arts (MA)	0	0%
Master of Arts in Teaching (MAT)	0	0%
Master of Business Administration (MBA)	0	0%
Master of Education (MEd)	0	0%
Master of Science (MS)	0	0%
Total Respondents	41	
(skipped this question)	1	

3. Please select the major field your studied for your degree:

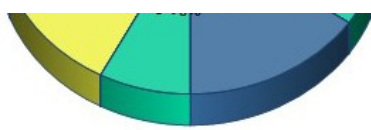












































	Response Total	Response Percent
Arts Education (MEd only)	0	0%
Biology	0	0%
Business Administration	0	0%
Chemistry	0	0%
Clinical Mental Health Counseling	0	0%
Communication (MS only)	0	0%
Communications Media	42	100%
Computer Information Systems	0	0%
Computer Science	0	0%
Criminal Justice	0	0%
Curriculum and Teaching	0	0%
Early Childhood Education	0	0%
Educational Leadership	0	0%
Economics	0	0%
Elementary Education	0	0%
English Studies	0	0%
Environmental and Earth Science	0	0%
Exercise and Sports Science	0	0%
Game Design	0	0%
Geographic Science and Technology	0	0%
History	0	0%
Human Services	0	0%
Industrial Technology	0	0%
Interdisciplinary Studies	0	0%
LECOM Early Acceptance	0	0%
Mathematics	0	0%
Middle School Education	0	0%
Nursing - General	0	0%
Nursing - LPN to Baccalaureate	0	0%
Nursing - RN to Baccalaureate	0	0%
Occupational/Vocational Education	0	0%
Political Science	0	0%
Psychological Science	0	0%
Sociology	0	0%
Special Education	0	0%
Technology Education (Grades 5-12)	0	0%
Total Respondents	42	

4. Please select your minor from the list below:

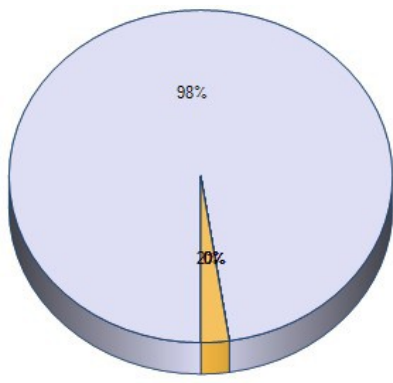


	Response Total	Response Percent
African-American Studies	0	0%
American Studies	0	0%
Art	2	8%
Art History	0	0%
Asian Studies	0	0%



	Biology	0	0%
	Business Administration	3	12%
	Chemistry	0	0%
	Communication Studies	1	4%
	Computer Science	0	0%
	Construction Technology	0	0%
	Criminal Justice	0	0%
	Deaf Studies	0	0%
	Disability Studies	0	0%
	Early Childhood Education	0	0%
	Economics	0	0%
	English Studies - Literature	0	0%
	English Studies -- Professional Writing	3	12%
	Environmental and Earth Science	0	0%
	Film Studies	2	8%
	French	0	0%
	Game Design	2	8%
	Geographic Design	0	0%
	History	4	15%
	History Secondary Education	0	0%
	Industrial Training	0	0%
	International Studies	0	0%
	Latin	1	4%
	Manufacturing Technology	0	0%
	Mathematics	0	0%
	Mathematics for Education	0	0%
	Middle School Education	0	0%
	Music	3	12%
	Neuroscience, Behavior, and Cognition	0	0%
	Peace Studies	0	0%
	Philosophy	0	0%
	Political Science	0	0%
	Psychological Science	0	0%
	Romance Languages	0	0%
	Social Science	0	0%
	Sociology	0	0%
	Spanish	1	4%
	Special Education	0	0%
	Studio Art	0	0%
	Theater	0	0%
	Women, Gender and Sexuality Studies	0	0%
	None	4	15%
Total Respondents		26	
(skipped this question)		16	

5. Please select the student group you most identify with from the list below:



	Response Total	Response Percent
Day Student	41	98%
Evening On Campus Student	0	0%
Evening On-line Student	0	0%
Evening Extended Campus Student	0	0%
Online Student	0	0%
Graduate Student	1	2%
Total Respondents	42	

6. Please rate the following academic experiences at Fitchburg State University:

	Excellent	Very Good	Good	Fair	Poor	Not Applicable	Response Total	Points	Avg
Availability of classes (e.g. time offered, seats open)	20.59% (7)	26.47% (9)	35.29% (12)	8.82% (3)	8.82% (3)	0% (0)	34		
Frequency of course offerings	14.71% (5)	14.71% (5)	38.24% (13)	23.53% (8)	8.82% (3)	0% (0)	34		
Size of classes	28.57% (10)	40% (14)	25.71% (9)	0% (0)	5.71% (2)	0% (0)	35		
Quality of instruction	23.53% (8)	26.47% (9)	44.12% (15)	0% (0)	5.88% (2)	0% (0)	34		
Quality of texts and other instructional materials	14.71% (5)	23.53% (8)	32.35% (11)	20.59% (7)	8.82% (3)	0% (0)	34		
Availability of faculty outside of the classroom	23.53% (8)	38.24% (13)	32.35% (11)	0% (0)	5.88% (2)	0% (0)	34		
Timeliness and relevance of course content	23.53% (8)	35.29% (12)	32.35% (11)	2.94% (1)	5.88% (2)	0% (0)	34		
Quality of high impact (outside the classroom) experiences (e.g. internships, practicum, etc.)	22.86% (8)	42.86% (15)	17.14% (6)	5.71% (2)	5.71% (2)	5.71% (2)	35		
Overall level of challenge in the coursework	17.14% (6)	28.57% (10)	37.14% (13)	11.43% (4)	5.71% (2)	0% (0)	35		
Match between career goals and course-of-study requirements	23.53% (8)	29.41% (10)	35.29% (12)	2.94% (1)	8.82% (3)	0% (0)	34		
Overall level of faculty advisement	23.53% (8)	41.18% (14)	23.53% (8)	0% (0)	11.76% (4)	0% (0)	34		
Total Respondents							34		
(skipped this question)							8		

7. Please rate the quality of the facilities and activities offered at Fitchburg State University:

	Excellent	Very Good	Good	Fair	Poor	No Interaction	Response Total	Points	Avg
Classrooms	17.65% (6)	35.29% (12)	32.35% (11)	8.82% (3)	5.88% (2)	0% (0)	34		
Labs	25.71% (9)	37.14% (13)	25.71% (9)	0% (0)	5.71% (2)	5.71% (2)	35		
Other General facilities (e.g. studios, gym)	18.18% (6)	39.39% (13)	30.3% (10)	0% (0)	9.09% (3)	3.03% (1)	33		
Computer Labs	17.65% (6)	41.18% (14)	32.35% (11)	0% (0)	5.88% (2)	2.94% (1)	34		
Library	41.18% (14)	35.29% (12)	20.59% (7)	0% (0)	2.94% (1)	0% (0)	34		
Technology in the classroom	20.59% (7)	38.24% (13)	29.41% (10)	5.88% (2)	5.88% (2)	0% (0)	34		
Online technologies utilized in your classes	20.59% (7)	23.53% (8)	35.29% (12)	14.71% (5)	5.88% (2)	0% (0)	34		
Musical or theatrical performances on-campus	26.47% (9)	23.53% (8)	14.71% (5)	2.94% (1)	5.88% (2)	26.47% (9)	34		
Intramural athletic offerings	8.11% (3)	18.92% (7)	10.81% (4)	2.7% (1)	8.11% (3)	51.35% (19)	37		

Intercollegiate athletic events	5.88% (2)	17.65% (6)	11.76% (4)	5.88% (2)	8.82% (3)	50% (17)	34
Greek Life	2.94% (1)	8.82% (3)	14.71% (5)	2.94% (1)	8.82% (3)	61.76% (21)	34
Student Organizations	8.82% (3)	26.47% (9)	17.65% (6)	8.82% (3)	5.88% (2)	32.35% (11)	34
	Total Respondents						34
	(skipped this question)						8

8. How well did Fitchburg State University prepare you in terms of the following skill sets:

	Very Well	Well	Neutral	Poorly	Very Poorly	Response Total	Points	Avg	
Ability to think analytically and logically	41.18% (14)	38.24% (13)	14.71% (5)	2.94% (1)	2.94% (1)	34			
Ability to acquire new skills and knowledge on your own	37.14% (13)	45.71% (16)	11.43% (4)	2.86% (1)	2.86% (1)	35			
Ability to use the knowledge, ideas, or perspectives gained from your major field	35.29% (12)	47.06% (16)	14.71% (5)	0% (0)	2.94% (1)	34			
Ability to orally communicate well	35.29% (12)	35.29% (12)	20.59% (7)	5.88% (2)	2.94% (1)	34			
Ability to judge information/ideas/actions/conclusions based on sources/methods/reasoning	35.29% (12)	47.06% (16)	11.76% (4)	2.94% (1)	2.94% (1)	34			
Ability to write effectively	38.24% (13)	26.47% (9)	29.41% (10)	0% (0)	5.88% (2)	34			
Ability to use information technology in intellectual and/or professional pursuits	32.35% (11)	44.12% (15)	17.65% (6)	0% (0)	5.88% (2)	34			
Ability to understand and appreciate cultural and ethnic differences between people	29.41% (10)	47.06% (16)	17.65% (6)	0% (0)	5.88% (2)	34			
Ability to understand international perspectives on economic, political, social, and cultural issues	32.35% (11)	35.29% (12)	26.47% (9)	0% (0)	5.88% (2)	34			
Ability to gain an understanding of or appreciation for the arts	50% (16)	37.5% (12)	6.25% (2)	0% (0)	6.25% (2)	32			
Ability to understand and apply quantitative principles and methods	23.53% (8)	52.94% (18)	14.71% (5)	2.94% (1)	5.88% (2)	34			
Ability to understand scientific method	17.14% (6)	45.71% (16)	25.71% (9)	5.71% (2)	5.71% (2)	35			
	Total Respondents						34		
	(skipped this question)						8		

9. How well did Fitchburg State University prepare you for the following personal and professional situational skill sets:

	Very Well	Well	Neutral	Poorly	Very Poorly	Response Total	Points	Avg	
Your ability to work as a member of a team or group	38.24% (13)	38.24% (13)	14.71% (5)	2.94% (1)	5.88% (2)	34			
Your ability to get along with people of diverse backgrounds and perspectives	38.24% (13)	38.24% (13)	17.65% (6)	0% (0)	5.88% (2)	34			
Your ability to lead others effectively	35.29% (12)	38.24% (13)	11.76% (4)	8.82% (3)	5.88% (2)	34			
Your ability to evaluate and choose between alternative courses of action	32.35% (11)	44.12% (15)	11.76% (4)	5.88% (2)	5.88% (2)	34			
Your awareness of contemporary issues and their causes and consequences	29.41% (10)	47.06% (16)	14.71% (5)	2.94% (1)	5.88% (2)	34			
	Total Respondents						34		
	(skipped this question)						8		

10. We are always looking for feedback to help us with quality and improvements. Is there something you would like to share with us regarding facilities or your program that wasn't captured above?

- As a graphic design major, I suggest also adding a few design computers in the Library for student use. For certain times, especially midterms or finals week Conlon is still only open until 10pm, which means computers with the Adobe suite are only available during that time while the Library is open until 1am. If even 2-3 computers were available in a study room that would make all the difference for students who are unable to afford a subscription to the Adobe suite or make it to the Conlon labs before they close.
I don't believe this is applied to what's above, but housing was awful all four years at college. Other than that, everything else was really good!
- Also, I noted that I was a Communications Media major, but it never asked for my concentration, so if need be, I'm a film major.

I ember to the graphic design faculty. Don Tarallo is an excellent professor, the best I have
t ever had. Another professor of that caliber would greatly benefit the students. Graphic design
continues to evolve, very fast might I add. It would also be cool to offer courses in AR
w (augmented reality) design and teach softwares like blender, cinema4d, etc. I see a lot of this
o work and
u 3. wish I would have been able to learn some of it in a classroom setting; it is quite hard to
l tackle on my own. Furthermore, more materials for print and a better knowledge of such
d would have greatly benefitted me as well. Extensive print-making classes in a larger print lab
could pair with taking a trip to a functioning printing press (I believe there is a printer not too
b far, maybe in Leominster?) This course could be paired with screenprinting—something I
e have seen a lot of universities.

4. No.

g Check boxes will never be able to project how AMAZING the professors at FSU (specifically
r the History and Communications departments) are. They work hard, are passionate about
e their fields, are compassionate to their students, and are all around talented and wise people.
a Their teachings have allowed me to excel and
t understand the world better outside of the college class rooms. They are too valuable to
5. abuse or lose. Please be sure to help them achieve fair contracts. Please treat them with
t respect. They are the reason your students are successful people after graduating. They are
o the reason I talk so highly about the school and recommend it to others looking into college.
r As a student who has spent a lot of time taking theater courses at FSU, the theater department deserves
e 6. more funding and stage space for classes and performances. Please raise their
c budget significantly because the theater department truly impacts the lives of its
r students. Thank you.

Please add more commuter parking! In the warm weather walking a far distance to class isn't bad, but in
i 7. the cold weather it's a nightmare. There's always open spots in faculty parking but not for
t students and k
find that to be upsetting.

a 8. Need more qualified professors with experience in their field, and good educational
n background. I cannot tell you how many times I knew more about the field than the professors.

o 9. The photo lab and photo studios in Conlon need more attention and care.

t
h
e
r
m

Total Respondents 10

32

10. What is your level of agreement with the following statements:

	Strongly Agree	Agree	Neutral	Disagree	Strongly Disagree	No Basis for Response Judgement	Total	Points	Avg
Faculty demonstrated commitment to my learning, personal well being and success	33.33% (10)	53.33% (16)	6.67% (2)	3.33% (1)	3.33% (1)	0% (0)	30		
Administrators (e.g. vice presidents, deans and directors) demonstrated commitment to my learning, personal well being and success	13.33% (4)	20% (6)	36.67% (11)	16.67% (5)	6.67% (2)	6.67% (2)	30		
Other University staff									

demonstrated commitment to my learning, personal well being and success	17.24% (5)	48.28% (14)	20.69% (6)	6.9% (2)	3.45% (1)	3.45% (1)	29
Library resources (e.g. books, database subscriptions, inter-library loan) were adequate for my research and learning needs	26.67% (8)	56.67% (17)	13.33% (4)	3.33% (1)	0% (0)	0% (0)	30
Library hours and web resource availability were adequate for my research and learning needs	26.67% (8)	56.67% (17)	10% (3)	3.33% (1)	0% (0)	3.33% (1)	30
Library staff were knowledgeable and demonstrated commitment to my learning and academic success.	30% (9)	43.33% (13)	13.33% (4)	3.33% (1)	0% (0)	10% (3)	30
I learned about research strategies and sources of information from the library staff.	22.58% (7)	35.48% (11)	19.35% (6)	6.45% (2)	3.23% (1)	12.9% (4)	31
Total Respondents							30
(skipped this question)							12

11. Please rate your overall experience with the following offices, programs and services at Fitchburg State University:

	Very Positive	Mostly Positive	Neutral	Mostly Negative	Very Negative	No Interaction	Was Unaware	Response Total	Points	Avg
Academic Department Office/Staff	26.67% (8)	33.33% (10)	10% (3)	3.33% (1)	6.67% (2)	20% (6)	0% (0)	30		
Admissions Office	33.33% (10)	26.67% (8)	30% (9)	0% (0)	0% (0)	10% (3)	0% (0)	30		
Advising Center	27.59% (8)	31.03% (9)	10.34% (3)	3.45% (1)	0% (0)	24.14% (7)	3.45% (1)	29		
Bookstore	23.33% (7)	36.67% (11)	23.33% (7)	16.67% (5)	0% (0)	0% (0)	0% (0)	30		
Capital Planning and Maintenance (e.g. buildings & grounds)	19.35% (6)	29.03% (9)	16.13% (5)	3.23% (1)	3.23% (1)	29.03% (9)	0% (0)	31		
Career Counseling Office	20% (6)	20% (6)	13.33% (4)	0% (0)	0% (0)	43.33% (13)	3.33% (1)	30		
Center for Diversity and Inclusiveness	24.14% (7)	10.34% (3)	10.34% (3)	3.45% (1)	0% (0)	48.28% (14)	3.45% (1)	29		
Chartwell's Dining Services	12.9% (4)	29.03% (9)	25.81% (8)	9.68% (3)	6.45% (2)	16.13% (5)	0% (0)	31		
Commuter Affairs	12.9% (4)	12.9% (4)	9.68% (3)	3.23% (1)	0% (0)	58.06% (18)	3.23% (1)	31		
Counseling Services	30% (9)	13.33% (4)	3.33% (1)	3.33% (1)	0% (0)	46.67% (14)	3.33% (1)	30		
Disability Services	13.79% (4)	17.24% (5)	3.45% (1)	3.45% (1)	0% (0)	62.07% (18)	0% (0)	29		
Financial Aid	20.69% (6)	27.59% (8)	31.03% (9)	6.9% (2)	3.45% (1)	10.34% (3)	0% (0)	29		
Graduate and Continuing Education (GCE)	13.33% (4)	6.67% (2)	13.33% (4)	0% (0)	0% (0)	63.33% (19)	3.33% (1)	30		
Health Services	27.59% (8)	17.24% (5)	13.79% (4)	3.45% (1)	0% (0)	37.93% (11)	0% (0)	29		
Housing and Residential Services	10% (3)	26.67% (8)	26.67% (8)	3.33% (1)	6.67% (2)	26.67% (8)	0% (0)	30		
Information Desk (Hammond Hall)	16.67% (5)	40% (12)	13.33% (4)	0% (0)	0% (0)	30% (9)	0% (0)	30		
International Education (e.g. study abroad)	17.24% (5)	17.24% (5)	17.24% (5)	3.45% (1)	0% (0)	44.83% (13)	0% (0)	29		
On-campus Job Recruitment	13.33% (4)	10% (3)	10% (3)	6.67% (2)	0% (0)	50% (15)	10% (3)	30		
One Card	27.59% (8)	41.38% (12)	17.24% (5)	3.45% (1)	0% (0)	10.34% (3)	0% (0)	29		
Online Services										

(e.g. financial aid, registration, add/drop	24.14% (7)	41.38% (12)	27.59% (8)	3.45% (1)	3.45% (1)	0% (0)	0% (0)	29
Parking	0% (0)	13.33% (4)	40% (12)	13.33% (4)	23.33% (7)	10% (3)	0% (0)	30
Recreation Services	16.67% (5)	30% (9)	13.33% (4)	6.67% (2)	0% (0)	30% (9)	3.33% (1)	30
Registrar's Office	20% (6)	36.67% (11)	23.33% (7)	6.67% (2)	0% (0)	13.33% (4)	0% (0)	30
Shuttle Service	10% (3)	26.67% (8)	23.33% (7)	3.33% (1)	10% (3)	26.67% (8)	0% (0)	30
Student Accounts	20% (6)	30% (9)	23.33% (7)	3.33% (1)	3.33% (1)	20% (6)	0% (0)	30
Student Development Office	17.24% (5)	31.03% (9)	13.79% (4)	3.45% (1)	0% (0)	31.03% (9)	3.45% (1)	29
Technology Help Desk	12.9% (4)	38.71% (12)	22.58% (7)	3.23% (1)	0% (0)	22.58% (7)	0% (0)	31
Tutor Center	7.14% (2)	21.43% (6)	3.57% (1)	0% (0)	0% (0)	60.71% (17)	7.14% (2)	28
University Catalog	13.33% (4)	26.67% (8)	13.33% (4)	3.33% (1)	0% (0)	36.67% (11)	6.67% (2)	30
University Email	26.67% (8)	40% (12)	30% (9)	0% (0)	0% (0)	3.33% (1)	0% (0)	30
University Police	23.33% (7)	26.67% (8)	20% (6)	6.67% (2)	10% (3)	13.33% (4)	0% (0)	30
University Website	23.33% (7)	30% (9)	33.33% (10)	13.33% (4)	0% (0)	0% (0)	0% (0)	30
Veteran Services	3.45% (1)	6.9% (2)	6.9% (2)	0% (0)	0% (0)	82.76% (24)	0% (0)	29
Volunteer Center	10.34% (3)	17.24% (5)	13.79% (4)	0% (0)	0% (0)	58.62% (17)	0% (0)	29
								Total Respondents 30
								(skipped this question) 12

12. Is there something that you would like to share with us regarding our faculty, staff, or administrators that wasn't captured in the questions above?

1. N/A
2. was promised re-employment by CPM director until his employment was terminated w/o my knowledge, returned to a new director who had no knowledge of me and did not consider me at all for re-hiring, and was unpleasant
3. Kelly Morgan is an angel.
4. No.
5. The professors are amazing people. Please help them achieve a fair contract. I was disappointed with the apparent choices to cut funding to the arts. Especially when so many students attend because of the talented artists and professors who work at or attend this school.
6. Teachers deserve contracts. The fact that teachers don't have contracts negatively impacts us as students. Give the teachers contracts.
7. I have had professors who are simply incompetent at everything they do and should be fired, but hey why would you listen to me.
8. no
9. The communication department should be fired. You need to start fresh from the ground up if you want to be relevant.

Total Respondents 10

(skipped this question) 32

14. Is there something you would like to share with us regarding our offices, programs and services at Fitchburg State University that wasn't captured in the questions above?

1. With the FSU email accounts you can't send emails with multiple attachments. So for media students it would be hard to submit assignments via email. I would often receive the error message, "This is the Email Security Gateway at host barracuda.fitchburgstate.edu. I'm sorry to inform you that the message below could not be delivered. When delivery was attempted, the following error was returned."
2. N/A
3. Housing charged me with damages that were not caused by me three years in a row, gave me already highly damaged rooms, the wifi was out have the time in these room, the cabel never worked properly, repair request came in very late, and my car was his twice in the parking lot (one time intentionally as my mirror was completely shattered) but the cameras could not pick it up or the campus police simply didn't look into it (regardless, I was never informed that they didn't have an answer, I simply reported it and never heard from them again.) I hope this show why I'm extremely frustrated with housing and living on campus as a whole. That being said, if I had an off campus apartment near by, I would have fully loved my experience at fitchburg state. Everything else was up to par or exceeded it. I'm not trying to crucify FSU, as I did learn so much and enjoy most of my time there, but there are some serious issues. I would definitely recommend FSU to others, especially film geeks, but I would suggest living off campus if possible.
4. No.
5. Not even worth my time.
Sometimes, certain offices were hard to work with and get my questions answered in a timely manner. It

6. seemed like some of the front desk people didn't have any answers to simple questions and it took a lot to get an actual answer from them.
7. Parking is the worst.

Total Respondents 7

(skipped this question) 35

15. Please select your level of agreement with the following statements:

	Very High	High	Average	Low	Very Low	Response Total	Points	Avg
Overall satisfaction with my experience with Fitchburg State University	40% (12)	33.33% (10)	16.67% (5)	6.67% (2)	3.33% (1)	30		
Likelihood that I will recommend the University to others	40% (12)	30% (9)	16.67% (5)	3.33% (1)	10% (3)	30		
Likelihood that I will stay connected to the campus after completion of my degree	24.14% (7)	27.59% (8)	24.14% (7)	17.24% (5)	6.9% (2)	29		
Total Respondents						30		
(skipped this question)						12		

16. As we have stated previously, we are always looking for feedback that will help us improve. Is there something more you would like to share with us about your overall experience at Fitchburg State University?

1. In general, I have found my college experience extremely rewarding but not exactly what I had expected. I've realized in my concentration, graphic design, that many students don't have a general understanding of how to use the Adobe suite as a whole and it is usage is rarely taught in class. I myself came from a trade school and had a good foundation of the major, but for individuals without trade experience had a much tougher time. I would suggest spending even just a small portion of the intro class just going over how to use the programs since they are the most standard programs used in the design field.
2. As I mentioned earlier, I will recommend it, but warn people to try and get an apartment off campus if possible.
3. No! I loved everything about it.
4. I recommend FSU to others because of its amazing professors and the art that it produces (film and theater specifically). Please support the arts at FSU and continue giving them the proper funding. It is the reason I attended this school, and it is the reason I recommend it to others.
5. There are a lot of commuters that travel places far distances to get to class. Please think about cancelations when there is a lot of snow. If Fitchburg public school is closed I don't see why Fitchburg State should be open.
6. It felt like home to me, so I am always going to recommend the University to people. It's a great school.
7. I have so many mixed emotions about FSU- I owe some much to the institution. However, I felt abandoned by them when I needed them the most. I had to go to the governor's office to have them be willing to allow me to continue what little I had left to complete. Education is a duty, not something you wing. I don't believe most of the staff there care about the education of their students. I don't believe they care about their students unless it backs up some sort of agenda they're promoting. My program was being phased out while the game design program was actively being pushed. I can't tell you how many useless classes I have where I was interviewing potential faculty looking to enter the game design program. I had at least two semester's worth where all I did/heard about was this new program they were trying to get money for. In the process, the interactive majors were left behind. Meanwhile, what are the biggest careers now? All industries need workers versed in User Experience Design. I feel like the program could have easily pivoted to this much more relevant field as opposed to game design which is so limited in its application. I just wish my program was taken as seriously as I took it.

Total Respondents 7

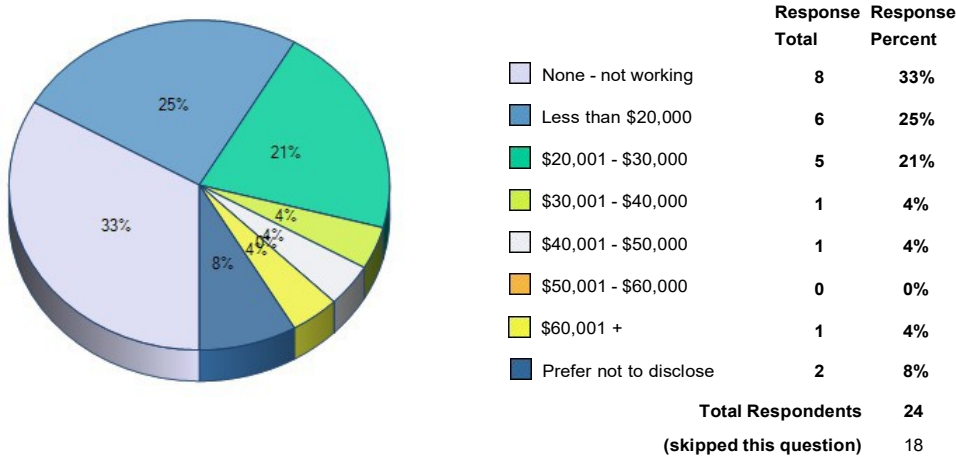
(skipped this question) 35

17. As you prepare to leave Fitchburg State University, we would like to know about your short-term plans. Please mark each of the following as they relate to you currently.

	Yes	No	Not Applicable	Response Total	Points	Avg
I am currently employed or have a job offer in a field closely related to my current program of study	27.59% (8)	62.07% (18)	10.34% (3)	29		
I am currently employed or have a job offer in a field that is not related to my current program of study	40% (12)	53.33% (16)	6.67% (2)	30		
I am searching for employment in a field closely related to my	79.31% (23)	13.79% (4)	6.9% (2)	29		

current program of study				
I am searching for employment in a field not closely related to my current program of study	10.34% (3)	79.31% (23)	10.34% (3)	29
I have been accepted into a graduate program to continue my education at Fitchburg State University	0% (0)	58.62% (17)	41.38% (12)	29
I have been accepted into a graduate or doctoral program to continue my education at another institution	6.9% (2)	55.17% (16)	37.93% (11)	29
I am not planning to continue my education at this time	51.72% (15)	27.59% (8)	20.69% (6)	29
I am pursuing the military	0% (0)	80% (24)	20% (6)	30
		Total Respondents	29	
		(skipped this question)	13	

18. What is your current or expected (if you are just starting a new position) annual salary?

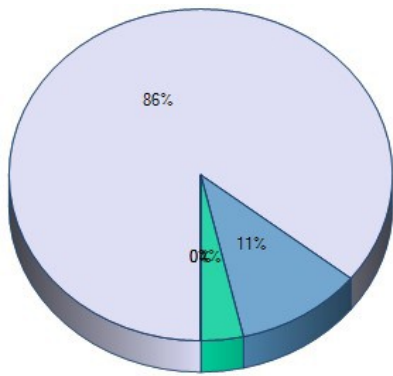


19. How would you rate the importance of the following while attending Fitchburg State University:

	Very Important	Important	Neutral	Unimportant	Very Unimportant	Response Total	Points	Avg
Small, New England campus	33.33% (10)	33.33% (10)	26.67% (8)	6.67% (2)	0% (0)	30		
Low student-to-faculty ratio	43.33% (13)	33.33% (10)	16.67% (5)	6.67% (2)	0% (0)	30		
Accessible to my work/home/family	50% (15)	33.33% (10)	13.33% (4)	0% (0)	3.33% (1)	30		
Close-knit, friendly culture	36.67% (11)	36.67% (11)	20% (6)	3.33% (1)	3.33% (1)	30		
Diversity of student body	33.33% (10)	33.33% (10)	26.67% (8)	3.33% (1)	3.33% (1)	30		
Academic program(s)	53.33% (16)	36.67% (11)	6.67% (2)	3.33% (1)	0% (0)	30		
Affordability	73.33% (22)	16.67% (5)	6.67% (2)	3.33% (1)	0% (0)	30		
Faculty	46.67% (14)	36.67% (11)	13.33% (4)	3.33% (1)	0% (0)	30		
Residential life	30% (9)	36.67% (11)	20% (6)	6.67% (2)	6.67% (2)	30		
Facilities	36.67% (11)	33.33% (10)	20% (6)	10% (3)	0% (0)	30		
Financial Aid	50% (15)	33.33% (10)	10% (3)	6.67% (2)	0% (0)	30		
Many activities in the region	26.67% (8)	26.67% (8)	23.33% (7)	16.67% (5)	6.67% (2)	30		
Services/support to first generation students	22.58% (7)	19.35% (6)	35.48% (11)	12.9% (4)	9.68% (3)	31		
Volunteer opportunities	16.13% (5)	29.03% (9)	41.94% (13)	6.45% (2)	6.45% (2)	31		
Athletics	16.67% (5)	26.67% (8)	46.67% (14)	3.33% (1)	6.67% (2)	30		
Military-friendly	16.67% (5)	20% (6)	43.33% (13)	6.67% (2)	13.33% (4)	30		
LGBTQ-friendly	36.67% (11)	33.33% (10)	26.67% (8)	3.33% (1)	0% (0)	30		
Honors Program	13.33% (4)	30% (9)	40% (12)	13.33% (4)	3.33% (1)	30		
Employment prospects	51.61% (16)	25.81% (8)	12.9% (4)	3.23% (1)	6.45% (2)	31		
Internships	73.33% (22)	20% (6)	6.67% (2)	0% (0)	0% (0)	30		
Study Abroad opportunities	30% (9)	30% (9)	36.67% (11)	0% (0)	3.33% (1)	30		
ROTC/National Guard	6.67% (2)	20% (6)	53.33% (16)	3.33% (1)	16.67% (5)	30		

Total Respondents 30
(skipped this question) 12

20. How many times did you change your major at Fitchburg State University?



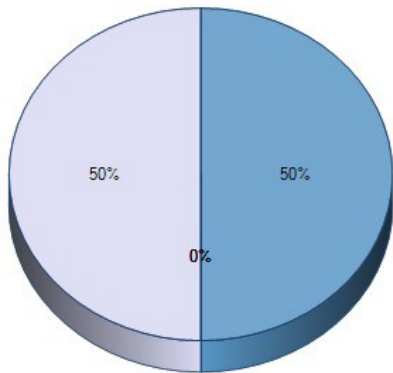
	Response Total	Response Percent
None	24	86%
Once	3	11%
2 Times	1	4%
3 times	0	0%
More than 3 times	0	0%
Total Respondents	28	
(skipped this question)	14	

21. As you finish your degree journey at Fitchburg State University, we would like to know how much your time here has impacted your growth. Please select the answer that best fits our impact on your growth below.

	Very Significant	Significant	No Change	Insignificant	Very Insignificant	Response Total	Points	Avg
Academic Growth (broadened your perception of the need to learn)	53.33% (16)	30% (9)	13.33% (4)	3.33% (1)	0% (0)	30		
Personal Growth	56.67% (17)	30% (9)	13.33% (4)	0% (0)	0% (0)	30		
Professional Growth (broaden your understanding of the need to continue to learn to achieve your career goals)	56.67% (17)	33.33% (10)	6.67% (2)	0% (0)	3.33% (1)	30		

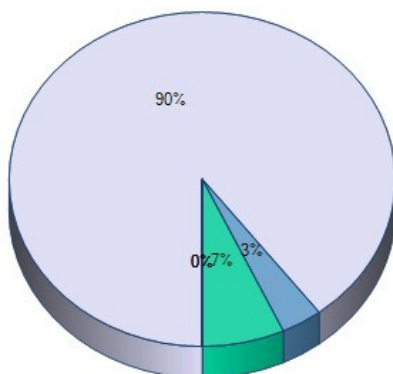
Total Respondents 30
(skipped this question) 12

22. To which gender identity do you most identify?



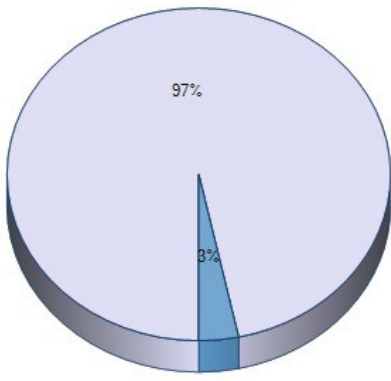
	Response Total	Response Percent
Male	15	50%
Female	15	50%
Transgender Male	0	0%
Transgender Female	0	0%
Do not identify as female, male or transgender	0	0%
Total Respondents	30	
(skipped this question)	12	

23. To which racial heritage do you predominantly identify?



	Response Total	Response Percent
White/Caucasian	26	90%
Asian	1	3%
Hispanic/Latino	2	7%
Black/African American	0	0%
American Indian	0	0%
Other	0	0%
Total Respondents	29	
(skipped this question)	13	

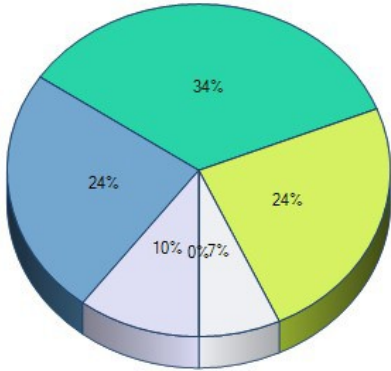
24. During your time at the University, did you attend full-time or part-time?



- Full-time
- Part-time

	Response Total	Response Percent
Full-time	29	97%
Part-time	1	3%
Total Respondents	30	
(skipped this question)	12	

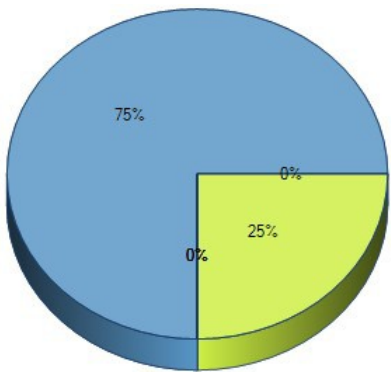
25. During your time at the University, approximately how many hours did you work per week?



- 0
- 1 - 10
- 11 - 20
- 21 - 30
- 31 - 40
- 40+

	Response Total	Response Percent
0	3	10%
1 - 10	7	24%
11 - 20	10	34%
21 - 30	7	24%
31 - 40	2	7%
40+	0	0%
Total Respondents	29	
(skipped this question)	13	

26. How many dependents do you have (not including yourself)?



- 1
- 2
- 3
- 4
- 5
- 5+

	Response Total	Response Percent
1	0	0%
2	3	75%
3	0	0%
4	1	25%
5	0	0%
5+	0	0%
Total Respondents	4	
(skipped this question)	38	