

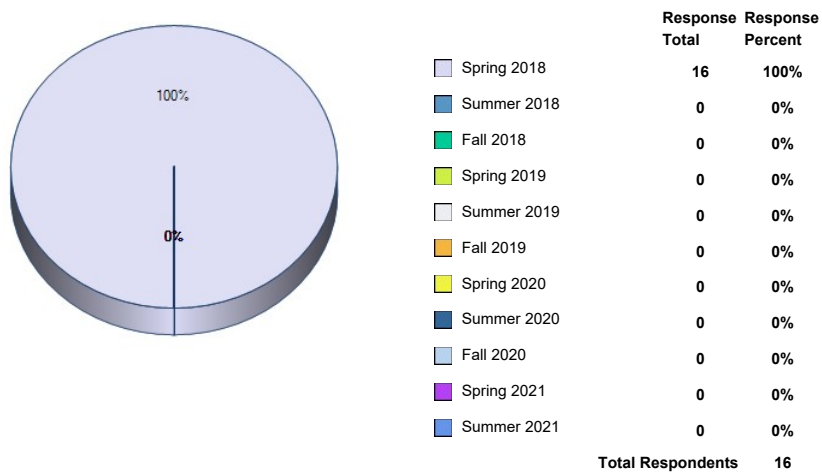


## Unnamed Report

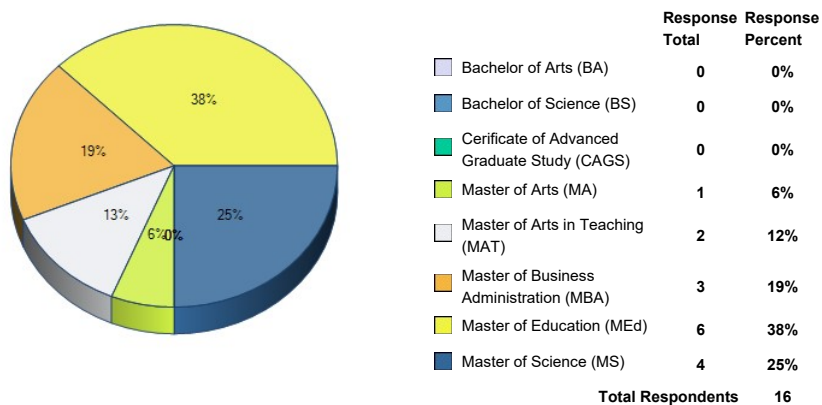
Survey Title: Graduating Student Feedback

### Responses By Question Analysis:

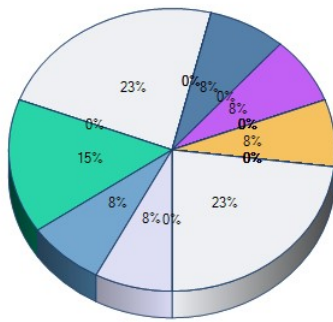
1. Please select the semester will you complete your program requirements from the list below:



2. Please select the Degree you are currently completing at Fitchburg State University from the list below:

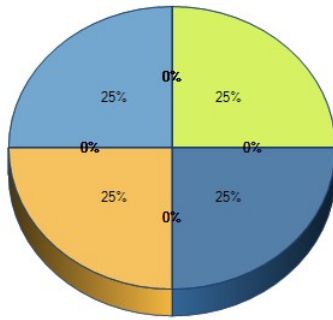


3. Please select your major from the list below:



|                                    | Response Total | Response Percent |
|------------------------------------|----------------|------------------|
| Arts (MEd only)                    | 1              | 8%               |
| Biology                            | 1              | 8%               |
| Business Administration            | 2              | 15%              |
| Chemistry                          | 0              | 0%               |
| Communication (MS only)            | 3              | 23%              |
| Communications Media               | 0              | 0%               |
| Computer Information Systems       | 0              | 0%               |
| Computer Science                   | 1              | 8%               |
| Counseling (MS only)               | 0              | 0%               |
| Criminal Justice                   | 1              | 8%               |
| Early Childhood Education          | 0              | 0%               |
| Educational Leadership             | 0              | 0%               |
| Economics                          | 0              | 0%               |
| Elementary Education               | 0              | 0%               |
| English Studies                    | 0              | 0%               |
| Environmental and Earth Science    | 0              | 0%               |
| Game Design                        | 0              | 0%               |
| Geographic Science and Technology  | 0              | 0%               |
| History                            | 1              | 8%               |
| Human Services                     | 0              | 0%               |
| Industrial Technology              | 0              | 0%               |
| Interdisciplinary Studies          | 0              | 0%               |
| LECOM Early Acceptance Programs    | 0              | 0%               |
| Mathematics                        | 0              | 0%               |
| Middle School Education            | 0              | 0%               |
| Nursing                            | 0              | 0%               |
| Occupational/Vocational Education  | 0              | 0%               |
| Political Science                  | 0              | 0%               |
| Psychological Science              | 0              | 0%               |
| Sociology                          | 0              | 0%               |
| Special Education                  | 3              | 23%              |
| Technology Education (Grades 5-12) | 0              | 0%               |
| <b>Total Respondents</b>           | <b>13</b>      |                  |
| <b>(skipped this question)</b>     | <b>3</b>       |                  |

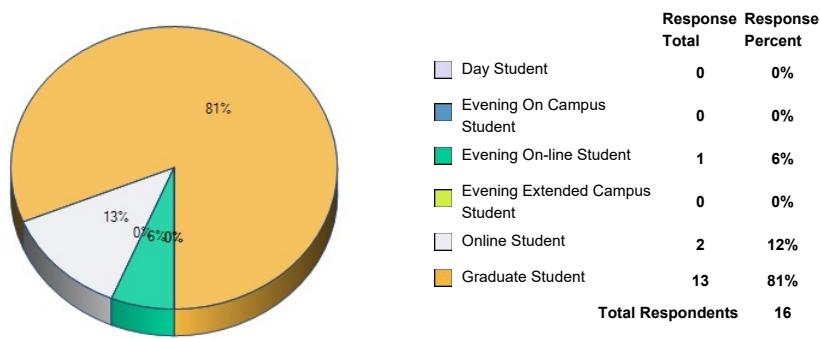
4. Please select your minor from the list below:



|   | Response Total | Response Percent |
|---|----------------|------------------|
| African-American Studies                | 0              | 0%               |
| American Studies                        | 0              | 0%               |
| Art                                     | 0              | 0%               |
| Art History                             | 0              | 0%               |
| Asian Studies                           | 0              | 0%               |
| Biology                                 | 1              | 25%              |
| Business Administration                 | 0              | 0%               |
| Chemistry                               | 0              | 0%               |
| Communication Studies                   | 0              | 0%               |
| Computer Science                        | 0              | 0%               |
| Construction Technology                 | 0              | 0%               |
| Criminal Justice                        | 0              | 0%               |
| Deaf Studies                            | 0              | 0%               |
| Disability Studies                      | 0              | 0%               |
| Early Childhood Education               | 1              | 25%              |
| Economics                               | 0              | 0%               |
| English Studies - Literature            | 0              | 0%               |
| English Studies -- Professional Writing | 0              | 0%               |
| Environmental and Earth Science         | 0              | 0%               |
| Film Studies                            | 0              | 0%               |
| French                                  | 0              | 0%               |
| Game Design                             | 0              | 0%               |
| Geographic Design                       | 0              | 0%               |
| History                                 | 0              | 0%               |
| History Secondary Education             | 0              | 0%               |
| Industrial Training                     | 0              | 0%               |
| International Studies                   | 0              | 0%               |
| Latin                                   | 0              | 0%               |
| Manufacturing Technology                | 0              | 0%               |
| Mathematics                             | 0              | 0%               |
| Mathematics for Education               | 0              | 0%               |
| Middle School Education                 | 0              | 0%               |
| Music                                   | 0              | 0%               |
| Neuroscience, Behavior, and Cognition   | 0              | 0%               |
| Peace Studies                           | 0              | 0%               |
| Philosophy                              | 0              | 0%               |
| Political Science                       | 0              | 0%               |
| Psychological Science                   | 0              | 0%               |
| Romance Languages                       | 0              | 0%               |
| Social Science                          | 0              | 0%               |
| Sociology                               | 0              | 0%               |
| Spanish                                 | 0              | 0%               |
| Special Education                       | 1              | 25%              |
| Studio Art                              | 0              | 0%               |
| Theater                                 | 0              | 0%               |
| Women, Gender and Sexuality Studies     | 0              | 0%               |
| None                                    | 1              | 25%              |

Total Respondents 4  
(skipped this question) 12

5. Please select the student group you most identify with from the list below:



6. Please rate the following academic experiences at Fitchburg State University:

|  | Excellent            | Very Good            | Good                 | Fair                 | Poor                | Not Applicable       | Response Total | Points | Avg |
|--|----------------------|----------------------|----------------------|----------------------|---------------------|----------------------|----------------|--------|-----|
| Availability of classes (e.g. time offered, seats open)  | 38.46% (5)<br>0% (0) | 30.77% (4)<br>0% (0) | 30.77% (4)<br>0% (0) | 0% (0)<br>(0)        | 0% (0)<br>(0)       | 0% (0)<br>(0)        | 13             | 0      | 0   |
| Frequency of course offerings  | 23.08% (3)<br>0% (0) | 38.46% (5)<br>0% (0) | 15.38% (2)<br>0% (0) | 15.38% (2)<br>0% (0) | 7.69% (1)<br>0% (0) | 0% (0)<br>(0)        | 13             | 0      | 0   |
| Size of classes  | 46.15% (6)<br>0% (0) | 53.85% (7)<br>0% (0) | 0% (0)<br>(0)        | 0% (0)<br>(0)        | 0% (0)<br>(0)       | 0% (0)<br>(0)        | 13             | 0      | 0   |
| Quality of instruction   | 53.85% (7)<br>0% (0) | 38.46% (5)<br>0% (0) | 7.69% (1)<br>0% (0)  | 0% (0)<br>(0)        | 0% (0)<br>(0)       | 0% (0)<br>(0)        | 13             | 0      | 0   |
| Quality of texts and other instructional materials   | 38.46% (5)<br>0% (0) | 53.85% (7)<br>0% (0) | 7.69% (1)<br>0% (0)  | 0% (0)<br>(0)        | 0% (0)<br>(0)       | 0% (0)<br>(0)        | 13             | 0      | 0   |
| Availability of faculty outside of the classroom   | 46.15% (6)<br>0% (0) | 38.46% (5)<br>0% (0) | 15.38% (2)<br>0% (0) | 0% (0)<br>(0)        | 0% (0)<br>(0)       | 0% (0)<br>(0)        | 13             | 0      | 0   |
| Timeliness and relevance of course content   | 58.33% (7)<br>0% (0) | 25% (3)<br>(0)       | 16.67% (2)<br>0% (0) | 0% (0)<br>(0)        | 0% (0)<br>(0)       | 0% (0)<br>(0)        | 12             | 0      | 0   |
| Quality of high impact (outside the classroom) experiences (e.g. internships, practicum, etc.) | 35.71% (5)<br>0% (0) | 35.71% (5)<br>0% (0) | 14.29% (2)<br>0% (0) | 0% (0)<br>(0)        | 0% (0)<br>(0)       | 14.29% (2)<br>0% (0) | 14             | 0      | 0   |
| Overall level of challenge in the coursework   | 23.08% (3)<br>0% (0) | 53.85% (7)<br>0% (0) | 23.08% (3)<br>0% (0) | 0% (0)<br>(0)        | 0% (0)<br>(0)       | 0% (0)<br>(0)        | 13             | 0      | 0   |
| Match between career goals and course-of-study requirements                                    | 46.15% (6)<br>0% (0) | 38.46% (5)<br>0% (0) | 7.69% (1)<br>0% (0)  | 7.69% (1)<br>0% (0)  | 0% (0)<br>(0)       | 0% (0)<br>(0)        | 13             | 0      | 0   |
| Overall level of faculty advisement  | 53.85% (7)<br>0% (0) | 30.77% (4)<br>0% (0) | 15.38% (2)<br>0% (0) | 0% (0)<br>(0)        | 0% (0)<br>(0)       | 0% (0)<br>(0)        | 13             | 0      | 0   |
| <b>Total Respondents</b>   |                      |                      |                      |                      |                     |                      | <b>13</b>      |        |     |
| (skipped this question)  |                      |                      |                      |                      |                     |                      | 3              |        |     |

7. Please rate the quality of the facilities and activities offered at Fitchburg State University:

|  | Excellent            | Very Good            | Good                 | Fair                | Poor          | No Interaction       | Response Total | Points   | Avg      |
|--|----------------------|----------------------|----------------------|---------------------|---------------|----------------------|----------------|----------|----------|
| Classrooms                                   | 38.46% (5)<br>0% (0) | 38.46% (5)<br>0% (0) | 15.38% (2)<br>0% (0) | 0% (0)<br>(0)       | 0% (0)<br>(0) | 7.69% (1)<br>0% (0)  | 13             | 0        | 0        |
| Labs   | 15.38% (2)<br>0% (0) | 7.69% (1)<br>0% (0)  | 7.69% (1)<br>0% (0)  | 0% (0)<br>(0)       | 0% (0)<br>(0) | 69.23% (9)<br>0% (0) | 13             | 0        | 0        |
| Other General facilities (e.g. studios, gym) | 7.69% (1)<br>0% (0)  | 30.77% (4)<br>0% (0) | 0% (0)<br>(0)        | 7.69% (1)<br>0% (0) | 0% (0)<br>(0) | 53.85% (7)<br>0% (0) | 13             | 0        | 0        |
| Computer Labs                                | 7.69% (1)<br>0% (0)  | 23.08% (3)<br>0% (0) | 15.38% (2)<br>0% (0) | 0% (0)<br>(0)       | 0% (0)<br>(0) | 53.85% (7)<br>0% (0) | 13             | 0        | 0        |
| Library                                      | 25% (3)<br>(0)       | 41.67% (5)<br>0% (0) | 8.33% (1)<br>0% (0)  | 0% (0)<br>(0)       | 0% (0)<br>(0) | 25% (3)<br>(0)       | 12             | 0        | 0        |
| Technology in the classroom                  | 30.77% (4)<br>0% (0) | 23.08% (3)<br>0% (0) | 30.77% (4)<br>0% (0) | 0% (0)<br>(0)       | 0% (0)<br>(0) | 15.38% (2)<br>0% (0) | 13             | 0        | 0        |
| <b>Total Respondents</b>                     |                      |                      |                      |                     |               |                      | <b>13</b>      | <b>0</b> | <b>0</b> |

|  |                      |                      |                      |              |              |                       |           |   |   |
|--|----------------------|----------------------|----------------------|--------------|--------------|-----------------------|-----------|---|---|
| Online technologies utilized in your classes | 23.08% (3)<br>0% (0) | 38.46% (5)<br>0% (0) | 30.77% (4)<br>0% (0) | 0% (0)<br>0% | 0% (0)<br>0% | 7.69% (1)<br>0% (0)   |           |   |   |
| Musical or theatrical performances on-campus | 15.38% (2)<br>0% (0) | 7.69% (1)<br>0% (0)  | 7.69% (1)<br>0% (0)  | 0% (0)<br>0% | 0% (0)<br>0% | 69.23% (9)<br>0% (0)  | 13        | 0 | 0 |
| Intramural athletic offerings                | 7.69% (1)<br>0% (0)  | 7.69% (1)<br>0% (0)  | 0% (0)<br>0%         | 0% (0)<br>0% | 0% (0)<br>0% | 84.62% (11)<br>0% (0) | 13        | 0 | 0 |
| Intercollegiate athletic events              | 7.69% (1)<br>0% (0)  | 7.69% (1)<br>0% (0)  | 0% (0)<br>0%         | 0% (0)<br>0% | 0% (0)<br>0% | 84.62% (11)<br>0% (0) | 13        | 0 | 0 |
| Greek Life                                   | 7.69% (1)<br>0% (0)  | 7.69% (1)<br>0% (0)  | 0% (0)<br>0%         | 0% (0)<br>0% | 0% (0)<br>0% | 84.62% (11)<br>0% (0) | 13        | 0 | 0 |
| Student Organizations                        | 7.69% (1)<br>0% (0)  | 7.69% (1)<br>0% (0)  | 15.38% (2)<br>0% (0) | 0% (0)<br>0% | 0% (0)<br>0% | 69.23% (9)<br>0% (0)  | 13        | 0 | 0 |
| <b>Total Respondents</b>                     |                      |                      |                      |              |              |                       | <b>13</b> |   |   |
| (skipped this question)                      |                      |                      |                      |              |              |                       |           | 3 |   |

**8.** How well did Fitchburg State University prepare you in terms of the following skill sets:

|  | Very Well            | Well                 | Neutral              | Poorly              | Very Poorly         | Response Total | Points | Avg |
|--|----------------------|----------------------|----------------------|---------------------|---------------------|----------------|--------|-----|
| Ability to think analytically and logically  | 46.15% (6)<br>0% (0) | 53.85% (7)<br>0% (0) | 0% (0)<br>0%         | 0% (0)<br>0%        | 0% (0)<br>0%        | 13             | 0      | 0   |
| Ability to acquire new skills and knowledge on your own  | 53.85% (7)<br>0% (0) | 46.15% (6)<br>0% (0) | 0% (0)<br>0%         | 0% (0)<br>0%        | 0% (0)<br>0%        | 13             | 0      | 0   |
| Ability to use the knowledge, ideas, or perspectives gained from your major field                    | 53.85% (7)<br>0% (0) | 46.15% (6)<br>0% (0) | 0% (0)<br>0%         | 0% (0)<br>0%        | 0% (0)<br>0%        | 13             | 0      | 0   |
| Ability to orally communicate well   | 53.85% (7)<br>0% (0) | 23.08% (3)<br>0% (0) | 23.08% (3)<br>0% (0) | 0% (0)<br>0%        | 0% (0)<br>0%        | 13             | 0      | 0   |
| Ability to judge information/ideas/actions/conclusions based on sources/methods/reasoning            | 53.85% (7)<br>0% (0) | 46.15% (6)<br>0% (0) | 0% (0)<br>0%         | 0% (0)<br>0%        | 0% (0)<br>0%        | 13             | 0      | 0   |
| Ability to write effectively   | 61.54% (8)<br>0% (0) | 30.77% (4)<br>0% (0) | 7.69% (1)<br>0% (0)  | 0% (0)<br>0%        | 0% (0)<br>0%        | 13             | 0      | 0   |
| Ability to use information technology in intellectual and/or professional pursuits                   | 53.85% (7)<br>0% (0) | 38.46% (5)<br>0% (0) | 7.69% (1)<br>0% (0)  | 0% (0)<br>0%        | 0% (0)<br>0%        | 13             | 0      | 0   |
| Ability to understand and appreciate cultural and ethnic differences between people                  | 53.85% (7)<br>0% (0) | 46.15% (6)<br>0% (0) | 0% (0)<br>0%         | 0% (0)<br>0%        | 0% (0)<br>0%        | 13             | 0      | 0   |
| Ability to understand international perspectives on economic, political, social, and cultural issues | 50% (7)<br>0%        | 21.43% (3)<br>0% (0) | 28.57% (4)<br>0% (0) | 0% (0)<br>0%        | 0% (0)<br>0%        | 14             | 0      | 0   |
| Ability to gain an understanding of or appreciation for the arts                                     | 46.15% (6)<br>0% (0) | 30.77% (4)<br>0% (0) | 23.08% (3)<br>0% (0) | 0% (0)<br>0%        | 0% (0)<br>0%        | 13             | 0      | 0   |
| Ability to understand and apply quantitative principles and methods                                  | 53.85% (7)<br>0% (0) | 30.77% (4)<br>0% (0) | 7.69% (1)<br>0% (0)  | 7.69% (1)<br>0% (0) | 0% (0)<br>0%        | 13             | 0      | 0   |
| Ability to understand scientific method  | 46.15% (6)<br>0% (0) | 23.08% (3)<br>0% (0) | 15.38% (2)<br>0% (0) | 7.69% (1)<br>0% (0) | 7.69% (1)<br>0% (0) | 13             | 0      | 0   |
| <b>Total Respondents</b>   |                      |                      |                      |                     |                     | <b>13</b>      |        |     |
| (skipped this question)  |                      |                      |                      |                     |                     |                | 3      |     |

**9.** How well did Fitchburg State University prepare you for the following personal and professional situational skill sets:

|   | Very Well        | Well             | Neutral          | Poorly       | Very Poorly  | Response Total | Points | Avg |
|---|------------------|------------------|------------------|--------------|--------------|----------------|--------|-----|
| Your ability to work as a member of a team or group                           | 46.15% (6)<br>0% | 46.15% (6)<br>0% | 7.69% (1)<br>0%  | 0% (0)<br>0% | 0% (0)<br>0% | 13             | 0      | 0   |
| Your ability to get along with people of diverse backgrounds and perspectives | 46.15% (6)<br>0% | 53.85% (7)<br>0% | 0% (0)<br>0%     | 0% (0)<br>0% | 0% (0)<br>0% | 13             | 0      | 0   |
| Your ability to lead others effectively                                       | 46.15% (6)<br>0% | 38.46% (5)<br>0% | 15.38% (2)<br>0% | 0% (0)<br>0% | 0% (0)<br>0% | 13             | 0      | 0   |
| Your ability to evaluate and choose between alternative courses of action     | 46.15% (6)<br>0% | 53.85% (7)<br>0% | 0% (0)<br>0%     | 0% (0)<br>0% | 0% (0)<br>0% | 13             | 0      | 0   |
| Your awareness of contemporary issues and their causes and consequences       | 46.15% (6)<br>0% | 53.85% (7)<br>0% | 0% (0)<br>0%     | 0% (0)<br>0% | 0% (0)<br>0% | 13             | 0      | 0   |
| <b>Total Respondents</b>  |                  |                  |                  |              |              | <b>13</b>      |        |     |
| (skipped this question)   |                  |                  |                  |              |              |                | 3      |     |

**10.** We are always looking for feedback to help us with quality and improvements. Is there something you would like to share with us regarding facilities or your program that wasn't captured above?

1. My experience at FSU was positive overall. With that said, Graduate Biology content courses were VERY limited. It was under my understanding when enrolling at the University, that there would be options in my ability to enroll in graduate level courses..the only tough component of my time there.
2. No.

**Total Respondents 2**

(skipped this question) 14

**11.** What is your level of agreement with the following statements:

|  | Strongly Agree   | Agree            | Neutral          | Disagree         | Strongly Disagree | No Basis for Judgement | Response Total | Points   | Avg      |
|--|------------------|------------------|------------------|------------------|-------------------|------------------------|----------------|----------|----------|
| Faculty demonstrated commitment to my learning, personal well being and success  | 60% (6)0%<br>(0) | 40% (4)0%<br>(0) | 0% (0)0%<br>(0)  | 0% (0)0%<br>(0)  | 0% (0)0%<br>(0)   | 0% (0)0%<br>(0)        | 10             | 0        | 0        |
| Administrators (e.g. vice presidents, deans and directors) demonstrated commitment to my learning, personal well being and success | 50% (5)0%<br>(0) | 30% (3)0%<br>(0) | 10% (1)0%<br>(0) | 0% (0)0%<br>(0)  | 0% (0)0%<br>(0)   | 10% (1)0%<br>(0)       | 10             | 0        | 0        |
| Other University staff demonstrated commitment to my learning, personal well being and success                                     | 20% (2)0%<br>(0) | 70% (7)0%<br>(0) | 0% (0)0%<br>(0)  | 0% (0)0%<br>(0)  | 0% (0)0%<br>(0)   | 10% (1)0%<br>(0)       | 10             | 0        | 0        |
| Library resources (e.g. books, database subscriptions, inter-library loan) were adequate for my research and learning needs        | 50% (5)0%<br>(0) | 40% (4)0%<br>(0) | 0% (0)0%<br>(0)  | 0% (0)0%<br>(0)  | 0% (0)0%<br>(0)   | 10% (1)0%<br>(0)       | 10             | 0        | 0        |
| Library hours and web resource availability were adequate for my research and learning needs                                       | 60% (6)0%<br>(0) | 20% (2)0%<br>(0) | 20% (2)0%<br>(0) | 0% (0)0%<br>(0)  | 0% (0)0%<br>(0)   | 0% (0)0%<br>(0)        | 10             | 0        | 0        |
| Library staff were knowledgeable and demonstrated commitment to my learning and academic success.                                  | 40% (4)0%<br>(0) | 30% (3)0%<br>(0) | 20% (2)0%<br>(0) | 0% (0)0%<br>(0)  | 0% (0)0%<br>(0)   | 10% (1)0%<br>(0)       | 10             | 0        | 0        |
| I learned about research strategies and sources of information from the library staff.   | 40% (4)0%<br>(0) | 20% (2)0%<br>(0) | 20% (2)0%<br>(0) | 10% (1)0%<br>(0) | 0% (0)0%<br>(0)   | 10% (1)0%<br>(0)       | 10             | 0        | 0        |
| <b>Total Respondents</b>   | <b>10</b>        |                  |                  |                  |                   |                        | <b>10</b>      | <b>0</b> | <b>0</b> |
| (skipped this question)  |                  |                  |                  |                  |                   |                        | 6              |          |          |

**12.** Please rate your overall experience with the following offices, programs and services at Fitchburg State University:

|   | Very Positive    | Mostly Positive  | Neutral         | Mostly Negative  | Very Negative   | No Interaction   | Was Unaware      | Response Total | Points | Avg |
|---|------------------|------------------|-----------------|------------------|-----------------|------------------|------------------|----------------|--------|-----|
| Academic Department Office/Staff                            | 60% (6)0%<br>(0) | 20% (2)0%<br>(0) | 0% (0)0%<br>(0) | 0% (0)0%<br>(0)  | 0% (0)0%<br>(0) | 20% (2)0%<br>(0) | 0% (0)0%<br>(0)  | 10             | 0      | 0   |
| Admissions Office   | 50% (5)0%<br>(0) | 30% (3)0%<br>(0) | 0% (0)0%<br>(0) | 0% (0)0%<br>(0)  | 0% (0)0%<br>(0) | 20% (2)0%<br>(0) | 0% (0)0%<br>(0)  | 10             | 0      | 0   |
| Advising Center   | 30% (3)0%<br>(0) | 20% (2)0%<br>(0) | 0% (0)0%<br>(0) | 0% (0)0%<br>(0)  | 0% (0)0%<br>(0) | 40% (4)0%<br>(0) | 10% (1)0%<br>(0) | 10             | 0      | 0   |
| Bookstore   | 30% (3)0%<br>(0) | 30% (3)0%<br>(0) | 0% (0)0%<br>(0) | 10% (1)0%<br>(0) | 0% (0)0%<br>(0) | 30% (3)0%<br>(0) | 0% (0)0%<br>(0)  | 10             | 0      | 0   |
| Capital Planning and Maintenance (e.g. buildings & grounds) | 40% (4)0%<br>(0) | 20% (2)0%<br>(0) | 0% (0)0%<br>(0) | 0% (0)0%<br>(0)  | 0% (0)0%<br>(0) | 40% (4)0%<br>(0) | 0% (0)0%<br>(0)  | 10             | 0      | 0   |
| Career Counseling Office                                    | 30% (3)0%<br>(0) | 20% (2)0%<br>(0) | 0% (0)0%<br>(0) | 0% (0)0%<br>(0)  | 0% (0)0%<br>(0) | 40% (4)0%<br>(0) | 10% (1)0%<br>(0) | 10             | 0      | 0   |
| Center for Diversity and Inclusiveness                      | 30% (3)0%<br>(0) | 10% (1)0%<br>(0) | 0% (0)0%<br>(0) | 0% (0)0%<br>(0)  | 0% (0)0%<br>(0) | 50% (5)0%<br>(0) | 10% (1)0%<br>(0) | 10             | 0      | 0   |
| Chartwell's Dining Services                                 | 30% (3)0%<br>(0) | 20% (2)0%<br>(0) | 0% (0)0%<br>(0) | 0% (0)0%<br>(0)  | 0% (0)0%<br>(0) | 40% (4)0%<br>(0) | 10% (1)0%<br>(0) | 10             | 0      | 0   |

|  |            |        |            |        |           |         |        |         |            |           |           |   |   |
|--|------------|--------|------------|--------|-----------|---------|--------|---------|------------|-----------|-----------|---|---|
| Commuter Affairs   | 20% (2)    | 0% (0) | 30% (3)    | 0% (0) | 10% (1)   | 0% (0)  | 0% (0) | 0% (0)  | 30% (3)    | 10% (1)   | 10        | 0 | 0 |
| Counseling Services  | 30% (3)    | 0% (0) | 20% (2)    | 0% (0) | 0% (0)    | 0% (0)  | 0% (0) | 0% (0)  | 40% (4)    | 10% (1)   | 10        | 0 | 0 |
| Disability Services  | 27.27% (3) | 0% (0) | 9.09% (1)  | 0% (0) | 9.09% (1) | 0% (0)  | 0% (0) | 0% (0)  | 45.45% (5) | 9.09% (1) | 11        | 0 | 0 |
| Financial Aid  | 27.27% (3) | 0% (0) | 27.27% (3) | 0% (0) | 0% (0)    | 0% (0)  | 0% (0) | 0% (0)  | 45.45% (5) | 0% (0)    | 11        | 0 | 0 |
| Graduate and Continuing Education (GCE)                      | 50% (5)    | 0% (0) | 30% (3)    | 0% (0) | 0% (0)    | 0% (0)  | 0% (0) | 0% (0)  | 20% (2)    | 0% (0)    | 10        | 0 | 0 |
| Health Services  | 40% (4)    | 0% (0) | 0% (0)     | 0% (0) | 0% (0)    | 0% (0)  | 0% (0) | 0% (0)  | 50% (5)    | 10% (1)   | 10        | 0 | 0 |
| Housing and Residential Services                             | 30% (3)    | 0% (0) | 0% (0)     | 0% (0) | 0% (0)    | 0% (0)  | 0% (0) | 0% (0)  | 60% (6)    | 10% (1)   | 10        | 0 | 0 |
| Information Desk (Hammond Hall)                              | 30% (3)    | 0% (0) | 20% (2)    | 0% (0) | 0% (0)    | 0% (0)  | 0% (0) | 0% (0)  | 40% (4)    | 10% (1)   | 10        | 0 | 0 |
| International Education (e.g. study abroad)                  | 10% (1)    | 0% (0) | 10% (1)    | 0% (0) | 10% (1)   | 0% (0)  | 0% (0) | 0% (0)  | 60% (6)    | 10% (1)   | 10        | 0 | 0 |
| On-campus Job Recruitment                                    | 20% (2)    | 0% (0) | 0% (0)     | 0% (0) | 10% (1)   | 0% (0)  | 0% (0) | 0% (0)  | 60% (6)    | 10% (1)   | 10        | 0 | 0 |
| One Card   | 30% (3)    | 0% (0) | 30% (3)    | 0% (0) | 0% (0)    | 0% (0)  | 0% (0) | 0% (0)  | 40% (4)    | 0% (0)    | 10        | 0 | 0 |
| Online Services (e.g. financial aid, registration, add/drop) | 60% (6)    | 0% (0) | 20% (2)    | 0% (0) | 0% (0)    | 10% (1) | 0% (0) | 0% (0)  | 10% (1)    | 0% (0)    | 10        | 0 | 0 |
| Parking  | 40% (4)    | 0% (0) | 30% (3)    | 0% (0) | 10% (1)   | 0% (0)  | 0% (0) | 10% (1) | 10% (1)    | 0% (0)    | 10        | 0 | 0 |
| Recreation Services  | 30% (3)    | 0% (0) | 10% (1)    | 0% (0) | 10% (1)   | 0% (0)  | 0% (0) | 0% (0)  | 50% (5)    | 10% (1)   | 10        | 0 | 0 |
| Registrar's Office   | 60% (6)    | 0% (0) | 20% (2)    | 0% (0) | 0% (0)    | 0% (0)  | 0% (0) | 0% (0)  | 20% (2)    | 0% (0)    | 10        | 0 | 0 |
| Shuttle Service  | 40% (4)    | 0% (0) | 0% (0)     | 0% (0) | 0% (0)    | 0% (0)  | 0% (0) | 0% (0)  | 50% (5)    | 10% (1)   | 10        | 0 | 0 |
| Student Accounts   | 72.73% (8) | 0% (0) | 18.18% (2) | 0% (0) | 0% (0)    | 0% (0)  | 0% (0) | 0% (0)  | 9.09% (1)  | 0% (0)    | 11        | 0 | 0 |
| Student Development Office                                   | 44.44% (4) | 0% (0) | 0% (0)     | 0% (0) | 0% (0)    | 0% (0)  | 0% (0) | 0% (0)  | 55.56% (5) | 0% (0)    | 9         | 0 | 0 |
| Technology Help Desk   | 50% (5)    | 0% (0) | 0% (0)     | 0% (0) | 10% (1)   | 0% (0)  | 0% (0) | 0% (0)  | 40% (4)    | 0% (0)    | 10        | 0 | 0 |
| Tutor Center   | 40% (4)    | 0% (0) | 0% (0)     | 0% (0) | 0% (0)    | 0% (0)  | 0% (0) | 0% (0)  | 50% (5)    | 10% (1)   | 10        | 0 | 0 |
| University Catalog   | 60% (6)    | 0% (0) | 10% (1)    | 0% (0) | 0% (0)    | 0% (0)  | 0% (0) | 0% (0)  | 20% (2)    | 10% (1)   | 10        | 0 | 0 |
| University Email   | 80% (8)    | 0% (0) | 20% (2)    | 0% (0) | 0% (0)    | 0% (0)  | 0% (0) | 0% (0)  | 0% (0)     | 0% (0)    | 10        | 0 | 0 |
| University Police  | 50% (5)    | 0% (0) | 0% (0)     | 0% (0) | 0% (0)    | 0% (0)  | 0% (0) | 0% (0)  | 50% (5)    | 0% (0)    | 10        | 0 | 0 |
| University Website   | 60% (6)    | 0% (0) | 30% (3)    | 0% (0) | 0% (0)    | 0% (0)  | 0% (0) | 0% (0)  | 10% (1)    | 0% (0)    | 10        | 0 | 0 |
| Veteran Services   | 45.45% (5) | 0% (0) | 0% (0)     | 0% (0) | 0% (0)    | 0% (0)  | 0% (0) | 0% (0)  | 45.45% (5) | 9.09% (1) | 11        | 0 | 0 |
| Volunteer Center   | 40% (4)    | 0% (0) | 0% (0)     | 0% (0) | 0% (0)    | 0% (0)  | 0% (0) | 0% (0)  | 50% (5)    | 10% (1)   | 10        | 0 | 0 |
| <b>Total Respondents</b>                                     |            |        |            |        |           |         |        |         |            |           | <b>10</b> |   |   |
| (skipped this question)                                      |            |        |            |        |           |         |        |         |            |           |           | 6 |   |

**13.** Is there something that you would like to share with us regarding our faculty, staff, or administrators that wasn't captured in the questions above?

1. My advisor and program supervisor during Practicum were more than available via email and very attentive throughout the process.
2. No.

**Total Respondents 2**

(skipped this question) 14

**14.** Is there something you would like to share with us regarding our offices, programs and services at Fitchburg State University that wasn't captured in the questions above?

1. As a graduate student, 99% of the time, parking was a non-issue because of the timing of classes and the availability of parking. However, there were multiple times where we needed to attend class activities during normal university hours. Parking for Graduate students would be a nice addition to the campus. We would have a set spot to park without the interruption for undergraduate students and the possibility of being ticketed.

- 2. It would be good if Office Of International Education gives us better support(accurate information) and processes our requests little early instead of delaying it for days.
- 3. No.

**Total Respondents 3**

(skipped this question) 13

**15.** Please select your level of agreement with the following statements:

|   | Very High     | High          | Average       | Low          | Very Low      | Response Total | Points | Avg |
|---|---------------|---------------|---------------|--------------|---------------|----------------|--------|-----|
| Overall satisfaction with my experience with Fitchburg State University           | 60% (6)0% (0) | 40% (4)0% (0) | 0% (0)0% (0)  | 0% (0)0% (0) | 0% (0)0% (0)  | 10             | 0      | 0   |
| Likelihood that I will recommend the University to others                         | 70% (7)0% (0) | 30% (3)0% (0) | 0% (0)0% (0)  | 0% (0)0% (0) | 0% (0)0% (0)  | 10             | 0      | 0   |
| Likelihood that I will stay connected to the campus after completion of my degree | 40% (4)0% (0) | 30% (3)0% (0) | 20% (2)0% (0) | 0% (0)0% (0) | 10% (1)0% (0) | 10             | 0      | 0   |
| <b>Total Respondents</b>  |               |               |               |              |               | <b>10</b>      |        |     |
| (skipped this question)   |               |               |               |              |               | 6              |        |     |

**16.** As we have stated previously, we are always looking for feedback that will help us improve. Is there something more you would like to share with us about your overall experience at Fitchburg State University?

- 1. Great experience.

**Total Respondents 1**

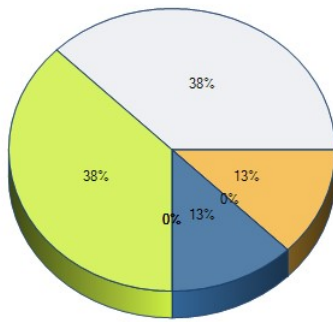
(skipped this question) 15

**17.** As you prepare to leave Fitchburg State University, we would like to know about your short-term plans. Please mark each of the following as they relate to you currently.

|   | Yes              | No               | Not Applicable   | Response Total | Points | Avg |
|---|------------------|------------------|------------------|----------------|--------|-----|
| I am currently employed or have a job offer in a field closely related to my current program of study     | 60% (6)0% (0)    | 40% (4)0% (0)    | 0% (0)0% (0)     | 10             | 0      | 0   |
| I am currently employed or have a job offer in a field that is not related to my current program of study | 10% (1)0% (0)    | 70% (7)0% (0)    | 20% (2)0% (0)    | 10             | 0      | 0   |
| I am searching for employment in a field closely related to my current program of study                   | 60% (6)0% (0)    | 20% (2)0% (0)    | 20% (2)0% (0)    | 10             | 0      | 0   |
| I am searching for employment in a field not closely related to my current program of study               | 20% (2)0% (0)    | 40% (4)0% (0)    | 40% (4)0% (0)    | 10             | 0      | 0   |
| I have been accepted into a graduate program to continue my education at Fitchburg State University       | 11.11% (1)0% (0) | 33.33% (3)0% (0) | 55.56% (5)0% (0) | 9              | 0      | 0   |
| I have been accepted into a graduate or doctoral program to continue my education at another institution  | 10% (1)0% (0)    | 40% (4)0% (0)    | 50% (5)0% (0)    | 10             | 0      | 0   |
| I am not planning to continue my education at this time   | 30% (3)0% (0)    | 20% (2)0% (0)    | 50% (5)0% (0)    | 10             | 0      | 0   |
| I am pursuing the military  | 10% (1)0% (0)    | 40% (4)0% (0)    | 50% (5)0% (0)    | 10             | 0      | 0   |
| <b>Total Respondents</b>  |                  |                  |                  | <b>10</b>      |        |     |
| (skipped this question)   |                  |                  |                  | 6              |        |     |

**18.** What is your current or expected (if you are just starting a new position) annual salary?



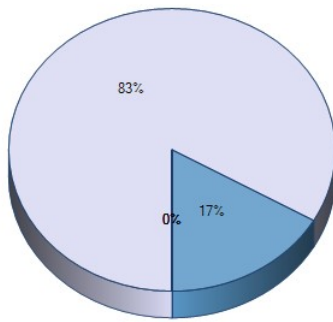


|                                | Response Total | Response Percent |
|--------------------------------|----------------|------------------|
| None - not working             | 0              | 0%               |
| Less than \$20,000             | 0              | 0%               |
| \$20,001 - \$30,000            | 0              | 0%               |
| \$30,001 - \$40,000            | 3              | 38%              |
| \$40,001 - \$50,000            | 3              | 38%              |
| \$50,001 - \$60,000            | 1              | 12%              |
| \$60,001 +                     | 0              | 0%               |
| Prefer not to disclose         | 1              | 12%              |
| <b>Total Respondents</b>       | <b>8</b>       |                  |
| <b>(skipped this question)</b> | <b>8</b>       |                  |

**19.** How would you rate the importance of the following while attending Fitchburg State University:

|   | Very Important       | Important            | Neutral        | Unimportant    | Very Unimportant | Response Total | Points | Avg |
|---|----------------------|----------------------|----------------|----------------|------------------|----------------|--------|-----|
| Small, New England campus                     | 40% (4)<br>(0)       | 40% (4)<br>(0)       | 10% (1)<br>(0) | 10% (1)<br>(0) | 0% (0)<br>(0)    | 10             | 0      | 0   |
| Low student-to-faculty ratio                  | 70% (7)<br>(0)       | 20% (2)<br>(0)       | 10% (1)<br>(0) | 0% (0)<br>(0)  | 0% (0)<br>(0)    | 10             | 0      | 0   |
| Accessible to my work/home/family             | 70% (7)<br>(0)       | 30% (3)<br>(0)       | 0% (0)<br>(0)  | 0% (0)<br>(0)  | 0% (0)<br>(0)    | 10             | 0      | 0   |
| Close-knit, friendly culture                  | 30% (3)<br>(0)       | 60% (6)<br>(0)       | 0% (0)<br>(0)  | 0% (0)<br>(0)  | 10% (1)<br>(0)   | 10             | 0      | 0   |
| Diversity of student body                     | 30% (3)<br>(0)       | 50% (5)<br>(0)       | 0% (0)<br>(0)  | 10% (1)<br>(0) | 10% (1)<br>(0)   | 10             | 0      | 0   |
| Academic program(s)                           | 70% (7)<br>(0)       | 30% (3)<br>(0)       | 0% (0)<br>(0)  | 0% (0)<br>(0)  | 0% (0)<br>(0)    | 10             | 0      | 0   |
| Affordability                                 | 70% (7)<br>(0)       | 30% (3)<br>(0)       | 0% (0)<br>(0)  | 0% (0)<br>(0)  | 0% (0)<br>(0)    | 10             | 0      | 0   |
| Faculty                                       | 44.44% (4)<br>0% (0) | 55.56% (5)<br>0% (0) | 0% (0)<br>(0)  | 0% (0)<br>(0)  | 0% (0)<br>(0)    | 9              | 0      | 0   |
| Residential life                              | 10% (1)<br>(0)       | 20% (2)<br>(0)       | 50% (5)<br>(0) | 0% (0)<br>(0)  | 20% (2)<br>(0)   | 10             | 0      | 0   |
| Facilities                                    | 30% (3)<br>(0)       | 50% (5)<br>(0)       | 10% (1)<br>(0) | 0% (0)<br>(0)  | 10% (1)<br>(0)   | 10             | 0      | 0   |
| Financial Aid                                 | 20% (2)<br>(0)       | 40% (4)<br>(0)       | 30% (3)<br>(0) | 0% (0)<br>(0)  | 10% (1)<br>(0)   | 10             | 0      | 0   |
| Many activities in the region                 | 10% (1)<br>(0)       | 10% (1)<br>(0)       | 70% (7)<br>(0) | 0% (0)<br>(0)  | 10% (1)<br>(0)   | 10             | 0      | 0   |
| Services/support to first generation students | 30% (3)<br>(0)       | 20% (2)<br>(0)       | 40% (4)<br>(0) | 0% (0)<br>(0)  | 10% (1)<br>(0)   | 10             | 0      | 0   |
| Volunteer opportunities                       | 20% (2)<br>(0)       | 20% (2)<br>(0)       | 50% (5)<br>(0) | 0% (0)<br>(0)  | 10% (1)<br>(0)   | 10             | 0      | 0   |
| Athletics                                     | 20% (2)<br>(0)       | 10% (1)<br>(0)       | 60% (6)<br>(0) | 0% (0)<br>(0)  | 10% (1)<br>(0)   | 10             | 0      | 0   |
| Military-friendly                             | 20% (2)<br>(0)       | 20% (2)<br>(0)       | 50% (5)<br>(0) | 0% (0)<br>(0)  | 10% (1)<br>(0)   | 10             | 0      | 0   |
| LGBTQ-friendly                                | 30% (3)<br>(0)       | 30% (3)<br>(0)       | 30% (3)<br>(0) | 0% (0)<br>(0)  | 10% (1)<br>(0)   | 10             | 0      | 0   |
| Honors Program                                | 20% (2)<br>(0)       | 20% (2)<br>(0)       | 50% (5)<br>(0) | 0% (0)<br>(0)  | 10% (1)<br>(0)   | 10             | 0      | 0   |
| Employment prospects                          | 40% (4)<br>(0)       | 10% (1)<br>(0)       | 40% (4)<br>(0) | 0% (0)<br>(0)  | 10% (1)<br>(0)   | 10             | 0      | 0   |
| Internships                                   | 20% (2)<br>(0)       | 10% (1)<br>(0)       | 60% (6)<br>(0) | 0% (0)<br>(0)  | 10% (1)<br>(0)   | 10             | 0      | 0   |
| Study Abroad opportunities                    | 20% (2)<br>(0)       | 10% (1)<br>(0)       | 60% (6)<br>(0) | 0% (0)<br>(0)  | 10% (1)<br>(0)   | 10             | 0      | 0   |
| ROTC/National Guard                           | 10% (1)<br>(0)       | 10% (1)<br>(0)       | 70% (7)<br>(0) | 0% (0)<br>(0)  | 10% (1)<br>(0)   | 10             | 0      | 0   |
| <b>Total Respondents</b>                      | <b>10</b>            |                      |                |                |                  |                |        |     |
| <b>(skipped this question)</b>                | <b>6</b>             |                      |                |                |                  |                |        |     |

**20.** How many times did you change your major at Fitchburg State University?

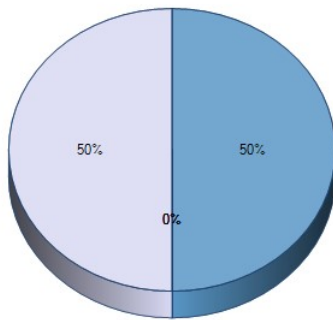


|  | Response Total | Response Percent |
|--|----------------|------------------|
| None   | 5              | 83%              |
| Once   | 1              | 17%              |
| 2 Times  | 0              | 0%               |
| 3 times  | 0              | 0%               |
| More than 3 times                                | 0              | 0%               |
| <b>Total Respondents (skipped this question)</b> | <b>6</b>       | <b>10</b>        |

**21.** As you finish your degree journey at Fitchburg State University, we would like to know how much your time here has impacted your growth. Please select the answer that best fits our impact on your growth below.

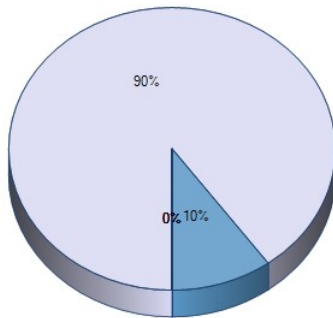
|  | Very Significant | Significant   | No Change     | Insignificant | Very Insignificant | Response Total | Points | Avg |
|--|------------------|---------------|---------------|---------------|--------------------|----------------|--------|-----|
| Academic Growth (broadened your perception of the need to learn)   | 60% (6)0% (0)    | 30% (3)0% (0) | 10% (1)0% (0) | 0% (0)0% (0)  | 0% (0)0% (0)       | 10             | 0      | 0   |
| Personal Growth  | 40% (4)0% (0)    | 50% (5)0% (0) | 10% (1)0% (0) | 0% (0)0% (0)  | 0% (0)0% (0)       | 10             | 0      | 0   |
| Professional Growth (broaden your understanding of the need to continue to learn to achieve your career goals) | 60% (6)0% (0)    | 40% (4)0% (0) | 0% (0)0% (0)  | 0% (0)0% (0)  | 0% (0)0% (0)       | 10             | 0      | 0   |
| <b>Total Respondents (skipped this question)</b>   | <b>10</b>        | <b>10</b>     | <b>6</b>      |               |                    |                |        |     |

**22.** To which gender identity do you most identify?



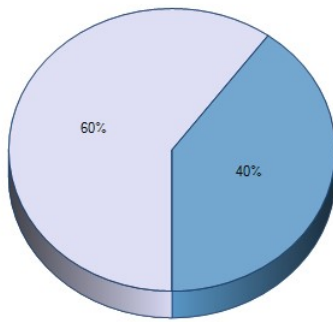
|  | Response Total | Response Percent |
|--|----------------|------------------|
| Male   | 5              | 50%              |
| Female   | 5              | 50%              |
| Transgender Male                                 | 0              | 0%               |
| Transgender Female                               | 0              | 0%               |
| Do not identify as female, male or transgender   | 0              | 0%               |
| <b>Total Respondents (skipped this question)</b> | <b>10</b>      | <b>6</b>         |

**23.** To which racial heritage do you predominantly identify?



|  | Response Total | Response Percent |
|--|----------------|------------------|
| White/Caucasian                                  | 9              | 90%              |
| Asian  | 1              | 10%              |
| Hispanic/Latino                                  | 0              | 0%               |
| Black/African American                           | 0              | 0%               |
| American Indian                                  | 0              | 0%               |
| Other  | 0              | 0%               |
| <b>Total Respondents (skipped this question)</b> | <b>10</b>      | <b>6</b>         |

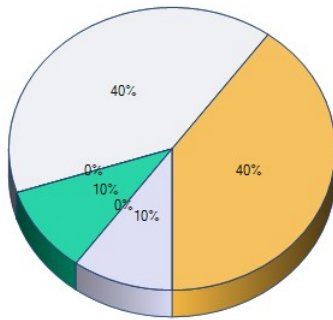
**24.** During your time at the University, did you attend full-time or part-time?



- Full-time
- Part-time

|  | Response Total | Response Percent |
|--|----------------|------------------|
| Full-time  | 6              | 60%              |
| Part-time  | 4              | 40%              |
| <b>Total Respondents (skipped this question)</b> | <b>10</b>      | <b>6</b>         |

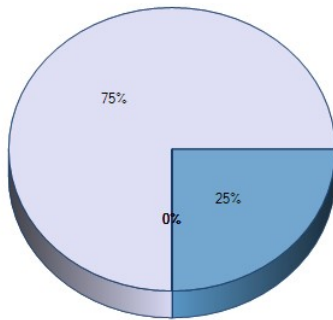
25. During your time at the University, approximately how many hours did you work per week?



- 0
- 1 - 10
- 11 - 20
- 21 - 30
- 31 - 40
- 40+

|  | Response Total | Response Percent |
|--|----------------|------------------|
| 0  | 1              | 10%              |
| 1 - 10   | 0              | 0%               |
| 11 - 20  | 1              | 10%              |
| 21 - 30  | 0              | 0%               |
| 31 - 40  | 4              | 40%              |
| 40+  | 4              | 40%              |
| <b>Total Respondents (skipped this question)</b> | <b>10</b>      | <b>6</b>         |

26. How many dependents do you have (not including yourself)?



- 1
- 2
- 3
- 4
- 5
- 5+

|  | Response Total | Response Percent |
|--|----------------|------------------|
| 1  | 3              | 75%              |
| 2  | 1              | 25%              |
| 3  | 0              | 0%               |
| 4  | 0              | 0%               |
| 5  | 0              | 0%               |
| 5+   | 0              | 0%               |
| <b>Total Respondents (skipped this question)</b> | <b>4</b>       | <b>12</b>        |