

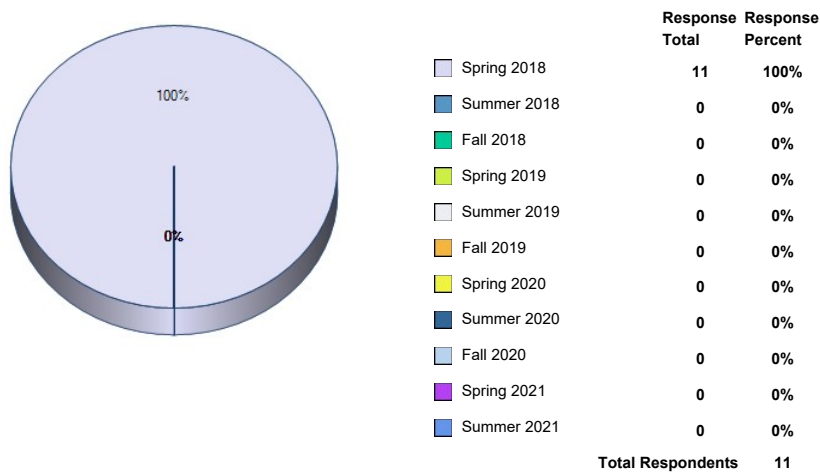


Graduating Student Feedback

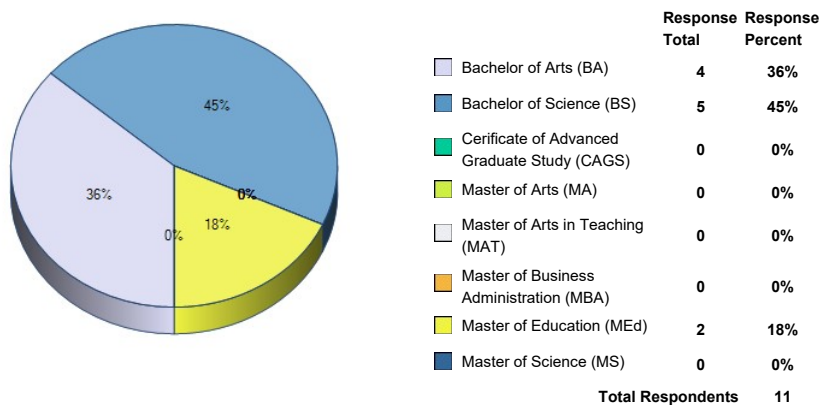
Survey Title: Graduating Student Feedback

Responses By Question Analysis:

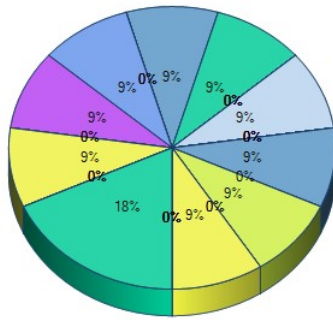
1. Please select the semester will you complete your program requirements from the list below:



2. Please select the Degree you are currently completing at Fitchburg State University from the list below:

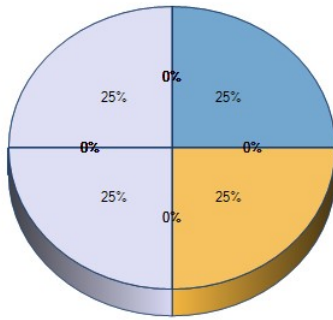


3. Please select the major field your studied for your degree:



	Response Total	Response Percent
Arts Education (MEd only)	0	0%
Biology	0	0%
Business Administration	2	18%
Chemistry	0	0%
Clinical Mental Health Counseling	0	0%
Communication (MS only)	0	0%
Communications Media	1	9%
Computer Information Systems	0	0%
Computer Science	0	0%
Criminal Justice	1	9%
Curriculum and Teaching	1	9%
Early Childhood Education	0	0%
Educational Leadership	0	0%
Economics	0	0%
Elementary Education	1	9%
English Studies	1	9%
Environmental and Earth Science	0	0%
Exercise and Sports Science	0	0%
Game Design	0	0%
Geographic Science and Technology	0	0%
History	0	0%
Human Services	1	9%
Industrial Technology	0	0%
Interdisciplinary Studies	0	0%
LECOM Early Acceptance	0	0%
Mathematics	0	0%
Middle School Education	0	0%
Nursing - General	1	9%
Nursing - LPN to Baccalaureate	0	0%
Nursing - RN to Baccalaureate	1	9%
Occupational/Vocational Education	0	0%
Political Science	0	0%
Psychological Science	1	9%
Sociology	0	0%
Special Education	0	0%
Technology Education (Grades 5-12)	0	0%
Total Respondents	11	

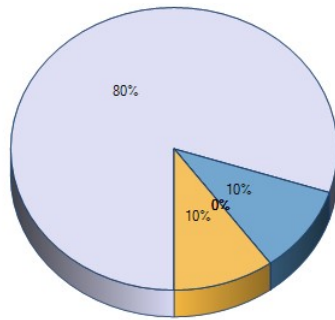
4. Please select your minor from the list below:



	Response Total	Response Percent
African-American Studies	1	25%
American Studies	0	0%
Art	0	0%
Art History	0	0%
Asian Studies	0	0%
Biology	0	0%
Business Administration	0	0%
Chemistry	0	0%
Communication Studies	0	0%
Computer Science	0	0%
Construction Technology	0	0%
Criminal Justice	0	0%
Deaf Studies	0	0%
Disability Studies	0	0%
Early Childhood Education	0	0%
Economics	0	0%
English Studies - Literature	0	0%
English Studies -- Professional Writing	0	0%
Environmental and Earth Science	0	0%
Film Studies	0	0%
French	0	0%
Game Design	0	0%
Geographic Design	0	0%
History	0	0%
History Secondary Education	0	0%
Industrial Training	0	0%
International Studies	1	25%
Latin	0	0%
Manufacturing Technology	0	0%
Mathematics	0	0%
Mathematics for Education	0	0%
Middle School Education	0	0%
Music	0	0%
Neuroscience, Behavior, and Cognition	0	0%
Peace Studies	0	0%
Philosophy	0	0%
Political Science	0	0%
Psychological Science	0	0%
Romance Languages	0	0%
Social Science	0	0%
Sociology	1	25%
Spanish	0	0%
Special Education	0	0%
Studio Art	0	0%
Theater	1	25%
Women, Gender and Sexuality Studies	0	0%
None	0	0%

Total Respondents 4
(skipped this question) 7

5. Please select the student group you most identify with from the list below:



	Response Total	Response Percent
Day Student	8	80%
Evening On Campus Student	1	10%
Evening On-line Student	0	0%
Evening Extended Campus Student	0	0%
Online Student	0	0%
Graduate Student	1	10%
Total Respondents	10	
(skipped this question)	1	

6. Please rate the following academic experiences at Fitchburg State University:

	Excellent	Very Good	Good	Fair	Poor	Not Applicable	Response Total	Points	Avg
Availability of classes (e.g. time offered, seats open)	28.57% (2) 0% (0)	0% (0) (0)	42.86% (3) 0% (0)	14.29% (1) 0% (0)	14.29% (1) 0% (0)	0% (0) 0% (0)	7	0	0
Frequency of course offerings	0% (0) (0)	28.57% (2) 0% (0)	42.86% (3) 0% (0)	28.57% (2) 0% (0)	0% (0) (0)	0% (0) (0)	7	0	0
Size of classes	12.5% (1) 0% (0)	50% (4) (0)	37.5% (3) 0% (0)	0% (0) (0)	0% (0) (0)	0% (0) (0)	8	0	0
Quality of instruction	14.29% (1) 0% (0)	28.57% (2) 0% (0)	42.86% (3) 0% (0)	14.29% (1) 0% (0)	0% (0) (0)	0% (0) (0)	7	0	0
Quality of texts and other instructional materials	14.29% (1) 0% (0)	42.86% (3) 0% (0)	14.29% (1) 0% (0)	28.57% (2) 0% (0)	0% (0) (0)	0% (0) (0)	7	0	0
Availability of faculty outside of the classroom	42.86% (3) 0% (0)	0% (0) (0)	57.14% (4) 0% (0)	0% (0) (0)	0% (0) (0)	0% (0) (0)	7	0	0
Timeliness and relevance of course content	0% (0) (0)	42.86% (3) 0% (0)	57.14% (4) 0% (0)	0% (0) (0)	0% (0) (0)	0% (0) (0)	7	0	0
Quality of high impact (outside the classroom) experiences (e.g. internships, practicum, etc.)	14.29% (1) 0% (0)	28.57% (2) 0% (0)	42.86% (3) 0% (0)	0% (0) (0)	14.29% (1) 0% (0)	0% (0) (0)	7	0	0
Overall level of challenge in the coursework	0% (0) (0)	57.14% (4) 0% (0)	28.57% (2) 0% (0)	14.29% (1) 0% (0)	0% (0) (0)	0% (0) (0)	7	0	0
Match between career goals and course-of-study requirements	14.29% (1) 0% (0)	42.86% (3) 0% (0)	28.57% (2) 0% (0)	14.29% (1) 0% (0)	0% (0) (0)	0% (0) (0)	7	0	0
Overall level of faculty advisement	28.57% (2) 0% (0)	28.57% (2) 0% (0)	28.57% (2) 0% (0)	0% (0) (0)	14.29% (1) 0% (0)	0% (0) (0)	7	0	0
Total Respondents							7		
(skipped this question)							4		

7. Please rate the quality of the facilities and activities offered at Fitchburg State University:

	Excellent	Very Good	Good	Fair	Poor	No Interaction	Response Total	Points	Avg
Classrooms	0% (0) (0)	42.86% (3) 0% (0)	28.57% (2) 0% (0)	28.57% (2) 0% (0)	0% (0) (0)	0% (0) (0)	7	0	0
Labs	14.29% (1) 0% (0)	14.29% (1) 0% (0)	28.57% (2) 0% (0)	0% (0) (0)	0% (0) (0)	42.86% (3) 0% (0)	7	0	0
Other General facilities (e.g. studios, gym)	0% (0) (0)	0% (0) (0)	37.5% (3) 0% (0)	12.5% (1) 0% (0)	25% (2) 0% (0)	25% (2) 0% (0)	8	0	0
Computer Labs	0% (0) (0)	14.29% (1) 0% (0)	42.86% (3) 0% (0)	42.86% (3) 0% (0)	0% (0) (0)	0% (0) (0)	7	0	0
Library	28.57% (2) 0% (0)	28.57% (2) 0% (0)	42.86% (3) 0% (0)	0% (0) (0)	0% (0) (0)	0% (0) (0)	7	0	0
Technology in the classroom	0% (0) (0)	0% (0) (0)	42.86% (3) 0% (0)	42.86% (3) 0% (0)	0% (0) (0)	14.29% (1) 0% (0)	7	0	0
							8	0	0

Online technologies utilized in your classes	12.5% (1) 0% (0)	12.5% (1) 0% (0)	25% (2) 0%	37.5% (3) 0% (0)	0% (0) 0%	12.5% (1) 0% (0)			
Musical or theatrical performances on-campus	0% (0) 0%	25% (2) 0%	25% (2) 0%	12.5% (1) 0%	0% (0) 0%	37.5% (3) 0%	8	0	0
Intramural athletic offerings	0% (0) 0%	0% (0) 0%	28.57% (2) 0%	14.29% (1) 0%	0% (0) 0%	57.14% (4) 0%	7	0	0
Intercollegiate athletic events	0% (0) 0%	0% (0) 0%	28.57% (2) 0%	14.29% (1) 0%	0% (0) 0%	57.14% (4) 0%	7	0	0
Greek Life	0% (0) 0%	0% (0) 0%	14.29% (1) 0%	14.29% (1) 0%	14.29% (1) 0%	57.14% (4) 0%	7	0	0
Student Organizations	0% (0) 0%	14.29% (1) 0%	57.14% (4) 0%	0% (0) 0%	0% (0) 0%	28.57% (2) 0%	7	0	0
Total Respondents							7		
(skipped this question)							4		

8. How well did Fitchburg State University prepare you in terms of the following skill sets:

	Very Well	Well	Neutral	Poorly	Very Poorly	Response Total	Points	Avg
Ability to think analytically and logically	14.29% (1) 0% (0)	42.86% (3) 0% (0)	28.57% (2) 0% (0)	14.29% (1) 0% (0)	0% (0) 0%	7	0	0
Ability to acquire new skills and knowledge on your own	25% (2) 0%	62.5% (5) 0%	12.5% (1) 0%	0% (0) 0%	0% (0) 0%	8	0	0
Ability to use the knowledge, ideas, or perspectives gained from your major field	14.29% (1) 0% (0)	57.14% (4) 0%	28.57% (2) 0%	0% (0) 0%	0% (0) 0%	7	0	0
Ability to orally communicate well	14.29% (1) 0% (0)	57.14% (4) 0%	28.57% (2) 0%	0% (0) 0%	0% (0) 0%	7	0	0
Ability to judge information/ideas/actions/conclusions based on sources/methods/reasoning	33.33% (2) 0% (0)	50% (3) 0%	16.67% (1) 0%	0% (0) 0%	0% (0) 0%	6	0	0
Ability to write effectively	14.29% (1) 0% (0)	42.86% (3) 0%	42.86% (3) 0%	0% (0) 0%	0% (0) 0%	7	0	0
Ability to use information technology in intellectual and/or professional pursuits	14.29% (1) 0% (0)	42.86% (3) 0%	28.57% (2) 0%	14.29% (1) 0%	0% (0) 0%	7	0	0
Ability to understand and appreciate cultural and ethnic differences between people	14.29% (1) 0% (0)	71.43% (5) 0%	0% (0) 0%	14.29% (1) 0%	0% (0) 0%	7	0	0
Ability to understand international perspectives on economic, political, social, and cultural issues	28.57% (2) 0% (0)	42.86% (3) 0%	14.29% (1) 0%	14.29% (1) 0%	0% (0) 0%	7	0	0
Ability to gain an understanding of or appreciation for the arts	14.29% (1) 0% (0)	57.14% (4) 0%	14.29% (1) 0%	14.29% (1) 0%	0% (0) 0%	7	0	0
Ability to understand and apply quantitative principles and methods	14.29% (1) 0% (0)	42.86% (3) 0%	42.86% (3) 0%	0% (0) 0%	0% (0) 0%	7	0	0
Ability to understand scientific method	14.29% (1) 0% (0)	42.86% (3) 0%	14.29% (1) 0%	28.57% (2) 0%	0% (0) 0%	7	0	0
Total Respondents						7		
(skipped this question)						4		

9. How well did Fitchburg State University prepare you for the following personal and professional situational skill sets:

	Very Well	Well	Neutral	Poorly	Very Poorly	Response Total	Points	Avg
Your ability to work as a member of a team or group	42.86% (3) 0%	14.29% (1) 0%	28.57% (2) 0%	14.29% (1) 0%	0% (0) 0%	7	0	0
Your ability to get along with people of diverse backgrounds and perspectives	57.14% (4) 0%	14.29% (1) 0%	28.57% (2) 0%	0% (0) 0%	0% (0) 0%	7	0	0
Your ability to lead others effectively	28.57% (2) 0%	42.86% (3) 0%	28.57% (2) 0%	0% (0) 0%	0% (0) 0%	7	0	0
Your ability to evaluate and choose between alternative courses of action	28.57% (2) 0%	28.57% (2) 0%	42.86% (3) 0%	0% (0) 0%	0% (0) 0%	7	0	0
Your awareness of contemporary issues and their causes and consequences	42.86% (3) 0%	28.57% (2) 0%	28.57% (2) 0%	0% (0) 0%	0% (0) 0%	7	0	0
Total Respondents						7		
(skipped this question)						4		

10. We are always looking for feedback to help us with quality and improvements. Is there something you would like to share with us regarding facilities or your program that wasn't captured above?

1. At times it was difficult to contact personal on campus being a night time student with most departments closing at 5 or earlier.
I think writing 2 should be catered too writing in your field of work. Or have a class writing papers that will help you in your field of work in general. I struggled constantly with APA papers and it's usually one of the last papers of the semester so you get little to no critiques and no room for improvement. That's one of the only flaws in the psych program.
2. more flexibility with course selection and time in schedule.
3. Update the recreational center
I wish the school had more parking. I find it a serious issue when students are frequently late to class, stressed out, and getting parking tickets all because there was not enough room in a parking lot and they had to desperately find a spot. Even one more parking lot on campus could help us.
- 4.

Total Respondents 4

(skipped this question) 7

11. What is your level of agreement with the following statements:

	Strongly Agree	Agree	Neutral	Disagree	Strongly Disagree	No Basis for Judgement	Response Total	Points	Avg
Faculty demonstrated commitment to my learning, personal well being and success	33.33% (2) 0% (0)	33.33% (2) 0% (0)	33.33% (2) 0% (0)	0% (0) 0%	0% (0) 0%	0% (0) 0%	6	0	0
Administrators (e.g. vice presidents, deans and directors) demonstrated commitment to my learning, personal well being and success	0% (0) 0%	40% (2) 0%	60% (3) 0%	0% (0) 0%	0% (0) 0%	0% (0) 0%	5	0	0
Other University staff demonstrated commitment to my learning, personal well being and success	0% (0) 0%	60% (3) 0%	40% (2) 0%	0% (0) 0%	0% (0) 0%	0% (0) 0%	5	0	0
Library resources (e.g. books, database subscriptions, inter-library loan) were adequate for my research and learning needs	40% (2) 0%	40% (2) 0%	0% (0) 0%	20% (1) 0%	0% (0) 0%	0% (0) 0%	5	0	0
Library hours and web resource availability were adequate for my research and learning needs	16.67% (1) 0% (0)	50% (3) 0%	16.67% (1) 0% (0)	16.67% (1) 0% (0)	0% (0) 0%	0% (0) 0%	6	0	0
Library staff were knowledgeable and demonstrated commitment to my learning and academic success.	40% (2) 0%	40% (2) 0%	20% (1) 0%	0% (0) 0%	0% (0) 0%	0% (0) 0%	5	0	0
I learned about research strategies and sources of information from the library staff.	20% (1) 0% (0)	40% (2) 0%	40% (2) 0%	0% (0) 0%	0% (0) 0%	0% (0) 0%	5	0	0
Total Respondents							5		
(skipped this question)							6		

12. Please rate your overall experience with the following offices, programs and services at Fitchburg State University:

	Very Positive	Mostly Positive	Neutral	Mostly Negative	Very Negative	No Interaction	Was Unaware	Response Total	Points	Avg
Academic Department Office/Staff	20% (1) 0% (0)	60% (3) 0% (0)	0% (0) 0% (0)	0% (0) 0%	0% (0) 0%	0% (0) 0%	20% (1) 0% (0)	5	0	0
Admissions Office	0% (0) 0%	80% (4) 0% (0)	0% (0) 0%	0% (0) 0%	0% (0) 0%	20% (1) 0%	0% (0) 0%	5	0	0
Advising Center	20% (1) 0% (0)	0% (0) 0%	40% (2) 0% (0)	0% (0) 0%	0% (0) 0%	20% (1) 0%	20% (1) 0% (0)	5	0	0
Bookstore	20% (1) 0% (0)	20% (1) 0% (0)	40% (2) 0% (0)	20% (1) 0% (0)	0% (0) 0%	0% (0) 0%	0% (0) 0%	5	0	0
Total Respondents								5	0	0

Capital Planning and Maintenance (e.g. buildings & grounds)	40% (2) 0% (0)	20% (1) 0% (0)	0% (0) 0% (0)	0% (0) 0% (0)	0% (0) 0% (0)	0% (0) 0% (0)	20% (1) 0% (0)	0% (0) 0% (0)	20% (1) 0% (0)			
Career Counseling Office	20% (1) 0% (0)	0% (0) 0% (0)	20% (1) 0% (0)	0% (0) 0% (0)	0% (0) 0% (0)	0% (0) 0% (0)	40% (2) 0% (0)	0% (0) 0% (0)	20% (1) 0% (0)	5	0	0
Center for Diversity and Inclusiveness	40% (2) 0% (0)	0% (0) 0% (0)	20% (1) 0% (0)	0% (0) 0% (0)	0% (0) 0% (0)	0% (0) 0% (0)	20% (1) 0% (0)	0% (0) 0% (0)	20% (1) 0% (0)	5	0	0
Chartwell's Dining Services	0% (0) 0% (0)	20% (1) 0% (0)	60% (3) 0% (0)	0% (0) 0% (0)	0% (0) 0% (0)	0% (0) 0% (0)	20% (1) 0% (0)	0% (0) 0% (0)	0% (0) 0% (0)	5	0	0
Commuter Affairs	0% (0) 0% (0)	20% (1) 0% (0)	20% (1) 0% (0)	0% (0) 0% (0)	0% (0) 0% (0)	0% (0) 0% (0)	40% (2) 0% (0)	0% (0) 0% (0)	20% (1) 0% (0)	5	0	0
Counseling Services	0% (0) 0% (0)	20% (1) 0% (0)	0% (0) 0% (0)	0% (0) 0% (0)	0% (0) 0% (0)	0% (0) 0% (0)	40% (2) 0% (0)	0% (0) 0% (0)	40% (2) 0% (0)	5	0	0
Disability Services	0% (0) 0% (0)	0% (0) 0% (0)	0% (0) 0% (0)	0% (0) 0% (0)	0% (0) 0% (0)	0% (0) 0% (0)	60% (3) 0% (0)	0% (0) 0% (0)	40% (2) 0% (0)	5	0	0
Financial Aid	20% (1) 0% (0)	20% (1) 0% (0)	20% (1) 0% (0)	0% (0) 0% (0)	0% (0) 0% (0)	0% (0) 0% (0)	20% (1) 0% (0)	0% (0) 0% (0)	20% (1) 0% (0)	5	0	0
Graduate and Continuing Education (GCE)	0% (0) 0% (0)	0% (0) 0% (0)	20% (1) 0% (0)	0% (0) 0% (0)	0% (0) 0% (0)	0% (0) 0% (0)	40% (2) 0% (0)	0% (0) 0% (0)	40% (2) 0% (0)	5	0	0
Health Services	20% (1) 0% (0)	20% (1) 0% (0)	20% (1) 0% (0)	20% (1) 0% (0)	0% (0) 0% (0)	0% (0) 0% (0)	20% (1) 0% (0)	0% (0) 0% (0)	0% (0) 0% (0)	5	0	0
Housing and Residential Services	40% (2) 0% (0)	0% (0) 0% (0)	0% (0) 0% (0)	0% (0) 0% (0)	0% (0) 0% (0)	20% (1) 0% (0)	20% (1) 0% (0)	0% (0) 0% (0)	20% (1) 0% (0)	5	0	0
Information Desk (Hammond Hall)	20% (1) 0% (0)	40% (2) 0% (0)	0% (0) 0% (0)	20% (1) 0% (0)	0% (0) 0% (0)	0% (0) 0% (0)	0% (0) 0% (0)	0% (0) 0% (0)	20% (1) 0% (0)	5	0	0
International Education (e.g. study abroad)	40% (2) 0% (0)	0% (0) 0% (0)	0% (0) 0% (0)	0% (0) 0% (0)	0% (0) 0% (0)	0% (0) 0% (0)	60% (3) 0% (0)	0% (0) 0% (0)	0% (0) 0% (0)	5	0	0
On-campus Job Recruitment	0% (0) 0% (0)	20% (1) 0% (0)	0% (0) 0% (0)	0% (0) 0% (0)	0% (0) 0% (0)	0% (0) 0% (0)	60% (3) 0% (0)	0% (0) 0% (0)	20% (1) 0% (0)	5	0	0
One Card	20% (1) 0% (0)	20% (1) 0% (0)	40% (2) 0% (0)	0% (0) 0% (0)	0% (0) 0% (0)	0% (0) 0% (0)	20% (1) 0% (0)	0% (0) 0% (0)	0% (0) 0% (0)	5	0	0
Online Services (e.g. financial aid, registration, add/drop)	20% (1) 0% (0)	60% (3) 0% (0)	20% (1) 0% (0)	0% (0) 0% (0)	0% (0) 0% (0)	0% (0) 0% (0)	0% (0) 0% (0)	0% (0) 0% (0)	0% (0) 0% (0)	5	0	0
Parking	0% (0) 0% (0)	0% (0) 0% (0)	20% (1) 0% (0)	20% (1) 0% (0)	40% (2) 0% (0)	20% (1) 0% (0)	0% (0) 0% (0)	0% (0) 0% (0)	0% (0) 0% (0)	5	0	0
Recreation Services	20% (1) 0% (0)	0% (0) 0% (0)	20% (1) 0% (0)	20% (1) 0% (0)	0% (0) 0% (0)	0% (0) 0% (0)	20% (1) 0% (0)	0% (0) 0% (0)	20% (1) 0% (0)	5	0	0
Registrar's Office	20% (1) 0% (0)	60% (3) 0% (0)	0% (0) 0% (0)	0% (0) 0% (0)	0% (0) 0% (0)	0% (0) 0% (0)	20% (1) 0% (0)	0% (0) 0% (0)	0% (0) 0% (0)	5	0	0
Shuttle Service	0% (0) 0% (0)	40% (2) 0% (0)	20% (1) 0% (0)	0% (0) 0% (0)	20% (1) 0% (0)	20% (1) 0% (0)	0% (0) 0% (0)	0% (0) 0% (0)	0% (0) 0% (0)	5	0	0
Student Accounts	20% (1) 0% (0)	40% (2) 0% (0)	20% (1) 0% (0)	0% (0) 0% (0)	0% (0) 0% (0)	0% (0) 0% (0)	20% (1) 0% (0)	0% (0) 0% (0)	0% (0) 0% (0)	5	0	0
Student Development Office	20% (1) 0% (0)	20% (1) 0% (0)	0% (0) 0% (0)	0% (0) 0% (0)	0% (0) 0% (0)	0% (0) 0% (0)	40% (2) 0% (0)	0% (0) 0% (0)	20% (1) 0% (0)	5	0	0
Technology Help Desk	0% (0) 0% (0)	40% (2) 0% (0)	20% (1) 0% (0)	40% (2) 0% (0)	0% (0) 0% (0)	0% (0) 0% (0)	0% (0) 0% (0)	0% (0) 0% (0)	0% (0) 0% (0)	5	0	0
Tutor Center	40% (2) 0% (0)	20% (1) 0% (0)	20% (1) 0% (0)	0% (0) 0% (0)	0% (0) 0% (0)	0% (0) 0% (0)	20% (1) 0% (0)	0% (0) 0% (0)	0% (0) 0% (0)	5	0	0
University Catalog	0% (0) 0% (0)	20% (1) 0% (0)	40% (2) 0% (0)	0% (0) 0% (0)	0% (0) 0% (0)	0% (0) 0% (0)	40% (2) 0% (0)	0% (0) 0% (0)	0% (0) 0% (0)	5	0	0
University Email	20% (1) 0% (0)	60% (3) 0% (0)	0% (0) 0% (0)	0% (0) 0% (0)	0% (0) 0% (0)	0% (0) 0% (0)	20% (1) 0% (0)	0% (0) 0% (0)	0% (0) 0% (0)	5	0	0
University Police	40% (2) 0% (0)	20% (1) 0% (0)	0% (0) 0% (0)	20% (1) 0% (0)	0% (0) 0% (0)	0% (0) 0% (0)	20% (1) 0% (0)	0% (0) 0% (0)	0% (0) 0% (0)	5	0	0
University Website	0% (0) 0% (0)	60% (3) 0% (0)	40% (2) 0% (0)	0% (0) 0% (0)	0% (0) 0% (0)	0% (0) 0% (0)	0% (0) 0% (0)	0% (0) 0% (0)	0% (0) 0% (0)	5	0	0
Veteran Services	0% (0) 0% (0)	0% (0) 0% (0)	0% (0) 0% (0)	0% (0) 0% (0)	0% (0) 0% (0)	0% (0) 0% (0)	60% (3) 0% (0)	0% (0) 0% (0)	40% (2) 0% (0)	5	0	0
Volunteer Center	0% (0) 0% (0)	20% (1) 0% (0)	0% (0) 0% (0)	0% (0) 0% (0)	0% (0) 0% (0)	0% (0) 0% (0)	60% (3) 0% (0)	0% (0) 0% (0)	20% (1) 0% (0)	5	0	0
Total Respondents										5		
(skipped this question)											6	

13. Is there something that you would like to share with us regarding our faculty, staff, or administrators that wasn't captured in the questions above?

- My advisor, James Noonan, was very unkind by laughing at me when I had to withdraw from a course. Furthermore, he did not make any effort to help me in any way and made it seem like an imposition for me to seek further guidance. After discussing this with several other people in the business department, I finally got someone to help me switch to another advisor, however it should not be this hard to change advisors when you have been mistreated. This needs to change.
- I would like to see more diversity in the curriculum. When it came to matters of racial history or conversations about discrimination teachers would speed past the topic or not say much. Such as the racial

history of suburbs and housing. In sociology, the professor did not refer to it in the timeline, which I questioned. The slide that contained the information was the last slide and we only had 5 mins left in class. When we came back to it the next day we had her, she reviewed what little we learned, and didn't elaborate as much as she did for everything else and promptly moved on. It's not the first time a teacher has done this. I'm not sure if it's for the comfort of the majority white students attending the class but as one of the only minorities in the class, it makes me uncomfortable. It feels like they're erasing history or putting a naive twist to it.

Total Respondents 2

(skipped this question) 9

14. Is there something you would like to share with us regarding our offices, programs and services at Fitchburg State University that wasn't captured in the questions above?

- Email can be tightened up. I had a fellow classmate that was unaware he needed an advising code to register for classes and I had to help him get acquainted with degree works to see who his advisor is. While it is our responsibility to keep up with our emails and various duties, emails are mainly about clubs and not often about things we actually need. I was also unaware that I needed to petition to graduate for spring 2019 already, this was not made widely known. Spend more time and emphasis on need-to-know information like these items please. Also, advisors all have a different way of doing their advising and there should be a clear cut order of operations to register and get our advising codes without all this red tape.
- The Center of Diversity should be advertised more. It's hidden in the back of hammond and not many people know about the office or what they do.

Total Respondents 2

(skipped this question) 9

15. Please select your level of agreement with the following statements:

	Very High	High	Average	Low	Very Low	Response Total	Points	Avg
Overall satisfaction with my experience with Fitchburg State University	20% (1)0% (0)	40% (2)0% (0)	20% (1)0% (0)	20% (1)0% (0)	0% (0)0% (0)	5	0	0
Likelihood that I will recommend the University to others	40% (2)0% (0)	0% (0)0% (0)	40% (2)0% (0)	20% (1)0% (0)	0% (0)0% (0)	5	0	0
Likelihood that I will stay connected to the campus after completion of my degree	40% (2)0% (0)	0% (0)0% (0)	0% (0)0% (0)	40% (2)0% (0)	20% (1)0% (0)	5	0	0

Total Respondents 5
(skipped this question) 6

16. As we have stated previously, we are always looking for feedback that will help us improve. Is there something more you would like to share with us about your overall experience at Fitchburg State University?

- You teach us of social justice, however when an actual issue is raised, it is swept under the rug. I know of a woman who had a professor flirt with her in an email and she brought it to both the department head and the dean and she was told it was her fault for making the professor think it was okay. That is rape culture in a nutshell. While I enjoy my education at Fitchburg State University and a lot of the professors do their best to make us the best we can be, the higher up educators tarnish our experience by being the same as those we read about in the papers. If you want more students to be involved, more students to get fired up, be a university that supports students, stands up for them when things are wrong, not just teach about them and hope they don't actually utilize the tools they were given.
- There needs to be more attention on graduate students and supporting their needs and understanding that many work a full time job also.
- More diverse options. It seems to be up to the diversity clubs only and it should be the university as a whole. For example, during black history month last semester we had several amazing panels, events, and discussions that were never offered before and it was solely because the Black Student Union created them. The university should also take part in creating panels or encouraging the right groups to create such events during this time as just one example.
- Please, please, PLEASE. Give the communications department more funding. More resources. More space.

Total Respondents 4

(skipped this question) 7

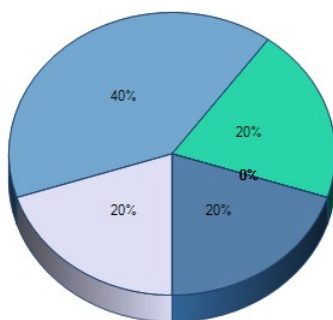
17. As you prepare to leave Fitchburg State University, we would like to know about your short-term plans. Please mark each of the following as they relate to you currently.

	Yes	No	Not Applicable	Response Total	Points	Avg
I am currently employed or have a job offer in a field closely related to my current program of study	25% (1)0% (0)	50% (2)0% (0)	25% (1)0% (0)	4	0	0
I am currently employed or have a job offer in a field	75% (3)0% (0)	0% (0)0% (0)	25% (1)0% (0)	4	0	0

that is not related to my current program of study

I am searching for employment in a field closely related to my current program of study	75% (3)0% (0)	0% (0)0% (0)	25% (1)0% (0)	4	0	0
I am searching for employment in a field not closely related to my current program of study	25% (1)0% (0)	0% (0)0% (0)	75% (3)0% (0)	4	0	0
I have been accepted into a graduate program to continue my education at Fitchburg State University	0% (0)0% (0)	25% (1)0% (0)	75% (3)0% (0)	4	0	0
I have been accepted into a graduate or doctoral program to continue my education at another institution	0% (0)0% (0)	25% (1)0% (0)	75% (3)0% (0)	4	0	0
I am not planning to continue my education at this time	50% (2)0% (0)	25% (1)0% (0)	25% (1)0% (0)	4	0	0
I am pursuing the military	0% (0)0% (0)	25% (1)0% (0)	75% (3)0% (0)	4	0	0
Total Respondents				4		
(skipped this question)				7		

18. What is your current or expected (if you are just starting a new position) annual salary?



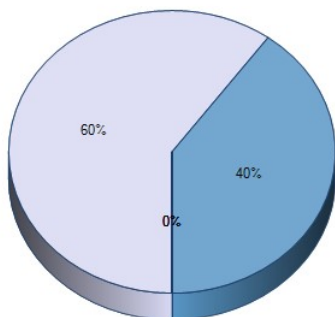
	Response Total	Response Percent
None - not working	1	20%
Less than \$20,000	2	40%
\$20,001 - \$30,000	1	20%
\$30,001 - \$40,000	0	0%
\$40,001 - \$50,000	0	0%
\$50,001 - \$60,000	0	0%
\$60,001 +	0	0%
Prefer not to disclose	1	20%
Total Respondents	5	
(skipped this question)	6	

19. How would you rate the importance of the following while attending Fitchburg State University:

	Very Important	Important	Neutral	Unimportant	Very Unimportant	Response Total	Points	Avg
Small, New England campus	0% (0)0% (0)	60% (3)0% (0)	40% (2)0% (0)	0% (0)0% (0)	0% (0)0% (0)	5	0	0
Low student-to-faculty ratio	40% (2)0% (0)	60% (3)0% (0)	0% (0)0% (0)	0% (0)0% (0)	0% (0)0% (0)	5	0	0
Accessible to my work/home/family	0% (0)0% (0)	80% (4)0% (0)	20% (1)0% (0)	0% (0)0% (0)	0% (0)0% (0)	5	0	0
Close-knit, friendly culture	40% (2)0% (0)	20% (1)0% (0)	40% (2)0% (0)	0% (0)0% (0)	0% (0)0% (0)	5	0	0
Diversity of student body	40% (2)0% (0)	40% (2)0% (0)	0% (0)0% (0)	20% (1)0% (0)	0% (0)0% (0)	5	0	0
Academic program(s)	40% (2)0% (0)	60% (3)0% (0)	0% (0)0% (0)	0% (0)0% (0)	0% (0)0% (0)	5	0	0
Affordability	60% (3)0% (0)	20% (1)0% (0)	0% (0)0% (0)	20% (1)0% (0)	0% (0)0% (0)	5	0	0
Faculty	20% (1)0% (0)	60% (3)0% (0)	0% (0)0% (0)	20% (1)0% (0)	0% (0)0% (0)	5	0	0
Residential life	20% (1)0% (0)	40% (2)0% (0)	20% (1)0% (0)	20% (1)0% (0)	0% (0)0% (0)	5	0	0
Facilities	20% (1)0% (0)	60% (3)0% (0)	0% (0)0% (0)	20% (1)0% (0)	0% (0)0% (0)	5	0	0
Financial Aid	40% (2)0% (0)	40% (2)0% (0)	0% (0)0% (0)	20% (1)0% (0)	0% (0)0% (0)	5	0	0
Many activities in the region	0% (0)0% (0)	40% (2)0% (0)	20% (1)0% (0)	40% (2)0% (0)	0% (0)0% (0)	5	0	0
Services/support to first generation students	0% (0)0% (0)	20% (1)0% (0)	60% (3)0% (0)	20% (1)0% (0)	0% (0)0% (0)	5	0	0
Volunteer opportunities	0% (0)0% (0)			20% (1)0% (0)	0% (0)0% (0)	5	0	0

		20% (1)0% (0)	60% (3)0% (0)					
Athletics	0% (0)0% (0)	0% (0)0% (0)	40% (2)0% (0)	20% (1)0% (0)	40% (2)0% (0)	5	0	0
Military-friendly	0% (0)0% (0)	40% (2)0% (0)	0% (0)0% (0)	20% (1)0% (0)	40% (2)0% (0)	5	0	0
LGBTQ-friendly	60% (3)0% (0)	20% (1)0% (0)	0% (0)0% (0)	20% (1)0% (0)	0% (0)0% (0)	5	0	0
Honors Program	0% (0)0% (0)	20% (1)0% (0)	20% (1)0% (0)	40% (2)0% (0)	20% (1)0% (0)	5	0	0
Employment prospects	20% (1)0% (0)	40% (2)0% (0)	20% (1)0% (0)	20% (1)0% (0)	0% (0)0% (0)	5	0	0
Internships	60% (3)0% (0)	20% (1)0% (0)	0% (0)0% (0)	20% (1)0% (0)	0% (0)0% (0)	5	0	0
Study Abroad opportunities	20% (1)0% (0)	40% (2)0% (0)	20% (1)0% (0)	20% (1)0% (0)	0% (0)0% (0)	5	0	0
ROTC/National Guard	0% (0)0% (0)	0% (0)0% (0)	20% (1)0% (0)	40% (2)0% (0)	40% (2)0% (0)	5	0	0
						Total Respondents	5	
						(skipped this question)	6	

20. How many times did you change your major at Fitchburg State University?

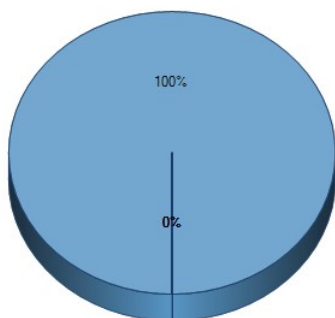


	Response Total	Response Percent
None	3	60%
Once	2	40%
2 Times	0	0%
3 times	0	0%
More than 3 times	0	0%
Total Respondents	5	
(skipped this question)	6	

21. As you finish your degree journey at Fitchburg State University, we would like to know how much your time here has impacted your growth. Please select the answer that best fits our impact on your growth below.

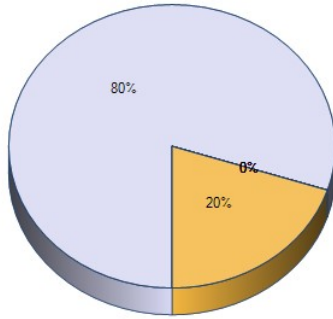
	Very Significant	Significant	No Change	Insignificant	Very Insignificant	Response Total	Points	Avg
Academic Growth (broadened your perception of the need to learn)	40% (2)0% (0)	40% (2)0% (0)	20% (1)0% (0)	0% (0)0% (0)	0% (0)0% (0)	5	0	0
Personal Growth	40% (2)0% (0)	40% (2)0% (0)	20% (1)0% (0)	0% (0)0% (0)	0% (0)0% (0)	5	0	0
Professional Growth (broaden your understanding of the need to continue to learn to achieve your career goals)	20% (1)0% (0)	60% (3)0% (0)	20% (1)0% (0)	0% (0)0% (0)	0% (0)0% (0)	5	0	0
						Total Respondents	5	
						(skipped this question)	6	

22. To which gender identity do you most identify?



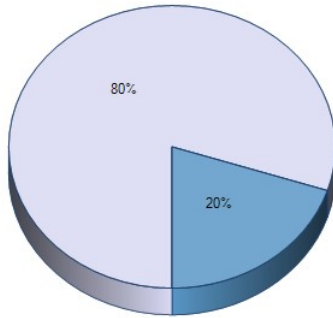
	Response Total	Response Percent
Male	0	0%
Female	5	100%
Transgender Male	0	0%
Transgender Female	0	0%
Do not identify as female, male or transgender	0	0%
Total Respondents	5	
(skipped this question)	6	

23. To which racial heritage do you predominantly identify?



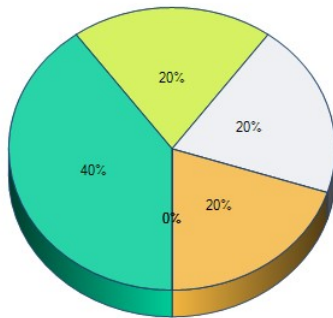
	Response Total	Response Percent
White/Caucasian	4	80%
Asian	0	0%
Hispanic/Latino	0	0%
Black/African American	0	0%
American Indian	0	0%
Other	1	20%
Total Respondents	5	
(skipped this question)	6	

24. During your time at the University, did you attend full-time or part-time?



	Response Total	Response Percent
Full-time	4	80%
Part-time	1	20%
Total Respondents	5	
(skipped this question)	6	

25. During your time at the University, approximately how many hours did you work per week?



	Response Total	Response Percent
0	0	0%
1 - 10	0	0%
11 - 20	2	40%
21 - 30	1	20%
31 - 40	1	20%
40+	1	20%
Total Respondents	5	
(skipped this question)	6	

26. How many dependents do you have (not including yourself)?

	Response Total	Response Percent
1	0	0%
2	0	0%
3	0	0%
4	0	0%
5	0	0%
5+	0	0%
Total Respondents	0	
(skipped this question)	11	