

[Export Data CSV](#)

### Third Year Alumni Feedback 17'

**Survey Title:** Third Year Alumni Feedback 17'

#### Survey Properties:

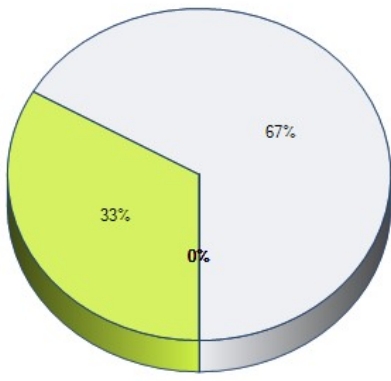
**Total Respondents:** 210

#### Responses By Question Analysis:

1. We would like to know about your short-term plans. Please mark each of the following as they relate to you currently:

	Yes	No	Not Applicable	Response Total
I am currently employed or have a job offer in a field closely related to my degree	100% (2)	0% (0)	0% (0)	2
I am currently employed or have a job offer in a field that is not related to my degree	33.33% (1)	66.67% (2)	0% (0)	3
I am searching for employment in a field closely related to my degree	0% (0)	100% (2)	0% (0)	2
I am searching for employment in a field not closely related to my degree	0% (0)	100% (2)	0% (0)	2
I have been accepted into a graduate program to continue my education at Fitchburg State University	50% (1)	50% (1)	0% (0)	2
I have been accepted into a graduate or doctoral program to continue my education at another institution	100% (3)	0% (0)	0% (0)	3
I am not planning to continue my education at this time	0% (0)	100% (2)	0% (0)	2
I am a member of the Armed Forces	0% (0)	100% (2)	0% (0)	2
			<b>Total Respondents</b>	<b>3</b>

2. How long did it take you to find your first position after graduating?



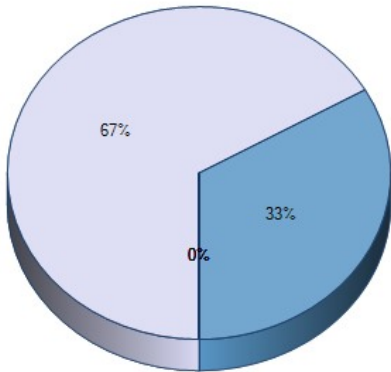
	Response Total	Response Percent
Have not found a position yet	0	0%
Held the position while I completed my degree	0	0%
Secured my position prior to graduation	0	0%
Less than 30 days after graduation	1	33%
1 - 3 months after graduation	2	67%
4-6 months after graduation	0	0%
7 or more months after graduation	0	0%
Did not pursue employment	0	0%
<b>Total Respondents</b>	<b>3</b>	

3. How many times have you changed employers or been promoted since graduation three years ago?

- 1 time. I was employed by McLean Hospital within 2 weeks after graduating from FSU and then started my Masters program at Salem State in fall 2019 while continuing to work at McLean and then was hired prior to graduating from my masters program for Beth Israel Lahey health and have been there since.
- I went from being an elementary teacher to a middle school teacher at the same school.
- I've been promoted twice at the same place I was employed after graduation.

**Total Respondents 3**

4. Are you satisfied with the course of your career thus far?



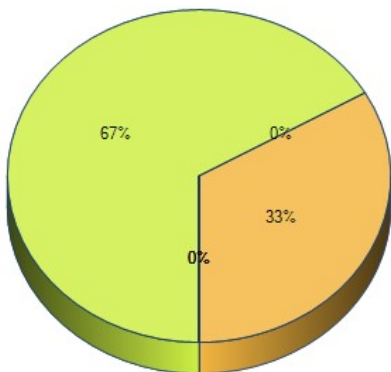
	Response Total	Response Percent
Very Satisfied	2	67%
Satisfied	1	33%
Neutral	0	0%
Dissatisfied	0	0%
Very Dissatisfied	0	0%
Not Working at This Time	0	0%
<b>Total Respondents</b>	<b>3</b>	

5. Where are you currently employed and what is your job title?

- Beth Israel Lahey Behavioral Health for Emergency Services as a Crisis Clinician.
- I am currently employed by the Lawrence public school district. I am an ESL Teacher.
- Boston Public Schools

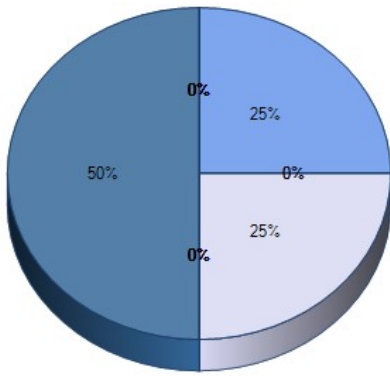
**Total Respondents 3**

6. In what sector are you employed?



	Response Total	Response Percent
Not employed	0	0%
Self-employed	0	0%
For-profit corporation/company	0	0%
Government or other public institution or agency	2	67%
Military	0	0%
Non-profit organization, institution or NGO	1	33%
<b>Total Respondents</b>	<b>3</b>	

7. Please select the industry that best describes your employer.



	Response Total	Response Percent
<input type="checkbox"/> N/A - Not working	0	0%
<input type="checkbox"/> Agriculture	0	0%
<input type="checkbox"/> Biotech/Pharmaceutical	0	0%
<input type="checkbox"/> Business Services	0	0%
<input type="checkbox"/> Communications/Marketing/PR	0	0%
<input type="checkbox"/> Computer Science/Technology	0	0%
<input type="checkbox"/> Education: Higher Education	0	0%
<input type="checkbox"/> Education: PreK - High School	2	67%
<input type="checkbox"/> Engineering	0	0%
<input type="checkbox"/> Environment	0	0%
<input type="checkbox"/> Financial Services	0	0%
<input type="checkbox"/> Fine/Performing Arts	0	0%
<input type="checkbox"/> Food Service	0	0%
<input type="checkbox"/> Healthcare	0	0%
<input type="checkbox"/> Hospitality/Tourism/Travel	0	0%
<input type="checkbox"/> Information Technology	0	0%
<input type="checkbox"/> Law/Legal Services	0	0%
<input type="checkbox"/> Manufacturing	0	0%
<input type="checkbox"/> Media/Journalism/Publishing	0	0%
<input type="checkbox"/> Medicine	0	0%
<input type="checkbox"/> Military/Defense	0	0%
<input type="checkbox"/> Politics/Public Policy/Advocacy	0	0%
<input type="checkbox"/> Retail	0	0%
<input type="checkbox"/> Social Services	1	33%
<input type="checkbox"/> Sports/Fitness	0	0%
<input type="checkbox"/> Technology	0	0%
<input type="checkbox"/> Other, please specify	1	33%
<b>Total Respondents</b>	<b>3</b>	

Mental Health

8. We are always interested in our Alumni's continued interest in their personal and professional development. Which, if any, professional organizations have you joined since completing your program of study?

1. N/A

**Total Respondents 1**

9. We believe that Fitchburg State Alumni are always expanding their body of knowledge and would like to know what types of professional development activities you have engaged in since completion of your program of study? (i.e. attended conferences or workshops, given presentation at conference or workshops, conducting scholarly research, licensures or certifications completed, etc.)

1. Master of science in clinical mental health counseling at Salem State University class of 2019
2. I've been to a variety of different professional development geared towards educational pedagogy.
3. Boston Public Schools offer many professional development opportunities.

**Total Respondents 3**

10. We like to know where our graduates are in the world. Please provide us with the city and state or country in which you currently reside.

1. Salem, MA
2. No.
3. Boston, MA.

**Total Respondents 3**

**11.** Rate the quality of the following with respect to the degree you received three years ago:

	<b>Excellent</b>	<b>Good</b>	<b>Fair</b>	<b>Poor</b>	<b>Response Total</b>
Quality of faculty instruction	100% (3)	0% (0)	0% (0)	0% (0)	<b>3</b>
Level of individual attention	100% (3)	0% (0)	0% (0)	0% (0)	<b>3</b>
Quality of academic advisement	100% (3)	0% (0)	0% (0)	0% (0)	<b>3</b>
Curriculum linked to job related skills and knowledge	100% (3)	0% (0)	0% (0)	0% (0)	<b>3</b>
Preparation to meet the demands of my job	100% (3)	0% (0)	0% (0)	0% (0)	<b>3</b>
Preparation to continue my education	100% (3)	0% (0)	0% (0)	0% (0)	<b>3</b>
					<b>Total Respondents 3</b>

**12.** Please select your level of agreement with the following statements:

	<b>Very High</b>	<b>High</b>	<b>Average</b>	<b>Low</b>	<b>Very Low</b>	<b>Response Total</b>
Overall satisfaction with my experience with Fitchburg State University	100% (3)	0% (0)	0% (0)	0% (0)	0% (0)	<b>3</b>
						<b>Total Respondents 3</b>

**13.** Looking back at your academic career at Fitchburg State University, please select your level of agreement with the following:

	<b>Strongly Agree</b>	<b>Agree</b>	<b>Neutral</b>	<b>Disagree</b>	<b>Strongly Disagree</b>	<b>Response Total</b>
The social and interpersonal skills you developed have impacted your life	100% (3)	0% (0)	0% (0)	0% (0)	0% (0)	<b>3</b>
You have benefitted from the personal connections you made	100% (3)	0% (0)	0% (0)	0% (0)	0% (0)	<b>3</b>
You have benefitted from the social networks of which you were/are a part	100% (3)	0% (0)	0% (0)	0% (0)	0% (0)	<b>3</b>
The benefits of attending were worth the financial cost	66.67% (2)	0% (0)	33.33% (1)	0% (0)	0% (0)	<b>3</b>
						<b>Total Respondents 3</b>

**14.** How well did Fitchburg State University prepare you in terms of the following skill sets:

	<b>Very Well</b>	<b>Well</b>	<b>Neutral</b>	<b>Poorly</b>	<b>Very Poorly</b>	<b>Response Total</b>
Ability to think analytically and logically	66.67% (2)	33.33% (1)	0% (0)	0% (0)	0% (0)	<b>3</b>
Ability to acquire new skills and knowledge on your own	66.67% (2)	33.33% (1)	0% (0)	0% (0)	0% (0)	<b>3</b>
Ability to use the knowledge, ideas, or perspectives gained from your major field	66.67% (2)	33.33% (1)	0% (0)	0% (0)	0% (0)	<b>3</b>
Ability to orally communicate well	66.67% (2)	33.33% (1)	0% (0)	0% (0)	0% (0)	<b>3</b>
Ability to judge information/ideas/actions/conclusions based on sources/methods/reasoning	66.67% (2)	33.33% (1)	0% (0)	0% (0)	0% (0)	<b>3</b>
Ability to write effectively	66.67% (2)	33.33% (1)	0% (0)	0% (0)	0% (0)	<b>3</b>
Ability to use information technology in intellectual and/or professional pursuits	66.67% (2)	33.33% (1)	0% (0)	0% (0)	0% (0)	<b>3</b>
Ability to understand and appreciate cultural and ethnic differences between people	66.67% (2)	33.33% (1)	0% (0)	0% (0)	0% (0)	<b>3</b>
Ability to understand international perspectives on economic, political, social, and cultural issues	66.67% (2)	33.33% (1)	0% (0)	0% (0)	0% (0)	<b>3</b>
Ability to gain an understanding of or appreciation for the arts	66.67% (2)	33.33% (1)	0% (0)	0% (0)	0% (0)	<b>3</b>
Ability to understand and apply quantitative principles and methods	66.67% (2)	33.33% (1)	0% (0)	0% (0)	0% (0)	<b>3</b>
Ability to understand scientific method	66.67% (2)	33.33% (1)	0% (0)	0% (0)	0% (0)	<b>3</b>
						<b>Total Respondents 3</b>

**15.** How well did Fitchburg State University prepare you for the following personal and professional situational skill sets:

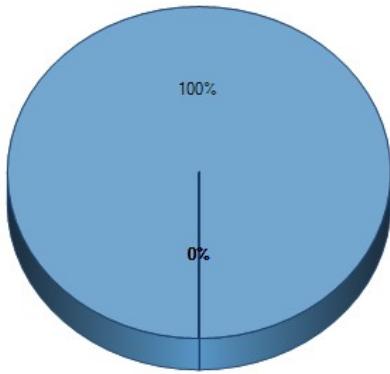
	Very Well	Well	Neutral	Poorly	Very Poorly	Response Total
Your ability to work as a member of a team or group	100% (3)	0% (0)	0% (0)	0% (0)	0% (0)	3
Your ability to get along with people of diverse backgrounds and perspectives	100% (3)	0% (0)	0% (0)	0% (0)	0% (0)	3
Your ability to lead others effectively	100% (3)	0% (0)	0% (0)	0% (0)	0% (0)	3
Your ability to evaluate and choose between alternative courses of action	100% (3)	0% (0)	0% (0)	0% (0)	0% (0)	3
Your awareness of contemporary issues and their cause and consequences	100% (3)	0% (0)	0% (0)	0% (0)	0% (0)	3
<b>Total Respondents</b>						<b>3</b>

**16.** What did we not ask you about but you feel we should know?

1. An amazing experience both socially and academically. Best 4 years of my life at FSU. Getting my masters at another university, which was solely because of location, showed me how amazing FSU is. I love my professors and they truly inspired me to be where I am at today. I'm so grateful for my experience at FSU
2. Fitchburg State University gave me the opportunity to become a professional. I can't thank the faculty of the Human Services department enough.

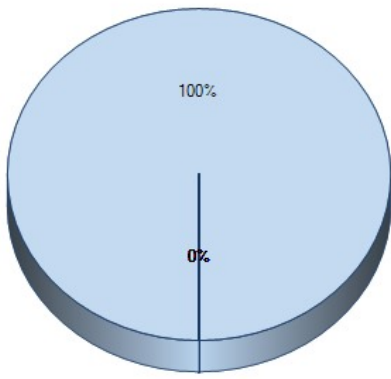
**Total Respondents 2**

**17.** Please select the Degree you completed at Fitchburg State University from the list below.



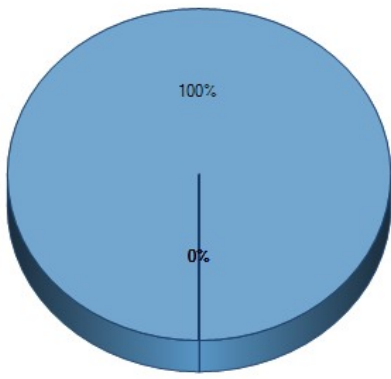
	Response Total	Response Percent
<input type="checkbox"/> Bachelor of Arts (BA)	0	0%
<input checked="" type="checkbox"/> Bachelor of Science (BS)	3	100%
<input type="checkbox"/> Certificate of Graduate Study (CAGS)	0	0%
<input type="checkbox"/> Master of Arts (MA)	0	0%
<input type="checkbox"/> Master of Arts in Teaching (MAT)	0	0%
<input type="checkbox"/> Master of Business Administration (MBA)	0	0%
<input type="checkbox"/> Master of Education (MEd)	0	0%
<input type="checkbox"/> Master of Science (MS)	0	0%
<b>Total Respondents</b>		<b>3</b>

**18.** Please select the major field studied for your degree:



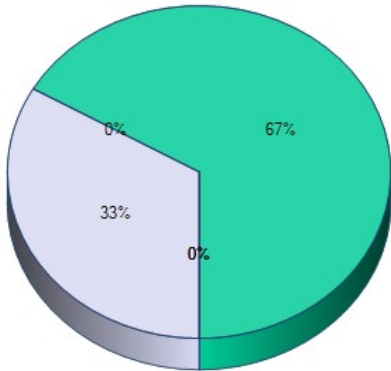
	Response Total	Response Percent
Arts Education (MEd only)	0	0%
Biology	0	0%
Business Administration	0	0%
Chemistry	0	0%
Clinical Mental Health Counseling	0	0%
Communication (MS only)	0	0%
Communications Media	0	0%
Computer Information Systems	0	0%
Computer Science	0	0%
Criminal Justice	0	0%
Curriculum and Teaching (MEd only)	0	0%
Early Childhood Education	0	0%
Educational Leadership and Management (MEd only)	0	0%
Economics	0	0%
Elementary Education	0	0%
English Studies	0	0%
Environmental and Earth Science	0	0%
Exercise and Sports Science	0	0%
Game Design	0	0%
Geographic Science and Technology	0	0%
History	0	0%
Human Services	3	100%
Industrial Technology	0	0%
Interdisciplinary Studies	0	0%
LECOM Early Acceptance	0	0%
Mathematics	0	0%
Middle School Education	0	0%
Nursing - General	0	0%
Nursing - LPN to Baccalaureate	0	0%
Nursing - RN to Baccalaureate	0	0%
Occupational/Vocational Education	0	0%
Political Science	0	0%
Psychological Science	0	0%
Science Education (MEd only)	0	0%
Sociology	0	0%
Special Education	0	0%
Technology Education (Grades 5-12)	0	0%
School Counseling	0	0%
<b>Total Respondents</b>	<b>3</b>	

19. To which gender identity do you most identify?



	Response Total	Response Percent
Male	0	0%
Female	3	100%
Transgender Male	0	0%
Transgender Female	0	0%
Do not identify as female, male or transgender	0	0%
<b>Total Respondents</b>	<b>3</b>	

20. To which racial heritage do you predominantly identify?



	Response Total	Response Percent
White/Caucasian	1	33%
Asian	0	0%
Hispanic/Latino	2	67%
Black/African American	0	0%
American Indian	0	0%
Other	0	0%
<b>Total Respondents</b>	<b>3</b>	

21. How many dependents do you have (not including yourself)?

	Response Total	Response Percent
1	0	0%
2	0	0%
3	0	0%
4	0	0%
5	0	0%
5+	0	0%
<b>Total Respondents</b>	<b>0</b>	
<b>(skipped this question)</b>	<b>3</b>	