

[Export Data CSV](#)

Fifth Year Alumni Feedback 15'

Survey Title: Fifth Year Alumni Feedback 15'

Survey Properties:

Total Respondents: 172

Responses By Question Analysis:

1. We would like to know about your short-term plans. Please mark each of the following as they relate to you currently:

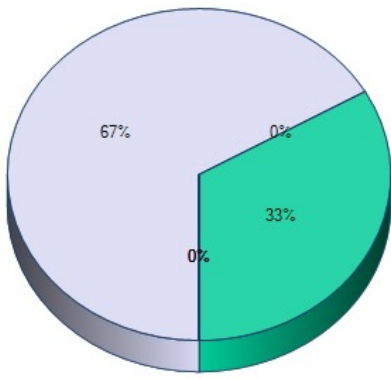
	Yes	No	Not Applicable	Response Total	Points	Avg
I am currently employed or have a job offer in a field closely related to my degree	100% (3)	0% (0)	0% (0)	3		
I am currently employed or have a job offer in a field that is not related to my degree	0% (0)	100% (3)	0% (0)	3		
I am searching for employment in a field closely related to my degree	33.33% (1)	33.33% (1)	33.33% (1)	3		
I am searching for employment in a field not closely related to my degree	0% (0)	66.67% (2)	33.33% (1)	3		
I have been accepted into a graduate program to continue my education at Fitchburg State University	0% (0)	66.67% (2)	33.33% (1)	3		
I have been accepted into a graduate or doctoral program to continue my education at another institution	66.67% (2)	33.33% (1)	0% (0)	3		
I am not planning to continue my education at this time	33.33% (1)	0% (0)	66.67% (2)	3		
I am a member of the Armed Forces	0% (0)	100% (3)	0% (0)	3		
Total Respondents				3		

2. How many times have you changed employers or been promoted since graduation five years ago?

1. 3 jobs due to moving and needing to increase income
2. Two. One due to moving and and the second I got a god offer at a different company
3. Changed employers 3 times no promotions.

Total Respondents 3

3. Are you satisfied with the course of your career thus far?



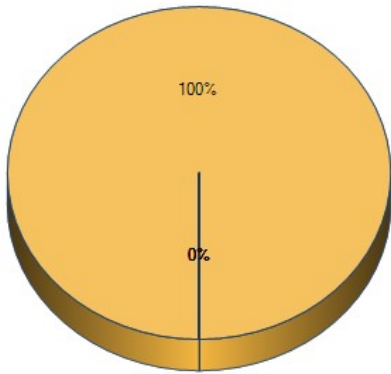
	Response Total	Response Percent
Very Satisfied	2	67%
Satisfied	0	0%
Neutral	1	33%
Dissatisfied	0	0%
Very Dissatisfied	0	0%
Not Working at This Time	0	0%
Total Respondents	3	

4. Where are you currently employed and what is your job title?

1. Turning Point Inc. - direct support staff
2. Puddingstone Place and RBT
3. YMCA in Lincoln Rhode Island, child care worker.

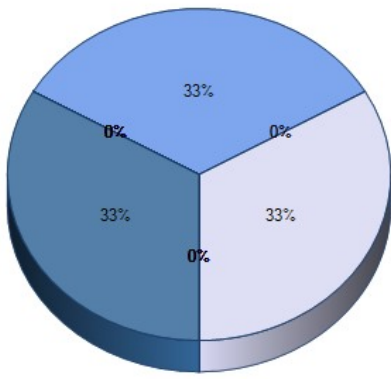
Total Respondents 3

5. In what sector are you employed?



	Response Total	Response Percent
Not employed	0	0%
Self-employed	0	0%
For-profit corporation/company	0	0%
Government or other public institution or agency	0	0%
Military	0	0%
Non-profit organization, institution or NGO	3	100%
Total Respondents	3	

6. Please select the industry that best describes your employer.



	Total	Response Percent
N/A - Not working	0	0%
Agriculture	0	0%
Biotech/Pharmaceutical	0	0%
Business Services	0	0%
Communications/Marketing/PR	0	0%
Computer Science/Technology	0	0%
Education: Higher Education	0	0%
Education: PreK - High School	1	33%
Engineering	0	0%
Environment	0	0%
Financial Services	0	0%
Fine/Performing Arts	0	0%
Food Service	0	0%
Healthcare	0	0%
Hospitality/Tourism/Travel	0	0%
Information Technology	0	0%
Law/Legal Services	0	0%
Manufacturing	0	0%
Media/Journalism/Publishing	0	0%
Medicine	0	0%
Military/Defense	0	0%
Politics/Public Policy/Advocacy	0	0%
Retail	0	0%
Social Services	1	33%
Sports/Fitness	0	0%
Technology	0	0%
Other, please specify	1	33%
Total Respondents	3	

Behavior services

7. We are always interested in our Alumni's continued interest in their personal and professional development. Which, if any, professional organizations have you joined since completing your program of study?

1. N/A
2. Endicott college for a masters in education: applied behavior analysis
3. None

Total Respondents 3

8. We believe that Fitchburg State Alumni are always expanding their body of knowledge and would like to know what types of professional development activities you have engaged in since completion of your program of study? (i.e. attended conferences or workshops, given presentation at conference or workshops, conducting scholarly research, licensures or certifications completed, etc.)

1. Massachusetts Early Intervention Consortium; I am now a Certified Early Intervention Specialist
2. None

Total Respondents 2

(skipped this question) 1

9. We like to know where our graduates are in the world. Please provide us with the city and state or country in which you currently reside.

1. Newburyport, MA
2. Milton mass
3. Uxbridge Massachusetts

10. Rate the quality of the following with respect to the degree you received five years ago:

	Excellent	Good	Fair	Poor	Response Total	Points	Avg
Quality of faculty instruction	66.67% (2)	33.33% (1)	0% (0)	0% (0)	3		
Level of individual attention	66.67% (2)	0% (0)	33.33% (1)	0% (0)	3		
Quality of academic advisement	100% (3)	0% (0)	0% (0)	0% (0)	3		
Curriculum linked to job related skills and knowledge	33.33% (1)	33.33% (1)	33.33% (1)	0% (0)	3		
Preparation to meet the demands of my job	33.33% (1)	33.33% (1)	33.33% (1)	0% (0)	3		
Preparation to continue my education	33.33% (1)	33.33% (1)	0% (0)	33.33% (1)	3		
Total Respondents					3		

11. Please select your level of agreement with the following statements:

	Very High	High	Average	Low	Very Low	Response Total	Points	Avg
Overall satisfaction with my experience with Fitchburg State University	33.33% (1)	33.33% (1)	33.33% (1)	0% (0)	0% (0)	3		
Total Respondents						3		

12. Looking back at your academic career at Fitchburg State University, please select your level of agreement with the following:

	Strongly Agree	Agree	Neutral	Disagree	Strongly Disagree	Response Total	Points	Avg
The social and interpersonal skills you developed have impacted your life	0% (0)	66.67% (2)	33.33% (1)	0% (0)	0% (0)	3		
You have benefitted from the personal connections you made	33.33% (1)	0% (0)	33.33% (1)	33.33% (1)	0% (0)	3		
You have benefitted from the social networks of which you were/are a part	66.67% (2)	0% (0)	33.33% (1)	0% (0)	0% (0)	3		
The benefits of attending were worth the financial cost	0% (0)	33.33% (1)	33.33% (1)	33.33% (1)	0% (0)	3		
Total Respondents						3		

13. How well did Fitchburg State University prepare you in terms of the following skill sets:

	Very Well	Well	Neutral	Poorly	Very Poorly	Response Total	Points	Avg
Ability to think analytically and logically	0% (0)	100% (3)	0% (0)	0% (0)	0% (0)	3		
Ability to acquire new skills and knowledge on your own	0% (0)	100% (3)	0% (0)	0% (0)	0% (0)	3		
Ability to use the knowledge, ideas, or perspectives gained from your major field	0% (0)	100% (3)	0% (0)	0% (0)	0% (0)	3		
Ability to orally communicate well	33.33% (1)	0% (0)	66.67% (2)	0% (0)	0% (0)	3		
Ability to judge information/ideas/actions/conclusions based on sources/methods/reasoning	0% (0)	66.67% (2)	0% (0)	33.33% (1)	0% (0)	3		
Ability to write effectively	0% (0)	66.67% (2)	33.33% (1)	0% (0)	0% (0)	3		
Ability to use information technology in intellectual and/or professional pursuits	33.33% (1)	33.33% (1)	33.33% (1)	0% (0)	0% (0)	3		
Ability to understand and appreciate cultural and ethnic differences between people	33.33% (1)	66.67% (2)	0% (0)	0% (0)	0% (0)	3		
Ability to understand international perspectives on economic, political, social, and cultural issues	33.33% (1)	33.33% (1)	0% (0)	33.33% (1)	0% (0)	3		
Ability to gain an understanding of or appreciation for the arts	33.33% (1)	33.33% (1)	33.33% (1)	0% (0)	0% (0)	3		

Ability to understand and apply quantitative principles and methods	0% (0)	33.33% (1)	33.33% (1)	33.33% (1)	0% (0)	3
Ability to understand scientific method	0% (0)	33.33% (1)	33.33% (1)	33.33% (1)	0% (0)	3
Total Respondents						3

14. How well did Fitchburg State University prepare you for the following personal and professional situational skill sets:

	Very Well	Well	Neutral	Poorly	Very Poorly	Response Total	Points	Avg
Your ability to work as a member of a team or group	66.67% (2)	0% (0)	33.33% (1)	0% (0)	0% (0)	3		
Your ability to get along with people of diverse backgrounds and perspectives	66.67% (2)	0% (0)	33.33% (1)	0% (0)	0% (0)	3		
Your ability to lead others effectively	33.33% (1)	0% (0)	33.33% (1)	33.33% (1)	0% (0)	3		
Your ability to evaluate and choose between alternative courses of action	33.33% (1)	0% (0)	66.67% (2)	0% (0)	0% (0)	3		
Your awareness of contemporary issues and their cause and consequences	33.33% (1)	33.33% (1)	33.33% (1)	0% (0)	0% (0)	3		
Total Respondents						3		

15. What did we not ask you about but you feel we should know?

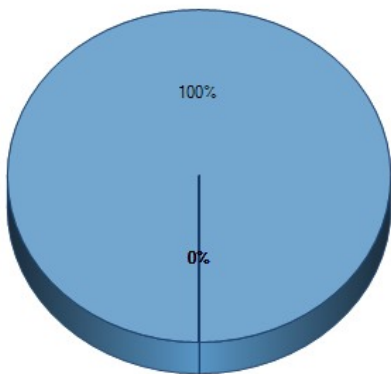
[No Answer Entered]

No responses were entered for this question.

Total Respondents 0

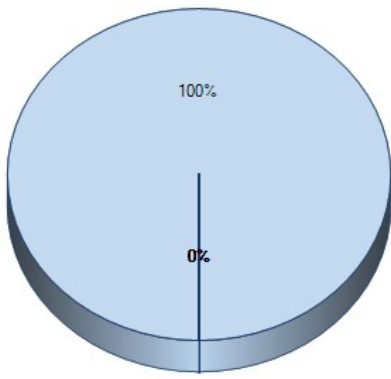
(skipped this question) 3

16. Please select the Degree you completed at Fitchburg State University from the list below.



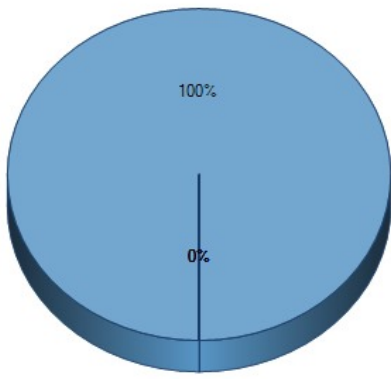
	Response Total	Response Percent
<input type="checkbox"/> Bachelor of Arts (BA)	0	0%
<input checked="" type="checkbox"/> Bachelor of Science (BS)	3	100%
<input type="checkbox"/> Certificate of Graduate Study (CAGS)	0	0%
<input type="checkbox"/> Master of Arts (MA)	0	0%
<input type="checkbox"/> Master of Arts in Teaching (MAT)	0	0%
<input type="checkbox"/> Master of Business Administration (MBA)	0	0%
<input type="checkbox"/> Master of Education (MEd)	0	0%
<input type="checkbox"/> Master of Science (MS)	0	0%
Total Respondents		3

17. Please select the major field studied for your degree:



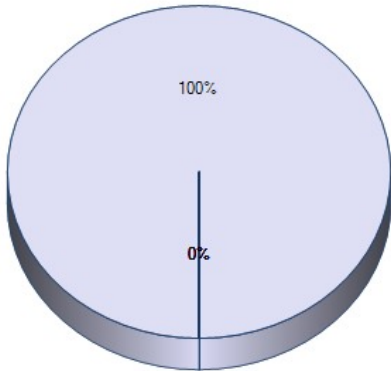
	Response Total	Response Percent
Arts Education (MEd only)	0	0%
Biology	0	0%
Business Administration	0	0%
Chemistry	0	0%
Clinical Mental Health Counseling	0	0%
Communication (MS only)	0	0%
Communications Media	0	0%
Computer Information Systems	0	0%
Computer Science	0	0%
Criminal Justice	0	0%
Curriculum and Teaching (MEd only)	0	0%
Early Childhood Education	0	0%
Educational Leadership and Management (MEd only)	0	0%
Economics	0	0%
Elementary Education	0	0%
English Studies	0	0%
Environmental and Earth Science	0	0%
Exercise and Sports Science	0	0%
Game Design	0	0%
Geographic Science and Technology	0	0%
History	0	0%
Human Services	3	100%
Industrial Technology	0	0%
Interdisciplinary Studies	0	0%
LECOM Early Acceptance	0	0%
Mathematics	0	0%
Middle School Education	0	0%
Nursing - General	0	0%
Nursing - LPN to Baccalaureate	0	0%
Nursing - RN to Baccalaureate	0	0%
Occupational/Vocational Education	0	0%
Political Science	0	0%
Psychological Science	0	0%
Science Education (MEd only)	0	0%
Sociology	0	0%
Special Education	0	0%
Technology Education (Grades 5-12)	0	0%
School Counseling	0	0%
Total Respondents	3	

18. To which gender identity do you most identify?



	Response Total	Response Percent
Male	0	0%
Female	3	100%
Transgender Male	0	0%
Transgender Female	0	0%
Do not identify as female, male or transgender	0	0%
Total Respondents	3	

19. To which racial heritage do you predominantly identify?



	Response Total	Response Percent
White/Caucasian	3	100%
Asian	0	0%
Hispanic/Latino	0	0%
Black/African American	0	0%
American Indian	0	0%
Other	0	0%
Total Respondents	3	

20. How many dependents do you have (not including yourself)?

	Response Total	Response Percent
1	0	0%
2	0	0%
3	0	0%
4	0	0%
5	0	0%
5+	0	0%
Total Respondents	0	
(skipped this question)	3	