

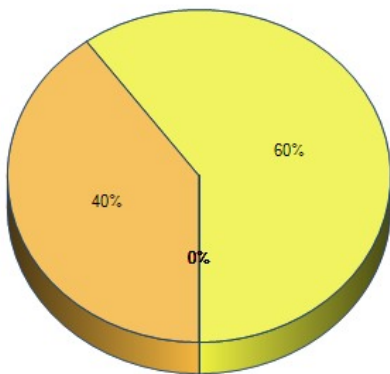
[Export Data CSV](#)

Graduating Student Feedback 2019 & 2020

Survey Title: Graduating Student Feedback

Responses By Question Analysis:

1. Please select the semester will you complete your program requirements from the list below:



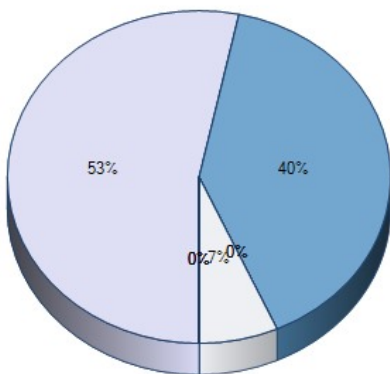
- Spring 2018
- Summer 2018
- Fall 2018
- Spring 2019
- Summer 2019
- Fall 2019
- Spring 2020
- Summer 2020
- Fall 2020
- Spring 2021
- Summer 2021

Response Total	Response Percent
----------------	------------------

0	0%
0	0%
0	0%
0	0%
0	0%
6	40%
9	60%
0	0%
0	0%
0	0%
0	0%

Total Respondents 15

2. Please select the Degree you are currently completing at Fitchburg State University from the list below:



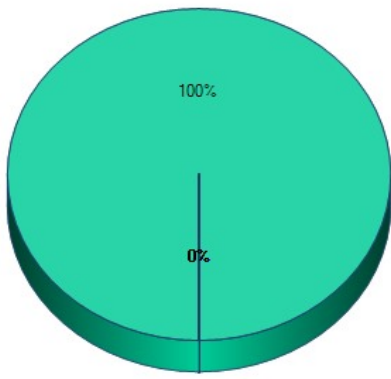
- Bachelor of Arts (BA)
- Bachelor of Science (BS)
- Certificate of Advanced Graduate Study (CAGS)
- Master of Arts (MA)
- Master of Arts in Teaching (MAT)
- Master of Business Administration (MBA)
- Master of Education (MEd)
- Master of Science (MS)

Response Total	Response Percent
----------------	------------------

8	53%
6	40%
0	0%
0	0%
1	7%
0	0%
0	0%
0	0%

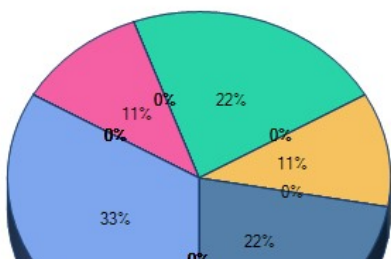
Total Respondents 15

3. Please select the major field your studied for your degree:

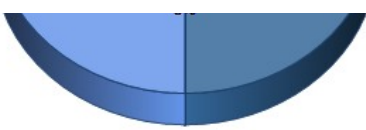


	Response Total	Response Percent
Arts Education (MEd only)	0	0%
Biology	0	0%
Business Administration	0	0%
Chemistry	0	0%
Clinical Mental Health Counseling	0	0%
Communication (MS only)	0	0%
Communications Media	0	0%
Computer Information Systems	0	0%
Computer Science	0	0%
Criminal Justice	0	0%
Curriculum and Teaching	0	0%
Early Childhood Education	0	0%
Educational Leadership	0	0%
Economics	0	0%
Elementary Education	0	0%
English Studies	15	100%
Environmental and Earth Science	0	0%
Exercise and Sports Science	0	0%
Game Design	0	0%
Geographic Science and Technology	0	0%
History	0	0%
Human Services	0	0%
Industrial Technology	0	0%
Interdisciplinary Studies	0	0%
LECOM Early Acceptance	0	0%
Mathematics	0	0%
Middle School Education	0	0%
Nursing - General	0	0%
Nursing - LPN to Baccalaureate	0	0%
Nursing - RN to Baccalaureate	0	0%
Occupational/Vocational Education	0	0%
Political Science	0	0%
Psychological Science	0	0%
Sociology	0	0%
Special Education	0	0%
Technology Education (Grades 5-12)	0	0%
Total Respondents	15	

4 . Please select your minor from the list below:

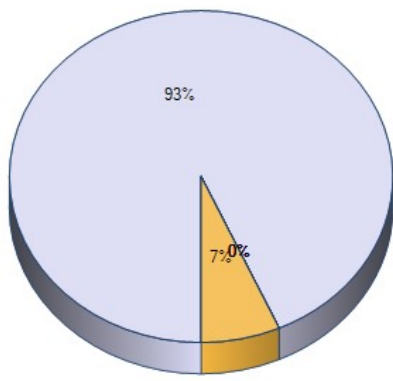


	Response Total	Response Percent
African-American Studies	0	0%
American Studies	0	0%
Art	0	0%
Art History	0	0%
Asian Studies	0	0%



Biology	0	0%
Business Administration	0	0%
Chemistry	0	0%
Communication Studies	0	0%
Computer Science	0	0%
Construction Technology	0	0%
Criminal Justice	0	0%
Deaf Studies	0	0%
Disability Studies	0	0%
Early Childhood Education	0	0%
Economics	0	0%
English Studies - Literature	0	0%
English Studies -- Professional Writing	0	0%
Environmental and Earth Science	0	0%
Film Studies	0	0%
French	0	0%
Game Design	0	0%
Geographic Design	0	0%
History	3	33%
History Secondary Education	0	0%
Industrial Training	0	0%
International Studies	0	0%
Latin	0	0%
Manufacturing Technology	0	0%
Mathematics	0	0%
Mathematics for Education	0	0%
Middle School Education	0	0%
Music	0	0%
Neuroscience, Behavior, and Cognition	0	0%
Peace Studies	0	0%
Philosophy	0	0%
Political Science	0	0%
Psychological Science	1	11%
Romance Languages	0	0%
Social Science	0	0%
Sociology	0	0%
Spanish	2	22%
Special Education	0	0%
Studio Art	0	0%
Theater	1	11%
Women, Gender and Sexuality Studies	0	0%
None	2	22%
Total Respondents	9	
(skipped this question)	6	

5. Please select the student group you most identify with from the list below:



	Response Total	Response Percent
Day Student	14	93%
Evening On Campus Student	0	0%
Evening On-line Student	0	0%
Evening Extended Campus Student	0	0%
Online Student	0	0%
Graduate Student	1	7%
Total Respondents	15	

6. Please rate the following academic experiences at Fitchburg State University:

	Excellent	Very Good	Good	Fair	Poor	Not Applicable	Response Total	Points	Avg
Availability of classes (e.g. time offered, seats open)	9.09% (1)	36.36% (4)	18.18% (2)	27.27% (3)	9.09% (1)	0% (0)	11		
Frequency of course offerings	0% (0)	27.27% (3)	27.27% (3)	36.36% (4)	9.09% (1)	0% (0)	11		
Size of classes	18.18% (2)	63.64% (7)	0% (0)	18.18% (2)	0% (0)	0% (0)	11		
Quality of instruction	18.18% (2)	45.45% (5)	18.18% (2)	18.18% (2)	0% (0)	0% (0)	11		
Quality of texts and other instructional materials	9.09% (1)	36.36% (4)	27.27% (3)	27.27% (3)	0% (0)	0% (0)	11		
Availability of faculty outside of the classroom	18.18% (2)	27.27% (3)	36.36% (4)	18.18% (2)	0% (0)	0% (0)	11		
Timeliness and relevance of course content	10% (1)	20% (2)	50% (5)	20% (2)	0% (0)	0% (0)	10		
Quality of high impact (outside the classroom) experiences (e.g. internships, practicum, etc.)	8.33% (1)	16.67% (2)	8.33% (1)	25% (3)	25% (3)	16.67% (2)	12		
Overall level of challenge in the coursework	18.18% (2)	27.27% (3)	45.45% (5)	9.09% (1)	0% (0)	0% (0)	11		
Match between career goals and course-of-study requirements	9.09% (1)	18.18% (2)	27.27% (3)	45.45% (5)	0% (0)	0% (0)	11		
Overall level of faculty advisement	30% (3)	20% (2)	20% (2)	10% (1)	20% (2)	0% (0)	10		
	Total Respondents						11		
	(skipped this question)						4		

7. Please rate the quality of the facilities and activities offered at Fitchburg State University:

	Excellent	Very Good	Good	Fair	Poor	No Interaction	Response Total	Points	Avg
Classrooms	0% (0)	27.27% (3)	45.45% (5)	27.27% (3)	0% (0)	0% (0)	11		
Labs	8.33% (1)	33.33% (4)	33.33% (4)	0% (0)	0% (0)	25% (3)	12		
Other General facilities (e.g. studios, gym)	18.18% (2)	9.09% (1)	36.36% (4)	9.09% (1)	0% (0)	27.27% (3)	11		
Computer Labs	9.09% (1)	0% (0)	45.45% (5)	0% (0)	9.09% (1)	36.36% (4)	11		
Library	45.45% (5)	36.36% (4)	9.09% (1)	9.09% (1)	0% (0)	0% (0)	11		
Technology in the classroom	0% (0)	18.18% (2)	36.36% (4)	45.45% (5)	0% (0)	0% (0)	11		
Online technologies utilized in your classes	0% (0)	9.09% (1)	36.36% (4)	27.27% (3)	18.18% (2)	9.09% (1)	11		
Musical or theatrical performances on-campus	18.18% (2)	18.18% (2)	36.36% (4)	0% (0)	0% (0)	27.27% (3)	11		
Intramural athletic offerings	0% (0)	18.18% (2)	27.27% (3)	9.09% (1)	0% (0)	45.45% (5)	11		

Intercollegiate athletic events	0% (0)	18.18% (2)	45.45% (5)	0% (0)	0% (0)	36.36% (4)	11
Greek Life	0% (0)	9.09% (1)	18.18% (2)	0% (0)	0% (0)	72.73% (8)	11
Student Organizations	0% (0)	36.36% (4)	36.36% (4)	0% (0)	0% (0)	27.27% (3)	11
Total Respondents							11
(skipped this question)							4

8. How well did Fitchburg State University prepare you in terms of the following skill sets:

	Very Well	Well	Neutral	Poorly	Very Poorly	Response Total	Points	Avg
Ability to think analytically and logically	36.36% (4)	45.45% (5)	18.18% (2)	0% (0)	0% (0)	11		
Ability to acquire new skills and knowledge on your own	27.27% (3)	54.55% (6)	18.18% (2)	0% (0)	0% (0)	11		
Ability to use the knowledge, ideas, or perspectives gained from your major field	18.18% (2)	54.55% (6)	27.27% (3)	0% (0)	0% (0)	11		
Ability to orally communicate well	36.36% (4)	45.45% (5)	9.09% (1)	0% (0)	9.09% (1)	11		
Ability to judge information/ideas/actions/conclusions based on sources/methods/reasoning	36.36% (4)	63.64% (7)	0% (0)	0% (0)	0% (0)	11		
Ability to write effectively	36.36% (4)	54.55% (6)	9.09% (1)	0% (0)	0% (0)	11		
Ability to use information technology in intellectual and/or professional pursuits	27.27% (3)	45.45% (5)	27.27% (3)	0% (0)	0% (0)	11		
Ability to understand and appreciate cultural and ethnic differences between people	36.36% (4)	54.55% (6)	9.09% (1)	0% (0)	0% (0)	11		
Ability to understand international perspectives on economic, political, social, and cultural issues	20% (2)	50% (5)	20% (2)	10% (1)	0% (0)	10		
Ability to gain an understanding of or appreciation for the arts	36.36% (4)	45.45% (5)	18.18% (2)	0% (0)	0% (0)	11		
Ability to understand and apply quantitative principles and methods	27.27% (3)	36.36% (4)	36.36% (4)	0% (0)	0% (0)	11		
Ability to understand scientific method	18.18% (2)	45.45% (5)	36.36% (4)	0% (0)	0% (0)	11		
Total Respondents						11		
(skipped this question)						4		

9. How well did Fitchburg State University prepare you for the following personal and professional situational skill sets:

	Very Well	Well	Neutral	Poorly	Very Poorly	Response Total	Points	Avg
Your ability to work as a member of a team or group	36.36% (4)	54.55% (6)	9.09% (1)	0% (0)	0% (0)	11		
Your ability to get along with people of diverse backgrounds and perspectives	45.45% (5)	45.45% (5)	9.09% (1)	0% (0)	0% (0)	11		
Your ability to lead others effectively	45.45% (5)	45.45% (5)	9.09% (1)	0% (0)	0% (0)	11		
Your ability to evaluate and choose between alternative courses of action	54.55% (6)	36.36% (4)	9.09% (1)	0% (0)	0% (0)	11		
Your awareness of contemporary issues and their causes and consequences	45.45% (5)	36.36% (4)	18.18% (2)	0% (0)	0% (0)	11		
Total Respondents						11		
(skipped this question)						4		

10. We are always looking for feedback to help us with quality and improvements. Is there something you would like to share with us regarding facilities or your program that wasn't captured above?

1. Stop having professors and department chairs being advisors, they literally are the opposite of helpful when they have too much on their plate to advise you correctly!!!communication between departments is horrendous as well, most times Financial Aid, Registrar and Education departments are completely lost when it comes to my personal paperwork

1. Advisor: I was given my department head as my advisor, and she was not helpful at all, often I was too anxious before and after meeting with her regarding my graduation status. Thankfully, my two professors, senior year were able to be my "fill-in" advisors and helped me be confident in my finals/graduation. I wish I had switched to one of them for the entirety of my time at Fitchburg State, but hindsight is 20/20.

2. I was very upset with how a lot of my problems over the years at Fitchburg State have been handled by

the upper administration on many occasions, I had several issues with miscommunication between departments that eventually caused me to stay later at school.

2. 3. I had a pretty bad experience with my sorority on campus where I tried to reach out to the school, upper administration and even the National Board of Trustees for the sororities organization regarding bullying, hazing, and the fact that they misled me into signing disaffiliation papers. I spoke with several people, cried for many hours over the phone trying to explain my situation with this group that I had to get a no-contact order against last year, but they never helped me. I don't regret joining Greek life on campus, but I do regret how much it affected me and my life in an extremely negative way. I have some friends who still are active sisters who reach out to me and tell me how miserable they are, so I would recommend that the school look into these accusations seriously as I was stronger than some and could handle being completely isolated/harassed by my chapter.

Total Respondents 2

(skipped this question) 13

11. What is your level of agreement with the following statements:

	Strongly Agree	Agree	Neutral	Disagree	Strongly Disagree	No Basis for Judgement	Response Total	Points	Avg
Faculty demonstrated commitment to my learning, personal well being and success	37.5% (3)	50% (4)	12.5% (1)	0% (0)	0% (0)	0% (0)	8		
Administrators (e.g. vice presidents, deans and directors) demonstrated commitment to my learning, personal well being and success	25% (2)	25% (2)	12.5% (1)	12.5% (1)	25% (2)	0% (0)	8		
Other University staff demonstrated commitment to my learning, personal well being and success	12.5% (1)	50% (4)	25% (2)	12.5% (1)	0% (0)	0% (0)	8		
Library resources (e.g. books, database subscriptions, inter-library loan) were adequate for my research and learning needs	62.5% (5)	25% (2)	12.5% (1)	0% (0)	0% (0)	0% (0)	8		
Library hours and web resource availability were adequate for my research and learning needs	62.5% (5)	37.5% (3)	0% (0)	0% (0)	0% (0)	0% (0)	8		
Library staff were knowledgeable and demonstrated commitment to my learning and academic success.	50% (4)	50% (4)	0% (0)	0% (0)	0% (0)	0% (0)	8		
I learned about research strategies and sources of information from the library staff.	50% (4)	25% (2)	12.5% (1)	0% (0)	0% (0)	12.5% (1)	8		
							Total Respondents 8		
							(skipped this question) 7		

12. Please rate your overall experience with the following offices, programs and services at Fitchburg State University:

	Very Positive	Mostly Positive	Neutral	Mostly Negative	Very Negative	No Interaction	Was Unaware	Response Total	Points	Avg
Academic Department Office/Staff	25% (2)	50% (4)	12.5% (1)	0% (0)	12.5% (1)	0% (0)	0% (0)	8		
Admissions Office	25% (2)	37.5% (3)	37.5% (3)	0% (0)	0% (0)	0% (0)	0% (0)	8		
Advising Center	25% (2)	25% (2)	37.5% (3)	0% (0)	0% (0)	12.5% (1)	0% (0)	8		
Bookstore	12.5% (1)	25% (2)	37.5% (3)	12.5% (1)	0% (0)	12.5% (1)	0% (0)	8		
Capital Planning and Maintenance (e.g. buildings & grounds)	25% (2)	12.5% (1)	25% (2)	25% (2)	0% (0)	12.5% (1)	0% (0)	8		
Career Counseling Office	37.5% (3)	0% (0)	12.5% (1)	0% (0)	0% (0)	50% (4)	0% (0)	8		

Center for Diversity and Inclusiveness	12.5% (1)	0% (0)	25% (2)	0% (0)	0% (0)	62.5% (5)	0% (0)	8
Chartwell's Dining Services	12.5% (1)	25% (2)	25% (2)	12.5% (1)	0% (0)	25% (2)	0% (0)	8
Commuter Affairs	37.5% (3)	0% (0)	25% (2)	0% (0)	0% (0)	37.5% (3)	0% (0)	8
Counseling Services	25% (2)	25% (2)	12.5% (1)	0% (0)	0% (0)	37.5% (3)	0% (0)	8
Disability Services	0% (0)	0% (0)	12.5% (1)	0% (0)	12.5% (1)	75% (6)	0% (0)	8
Financial Aid	25% (2)	37.5% (3)	0% (0)	12.5% (1)	0% (0)	25% (2)	0% (0)	8
Graduate and Continuing Education (GCE)	0% (0)	0% (0)	25% (2)	0% (0)	0% (0)	75% (6)	0% (0)	8
Health Services	25% (2)	37.5% (3)	12.5% (1)	0% (0)	0% (0)	25% (2)	0% (0)	8
Housing and Residential Services	12.5% (1)	25% (2)	25% (2)	0% (0)	0% (0)	37.5% (3)	0% (0)	8
Information Desk (Hammond Hall)	37.5% (3)	50% (4)	0% (0)	0% (0)	0% (0)	12.5% (1)	0% (0)	8
International Education (e.g. study abroad)	11.11% (1)	11.11% (1)	11.11% (1)	0% (0)	11.11% (1)	44.44% (4)	11.11% (1)	9
On-campus Job Recruitment	0% (0)	25% (2)	12.5% (1)	0% (0)	0% (0)	62.5% (5)	0% (0)	8
One Card	12.5% (1)	50% (4)	25% (2)	0% (0)	0% (0)	12.5% (1)	0% (0)	8
Online Services (e.g. financial aid, registration, add/drop)	12.5% (1)	62.5% (5)	0% (0)	12.5% (1)	0% (0)	12.5% (1)	0% (0)	8
Parking	0% (0)	12.5% (1)	12.5% (1)	0% (0)	62.5% (5)	12.5% (1)	0% (0)	8
Recreation Services	25% (2)	50% (4)	0% (0)	0% (0)	0% (0)	25% (2)	0% (0)	8
Registrar's Office	37.5% (3)	37.5% (3)	0% (0)	12.5% (1)	0% (0)	12.5% (1)	0% (0)	8
Shuttle Service	12.5% (1)	37.5% (3)	12.5% (1)	0% (0)	12.5% (1)	25% (2)	0% (0)	8
Student Accounts	25% (2)	50% (4)	0% (0)	12.5% (1)	0% (0)	12.5% (1)	0% (0)	8
Student Development Office	12.5% (1)	12.5% (1)	37.5% (3)	0% (0)	0% (0)	37.5% (3)	0% (0)	8
Technology Help Desk	12.5% (1)	37.5% (3)	12.5% (1)	0% (0)	0% (0)	37.5% (3)	0% (0)	8
Tutor Center	37.5% (3)	0% (0)	25% (2)	0% (0)	0% (0)	37.5% (3)	0% (0)	8
University Catalog	12.5% (1)	0% (0)	37.5% (3)	0% (0)	0% (0)	50% (4)	0% (0)	8
University Email	37.5% (3)	12.5% (1)	25% (2)	0% (0)	0% (0)	25% (2)	0% (0)	8
University Police	25% (2)	12.5% (1)	37.5% (3)	0% (0)	0% (0)	25% (2)	0% (0)	8
University Website	25% (2)	25% (2)	25% (2)	0% (0)	0% (0)	25% (2)	0% (0)	8
Veteran Services	0% (0)	0% (0)	12.5% (1)	0% (0)	0% (0)	87.5% (7)	0% (0)	8
Volunteer Center	0% (0)	12.5% (1)	0% (0)	0% (0)	0% (0)	87.5% (7)	0% (0)	8

Total Respondents 8
(skipped this question) 7

13. Is there something that you would like to share with us regarding our faculty, staff, or administrators that wasn't captured in the questions above?

- I rarely felt as though administration actually cared about myself and other students as people. We felt more like paychecks to them. The professors are the ones who show real concern for our progress and general well being as other human beings.
- As an English Major, I had a very positive experience here. My professors were so great and always pushed me, yet supported me along the way too.
- My personal situation with bad advisors hopefully was an isolated incident, but I never got the chance to say anything or report on how it affected me as a student at Fitchburg State University. I started avoiding the entire building my advisor's office was in, made any excuse not to schedule an appointment with her because I knew I would cry in front of her. I felt like there were so many miscommunications regarding my study abroad trip (that made me distrust the school system and faculty even further), my internship experience and my credits to graduate that I stayed for another full year.

Total Respondents 3

(skipped this question) 12

14. Is there something you would like to share with us regarding our offices, programs and services at Fitchburg State University that wasn't captured in the questions above?

- The counseling services are absolutely amazing and they were always so incredibly kind and understanding.
- No.

Total Respondents 2

(skipped
this
question)

13

15. Please select your level of agreement with the following statements:

	Very High	High	Average	Low	Very Low	Response Total	Points	Avg
Overall satisfaction with my experience with Fitchburg State University	25% (2)	37.5% (3)	37.5% (3)	0% (0)	0% (0)	8		
Likelihood that I will recommend the University to others	37.5% (3)	25% (2)	25% (2)	12.5% (1)	0% (0)	8		
Likelihood that I will stay connected to the campus after completion of my degree	25% (2)	37.5% (3)	12.5% (1)	0% (0)	25% (2)	8		
						Total Respondents	8	
						(skipped this question)	7	

16. As we have stated previously, we are always looking for feedback that will help us improve. Is there something more you would like to share with us about your overall experience at Fitchburg State University?

- Information is very difficult to grasp on this campus. Posters are still up for events that happened last year. Or there are events I had never heard of in emails or flyers that are up even though the event happened like last week.
- I don't have any friends on campus anymore, but would think about visiting my favorite professors Dr. Wafa Unus and Dr. Elise Takehana (without them I would not have graduated or learned some important lessons).

Total Respondents 2

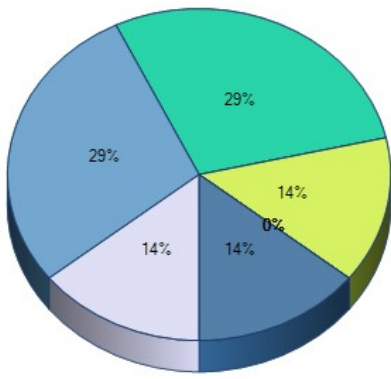
(skipped
this
question)

13

17. As you prepare to leave Fitchburg State University, we would like to know about your short-term plans. Please mark each of the following as they relate to you currently.

	Yes	No	Not Applicable	Response Total	Points	Avg
I am currently employed or have a job offer in a field closely related to my current program of study	12.5% (1)	75% (6)	12.5% (1)	8		
I am currently employed or have a job offer in a field that is not related to my current program of study	50% (4)	25% (2)	25% (2)	8		
I am searching for employment in a field closely related to my current program of study	87.5% (7)	0% (0)	12.5% (1)	8		
I am searching for employment in a field not closely related to my current program of study	12.5% (1)	75% (6)	12.5% (1)	8		
I have been accepted into a graduate program to continue my education at Fitchburg State University	0% (0)	62.5% (5)	37.5% (3)	8		
I have been accepted into a graduate or doctoral program to continue my education at another institution	12.5% (1)	50% (4)	37.5% (3)	8		
I am not planning to continue my education at this time	50% (4)	25% (2)	25% (2)	8		
I am pursuing the military	0% (0)	75% (6)	25% (2)	8		
				Total Respondents	8	
				(skipped this question)	7	

18. What is your current or expected (if you are just starting a new position) annual salary?



	Response Total	Response Percent
None - not working	1	14%
Less than \$20,000	2	29%
\$20,001 - \$30,000	2	29%
\$30,001 - \$40,000	1	14%
\$40,001 - \$50,000	0	0%
\$50,001 - \$60,000	0	0%
\$60,001 +	0	0%
Prefer not to disclose	1	14%

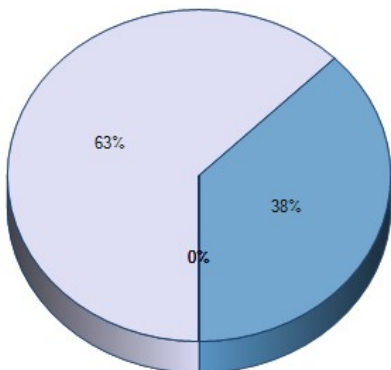
Total Respondents 7
 (skipped this question) 8

19. How would you rate the importance of the following while attending Fitchburg State University:

	Very Important	Important	Neutral	Unimportant	Very Unimportant	Response Total	Points	Avg
Small, New England campus	57.14% (4)	28.57% (2)	14.29% (1)	0% (0)	0% (0)	7		
Low student-to-faculty ratio	37.5% (3)	50% (4)	12.5% (1)	0% (0)	0% (0)	8		
Accessible to my work/home/family	37.5% (3)	37.5% (3)	25% (2)	0% (0)	0% (0)	8		
Close-knit, friendly culture	25% (2)	50% (4)	25% (2)	0% (0)	0% (0)	8		
Diversity of student body	12.5% (1)	75% (6)	12.5% (1)	0% (0)	0% (0)	8		
Academic program(s)	50% (4)	50% (4)	0% (0)	0% (0)	0% (0)	8		
Affordability	75% (6)	12.5% (1)	12.5% (1)	0% (0)	0% (0)	8		
Faculty	50% (4)	50% (4)	0% (0)	0% (0)	0% (0)	8		
Residential life	12.5% (1)	25% (2)	37.5% (3)	12.5% (1)	12.5% (1)	8		
Facilities	25% (2)	50% (4)	0% (0)	12.5% (1)	12.5% (1)	8		
Financial Aid	75% (6)	25% (2)	0% (0)	0% (0)	0% (0)	8		
Many activities in the region	12.5% (1)	25% (2)	12.5% (1)	37.5% (3)	12.5% (1)	8		
Services/support to first generation students	12.5% (1)	37.5% (3)	25% (2)	12.5% (1)	12.5% (1)	8		
Volunteer opportunities	12.5% (1)	37.5% (3)	25% (2)	12.5% (1)	12.5% (1)	8		
Athletics	0% (0)	50% (4)	25% (2)	12.5% (1)	12.5% (1)	8		
Military-friendly	0% (0)	37.5% (3)	37.5% (3)	12.5% (1)	12.5% (1)	8		
LGBTQ-friendly	50% (4)	50% (4)	0% (0)	0% (0)	0% (0)	8		
Honors Program	12.5% (1)	50% (4)	12.5% (1)	25% (2)	0% (0)	8		
Employment prospects	25% (2)	37.5% (3)	12.5% (1)	25% (2)	0% (0)	8		
Internships	12.5% (1)	50% (4)	12.5% (1)	25% (2)	0% (0)	8		
Study Abroad opportunities	12.5% (1)	25% (2)	37.5% (3)	25% (2)	0% (0)	8		
ROTC/National Guard	0% (0)	0% (0)	75% (6)	12.5% (1)	12.5% (1)	8		

Total Respondents 8
 (skipped this question) 7

20. How many times did you change your major at Fitchburg State University?



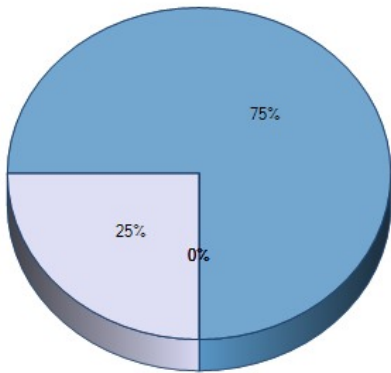
	Response Total	Response Percent
None	5	62%
Once	3	38%
2 Times	0	0%
3 times	0	0%
More than 3 times	0	0%

Total Respondents 8
 (skipped this question) 7

21. As you finish your degree journey at Fitchburg State University, we would like to know how much your time here has impacted your growth. Please select the answer that best fits our impact on your growth below.

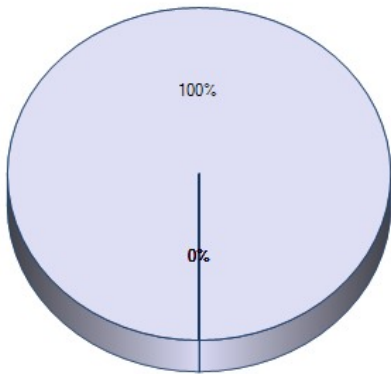
	Very Significant	Significant	No Change	Insignificant	Very Insignificant	Response Total	Points	Avg
Academic Growth (broadened your perception of the need to learn)	25% (2)	62.5% (5)	12.5% (1)	0% (0)	0% (0)	8		
Personal Growth	50% (4)	37.5% (3)	12.5% (1)	0% (0)	0% (0)	8		
Professional Growth (broaden your understanding of the need to continue to learn to achieve your career goals)	50% (4)	37.5% (3)	12.5% (1)	0% (0)	0% (0)	8		
						Total Respondents	8	
						(skipped this question)	7	

22. To which gender identity do you most identify?



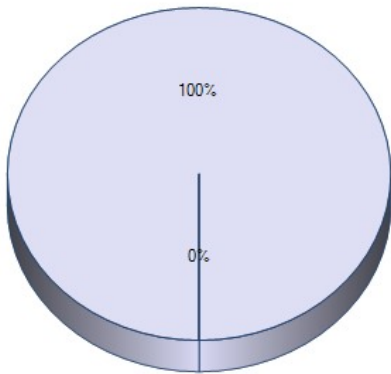
	Response Total	Response Percent
Male	2	25%
Female	6	75%
Transgender Male	0	0%
Transgender Female	0	0%
Do not identify as female, male or transgender	0	0%
Total Respondents	8	
(skipped this question)	7	

23. To which racial heritage do you predominantly identify?



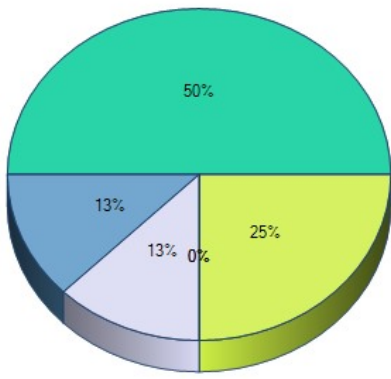
	Response Total	Response Percent
White/Caucasian	8	100%
Asian	0	0%
Hispanic/Latino	0	0%
Black/African American	0	0%
American Indian	0	0%
Other	0	0%
Total Respondents	8	
(skipped this question)	7	

24. During your time at the University, did you attend full-time or part-time?



	Response Total	Response Percent
Full-time	8	100%
Part-time	0	0%
Total Respondents	8	
(skipped this question)	7	

25. During your time at the University, approximately how many hours did you work per week?



- 0
- 1 - 10
- 11 - 20
- 21 - 30
- 31 - 40
- 40+

	Response Total	Response Percent
	1	12%
	1	12%
	4	50%
	2	25%
	0	0%
	0	0%
Total Respondents	8	
(skipped this question)	7	

26. How many dependents do you have (not including yourself)?

- 1
- 2
- 3
- 4
- 5
- 5+

	Response Total	Response Percent
	0	0%
	0	0%
	0	0%
	0	0%
	0	0%
	0	0%
Total Respondents	0	
(skipped this question)	15	