

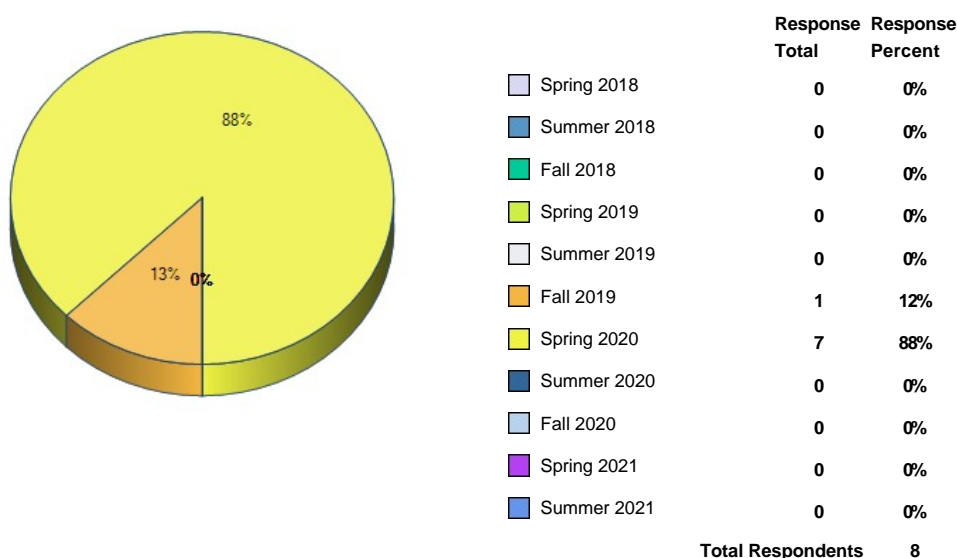
[Export Data CSV](#)

Graduating Student Feedback 2019 & 2020

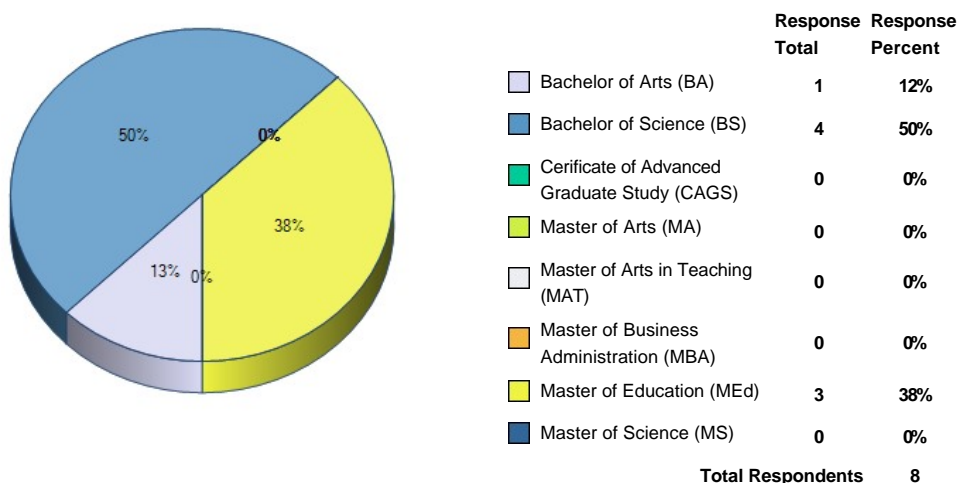
Survey Title: Graduating Student Feedback

Responses By Question Analysis:

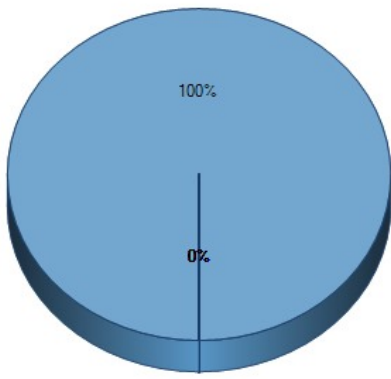
1. Please select the semester will you complete your program requirements from the list below:



2. Please select the Degree you are currently completing at Fitchburg State University from the list below:

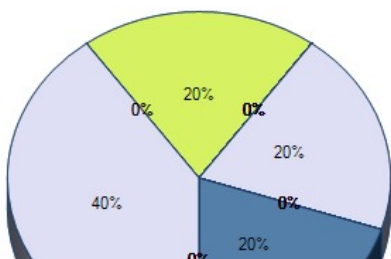


3. Please select the major field your studied for your degree:

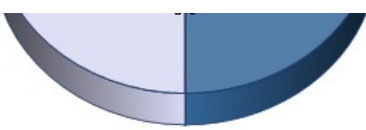


	Response Total	Response Percent
Arts Education (MEd only)	0	0%
Biology	0	0%
Business Administration	0	0%
Chemistry	0	0%
Clinical Mental Health Counseling	0	0%
Communication (MS only)	0	0%
Communications Media	0	0%
Computer Information Systems	0	0%
Computer Science	0	0%
Criminal Justice	0	0%
Curriculum and Teaching	0	0%
Early Childhood Education	0	0%
Educational Leadership	0	0%
Economics	0	0%
Elementary Education	8	100%
English Studies	0	0%
Environmental and Earth Science	0	0%
Exercise and Sports Science	0	0%
Game Design	0	0%
Geographic Science and Technology	0	0%
History	0	0%
Human Services	0	0%
Industrial Technology	0	0%
Interdisciplinary Studies	0	0%
LECOM Early Acceptance	0	0%
Mathematics	0	0%
Middle School Education	0	0%
Nursing - General	0	0%
Nursing - LPN to Baccalaureate	0	0%
Nursing - RN to Baccalaureate	0	0%
Occupational/Vocational Education	0	0%
Political Science	0	0%
Psychological Science	0	0%
Sociology	0	0%
Special Education	0	0%
Technology Education (Grades 5-12)	0	0%
Total Respondents	8	

4 . Please select your minor from the list below:

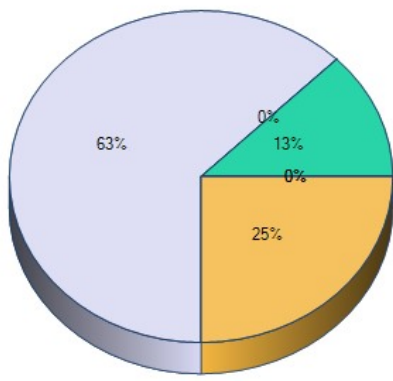


	Response Total	Response Percent
African-American Studies	0	0%
American Studies	0	0%
Art	0	0%
Art History	0	0%
Asian Studies	0	0%



Biology	0	0%
Business Administration	0	0%
Chemistry	0	0%
Communication Studies	0	0%
Computer Science	0	0%
Construction Technology	0	0%
Criminal Justice	0	0%
Deaf Studies	0	0%
Disability Studies	2	40%
Early Childhood Education	0	0%
Economics	0	0%
English Studies - Literature	1	20%
English Studies -- Professional Writing	0	0%
Environmental and Earth Science	0	0%
Film Studies	0	0%
French	0	0%
Game Design	0	0%
Geographic Design	0	0%
History	0	0%
History Secondary Education	0	0%
Industrial Training	0	0%
International Studies	0	0%
Latin	0	0%
Manufacturing Technology	0	0%
Mathematics	0	0%
Mathematics for Education	0	0%
Middle School Education	0	0%
Music	0	0%
Neuroscience, Behavior, and Cognition	0	0%
Peace Studies	0	0%
Philosophy	0	0%
Political Science	0	0%
Psychological Science	0	0%
Romance Languages	0	0%
Social Science	1	20%
Sociology	0	0%
Spanish	0	0%
Special Education	0	0%
Studio Art	0	0%
Theater	0	0%
Women, Gender and Sexuality Studies	0	0%
None	1	20%
Total Respondents	5	
(skipped this question)	3	

5. Please select the student group you most identify with from the list below:



	Response Total	Response Percent
Day Student	5	62%
Evening On Campus Student	0	0%
Evening On-line Student	1	12%
Evening Extended Campus Student	0	0%
Online Student	0	0%
Graduate Student	2	25%
Total Respondents	8	

6. Please rate the following academic experiences at Fitchburg State University:

	Excellent	Very Good	Good	Fair	Poor	Not Applicable	Response Total	Points	Avg
Availability of classes (e.g. time offered, seats open)	12.5% (1)	25% (2)	37.5% (3)	25% (2)	0% (0)	0% (0)	8		
Frequency of course offerings	12.5% (1)	12.5% (1)	25% (2)	50% (4)	0% (0)	0% (0)	8		
Size of classes	12.5% (1)	12.5% (1)	62.5% (5)	12.5% (1)	0% (0)	0% (0)	8		
Quality of instruction	0% (0)	50% (4)	25% (2)	12.5% (1)	12.5% (1)	0% (0)	8		
Quality of texts and other instructional materials	0% (0)	37.5% (3)	50% (4)	12.5% (1)	0% (0)	0% (0)	8		
Availability of faculty outside of the classroom	12.5% (1)	25% (2)	50% (4)	12.5% (1)	0% (0)	0% (0)	8		
Timeliness and relevance of course content	12.5% (1)	25% (2)	37.5% (3)	25% (2)	0% (0)	0% (0)	8		
Quality of high impact (outside the classroom) experiences (e.g. internships, practicum, etc.)	12.5% (1)	25% (2)	37.5% (3)	12.5% (1)	12.5% (1)	0% (0)	8		
Overall level of challenge in the coursework	12.5% (1)	25% (2)	50% (4)	12.5% (1)	0% (0)	0% (0)	8		
Match between career goals and course-of-study requirements	12.5% (1)	25% (2)	62.5% (5)	0% (0)	0% (0)	0% (0)	8		
Overall level of faculty advisement	12.5% (1)	25% (2)	50% (4)	0% (0)	12.5% (1)	0% (0)	8		
Total Respondents							8		

7. Please rate the quality of the facilities and activities offered at Fitchburg State University:

	Excellent	Very Good	Good	Fair	Poor	No Interaction	Response Total	Points	Avg
Classrooms	0% (0)	12.5% (1)	75% (6)	12.5% (1)	0% (0)	0% (0)	8		
Labs	0% (0)	25% (2)	62.5% (5)	12.5% (1)	0% (0)	0% (0)	8		
Other General facilities (e.g. studios, gym)	0% (0)	12.5% (1)	75% (6)	0% (0)	0% (0)	12.5% (1)	8		
Computer Labs	0% (0)	12.5% (1)	75% (6)	0% (0)	0% (0)	12.5% (1)	8		
Library	0% (0)	25% (2)	62.5% (5)	12.5% (1)	0% (0)	0% (0)	8		
Technology in the classroom	0% (0)	12.5% (1)	62.5% (5)	25% (2)	0% (0)	0% (0)	8		
Online technologies utilized in your classes	0% (0)	25% (2)	62.5% (5)	0% (0)	0% (0)	12.5% (1)	8		
Musical or theatrical performances on-campus	0% (0)	12.5% (1)	50% (4)	0% (0)	0% (0)	37.5% (3)	8		
Intramural athletic offerings	0% (0)	12.5% (1)	50% (4)	0% (0)	0% (0)	37.5% (3)	8		
Intercollegiate athletic events	0% (0)	12.5% (1)	50% (4)	0% (0)	0% (0)	37.5% (3)	8		
Greek Life	12.5% (1)	25% (2)	37.5% (3)	0% (0)	0% (0)	25% (2)	8		
Student Organizations	12.5% (1)	25% (2)	37.5% (3)	0% (0)	0% (0)	25% (2)	8		
Total Respondents							8		

8. How well did Fitchburg State University prepare you in terms of the following skill sets:

	Very Well	Well	Neutral	Poorly	Very Poorly	Response Total	Points	Avg
Ability to think analytically and logically	12.5% (1)	75% (6)	12.5% (1)	0% (0)	0% (0)	8		
Ability to acquire new skills and knowledge on your own	12.5% (1)	75% (6)	12.5% (1)	0% (0)	0% (0)	8		
Ability to use the knowledge, ideas, or perspectives gained from your major field	12.5% (1)	75% (6)	12.5% (1)	0% (0)	0% (0)	8		
Ability to orally communicate well	12.5% (1)	75% (6)	12.5% (1)	0% (0)	0% (0)	8		
Ability to judge information/ideas/actions/conclusions based on sources/methods/reasoning	12.5% (1)	75% (6)	12.5% (1)	0% (0)	0% (0)	8		
Ability to write effectively	12.5% (1)	75% (6)	12.5% (1)	0% (0)	0% (0)	8		
Ability to use information technology in intellectual and/or professional pursuits	25% (2)	62.5% (5)	12.5% (1)	0% (0)	0% (0)	8		
Ability to understand and appreciate cultural and ethnic differences between people	12.5% (1)	75% (6)	12.5% (1)	0% (0)	0% (0)	8		
Ability to understand international perspectives on economic, political, social, and cultural issues	12.5% (1)	75% (6)	12.5% (1)	0% (0)	0% (0)	8		
Ability to gain an understanding of or appreciation for the arts	12.5% (1)	75% (6)	12.5% (1)	0% (0)	0% (0)	8		
Ability to understand and apply quantitative principles and methods	25% (2)	62.5% (5)	12.5% (1)	0% (0)	0% (0)	8		
Ability to understand scientific method	25% (2)	62.5% (5)	12.5% (1)	0% (0)	0% (0)	8		
Total Respondents						8		

9. How well did Fitchburg State University prepare you for the following personal and professional situational skill sets:

	Very Well	Well	Neutral	Poorly	Very Poorly	Response Total	Points	Avg
Your ability to work as a member of a team or group	12.5% (1)	75% (6)	0% (0)	12.5% (1)	0% (0)	8		
Your ability to get along with people of diverse backgrounds and perspectives	12.5% (1)	75% (6)	12.5% (1)	0% (0)	0% (0)	8		
Your ability to lead others effectively	25% (2)	62.5% (5)	0% (0)	12.5% (1)	0% (0)	8		
Your ability to evaluate and choose between alternative courses of action	12.5% (1)	75% (6)	12.5% (1)	0% (0)	0% (0)	8		
Your awareness of contemporary issues and their causes and consequences	12.5% (1)	75% (6)	12.5% (1)	0% (0)	0% (0)	8		
Total Respondents						8		

10. We are always looking for feedback to help us with quality and improvements. Is there something you would like to share with us regarding facilities or your program that wasn't captured above?

[No Answer Entered]

No responses were entered for this question.

Total Respondents 0

(skipped this question) 8

11. What is your level of agreement with the following statements:

	Strongly Agree	Agree	Neutral	Disagree	Strongly Disagree	No Basis for Judgement	Response Total	Points	Avg
Faculty demonstrated commitment to my learning, personal well being and success	14.29% (1)	71.43% (5)	0% (0)	0% (0)	14.29% (1)	0% (0)	7		
Administrators (e.g. vice presidents, deans and directors) demonstrated	14.29% (1)	71.43% (5)	0% (0)	0% (0)	0% (0)	14.29% (1)	7		

(e.g. financial aid, registration, add/drop	0% (0)	71.43% (5)	28.57% (2)	0% (0)	0% (0)	0% (0)	0% (0)	7
Parking	0% (0)	71.43% (5)	14.29% (1)	14.29% (1)	0% (0)	0% (0)	0% (0)	7
Recreation Services	0% (0)	57.14% (4)	28.57% (2)	0% (0)	0% (0)	14.29% (1)	0% (0)	7
Registrar's Office	0% (0)	57.14% (4)	42.86% (3)	0% (0)	0% (0)	0% (0)	0% (0)	7
Shuttle Service	0% (0)	57.14% (4)	14.29% (1)	0% (0)	0% (0)	28.57% (2)	0% (0)	7
Student Accounts	0% (0)	85.71% (6)	0% (0)	0% (0)	0% (0)	14.29% (1)	0% (0)	7
Student Development Office	0% (0)	71.43% (5)	0% (0)	0% (0)	0% (0)	28.57% (2)	0% (0)	7
Technology Help Desk	0% (0)	85.71% (6)	0% (0)	0% (0)	0% (0)	14.29% (1)	0% (0)	7
Tutor Center	0% (0)	71.43% (5)	0% (0)	0% (0)	0% (0)	28.57% (2)	0% (0)	7
University Catalog	0% (0)	71.43% (5)	0% (0)	0% (0)	0% (0)	28.57% (2)	0% (0)	7
University Email	0% (0)	85.71% (6)	14.29% (1)	0% (0)	0% (0)	0% (0)	0% (0)	7
University Police	0% (0)	85.71% (6)	0% (0)	0% (0)	0% (0)	14.29% (1)	0% (0)	7
University Website	0% (0)	85.71% (6)	14.29% (1)	0% (0)	0% (0)	0% (0)	0% (0)	7
Veteran Services	0% (0)	71.43% (5)	0% (0)	0% (0)	0% (0)	28.57% (2)	0% (0)	7
Volunteer Center	0% (0)	71.43% (5)	0% (0)	0% (0)	0% (0)	28.57% (2)	0% (0)	7
Total Respondents								7
(skipped this question)								1

13. Is there something that you would like to share with us regarding our faculty, staff, or administrators that wasn't captured in the questions above?

[No Answer Entered]

No responses were entered for this question.

Total Respondents 0

(skipped this question) 8

14. Is there something you would like to share with us regarding our offices, programs and services at Fitchburg State University that wasn't captured in the questions above?

[No Answer Entered]

No responses were entered for this question.

Total Respondents 0

(skipped this question) 8

15. Please select your level of agreement with the following statements:

	Very High	High	Average	Low	Very Low	Response Total	Points	Avg
Overall satisfaction with my experience with Fitchburg State University	28.57% (2)	42.86% (3)	14.29% (1)	0% (0)	14.29% (1)	7		
Likelihood that I will recommend the University to others	28.57% (2)	42.86% (3)	14.29% (1)	0% (0)	14.29% (1)	7		
Likelihood that I will stay connected to the campus after completion of my degree	28.57% (2)	14.29% (1)	42.86% (3)	0% (0)	14.29% (1)	7		
Total Respondents						7		
(skipped this question)								1

16. As we have stated previously, we are always looking for feedback that will help us improve. Is there something more you would like to share with us about your overall experience at Fitchburg State University?

[No Answer Entered]

No responses were entered for this question.

Total Respondents 0

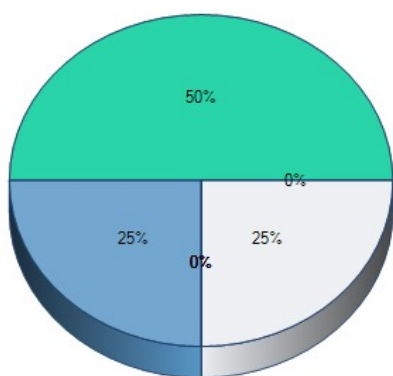
(skipped this question) 8

17. As you prepare to leave Fitchburg State University, we would like to know about your short-term plans. Please mark each of the following as they relate to you currently.

	Yes	No	Not Applicable	Response Total	Points	Avg
I am currently employed or have a job offer in a field closely related to my current program of study	28.57% (2)	71.43% (5)	0% (0)	7		
I am currently employed or have a job offer in a field that is not related to my current program of study	42.86% (3)	57.14% (4)	0% (0)	7		
I am searching for						

employment in a field closely related to my current program of study	100% (6)	0% (0)	0% (0)	6
I am searching for employment in a field not closely related to my current program of study	0% (0)	83.33% (5)	16.67% (1)	6
I have been accepted into a graduate program to continue my education at Fitchburg State University	0% (0)	57.14% (4)	42.86% (3)	7
I have been accepted into a graduate or doctoral program to continue my education at another institution	0% (0)	57.14% (4)	42.86% (3)	7
I am not planning to continue my education at this time	0% (0)	71.43% (5)	28.57% (2)	7
I am pursuing the military	0% (0)	85.71% (6)	14.29% (1)	7
		Total Respondents	7	
		(skipped this question)	1	

18. What is your current or expected (if you are just starting a new position) annual salary?



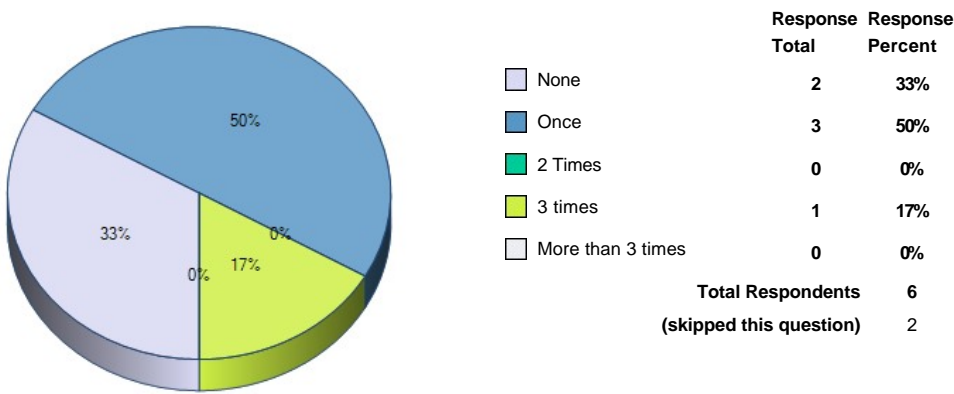
	Response Total	Response Percent
None - not working	0	0%
Less than \$20,000	1	25%
\$20,001 - \$30,000	2	50%
\$30,001 - \$40,000	0	0%
\$40,001 - \$50,000	1	25%
\$50,001 - \$60,000	0	0%
\$60,001 +	0	0%
Prefer not to disclose	0	0%
Total Respondents	4	
(skipped this question)	4	

19. How would you rate the importance of the following while attending Fitchburg State University:

	Very Important	Important	Neutral	Unimportant	Very Unimportant	Response Total	Points	Avg
Small, New England campus	42.86% (3)	57.14% (4)	0% (0)	0% (0)	0% (0)	7		
Low student-to-faculty ratio	42.86% (3)	57.14% (4)	0% (0)	0% (0)	0% (0)	7		
Accessible to my work/home/family	42.86% (3)	57.14% (4)	0% (0)	0% (0)	0% (0)	7		
Close-knit, friendly culture	14.29% (1)	71.43% (5)	0% (0)	14.29% (1)	0% (0)	7		
Diversity of student body	14.29% (1)	71.43% (5)	14.29% (1)	0% (0)	0% (0)	7		
Academic program(s)	28.57% (2)	71.43% (5)	0% (0)	0% (0)	0% (0)	7		
Affordability	42.86% (3)	57.14% (4)	0% (0)	0% (0)	0% (0)	7		
Faculty	42.86% (3)	57.14% (4)	0% (0)	0% (0)	0% (0)	7		
Residential life	14.29% (1)	57.14% (4)	28.57% (2)	0% (0)	0% (0)	7		
Facilities	14.29% (1)	85.71% (6)	0% (0)	0% (0)	0% (0)	7		
Financial Aid	14.29% (1)	85.71% (6)	0% (0)	0% (0)	0% (0)	7		
Many activities in the region	14.29% (1)	57.14% (4)	14.29% (1)	0% (0)	14.29% (1)	7		
Services/support to first generation students	14.29% (1)	71.43% (5)	14.29% (1)	0% (0)	0% (0)	7		
Volunteer opportunities	14.29% (1)	57.14% (4)	28.57% (2)	0% (0)	0% (0)	7		
Athletics	14.29% (1)	57.14% (4)	28.57% (2)	0% (0)	0% (0)	7		
Military-friendly	14.29% (1)	57.14% (4)	14.29% (1)	14.29% (1)	0% (0)	7		
LGBTQ-friendly	28.57% (2)	57.14% (4)	14.29% (1)	0% (0)	0% (0)	7		
Honors Program	28.57% (2)	57.14% (4)	14.29% (1)	0% (0)	0% (0)	7		
Employment prospects	28.57% (2)	57.14% (4)	14.29% (1)	0% (0)	0% (0)	7		
Internships	28.57% (2)	57.14% (4)	14.29% (1)	0% (0)	0% (0)	7		

Study Abroad opportunities	14.29% (1)	42.86% (3)	42.86% (3)	0% (0)	0% (0)	7
ROTC/National Guard	0% (0)	42.86% (3)	28.57% (2)	14.29% (1)	14.29% (1)	7
Total Respondents						7
(skipped this question)						1

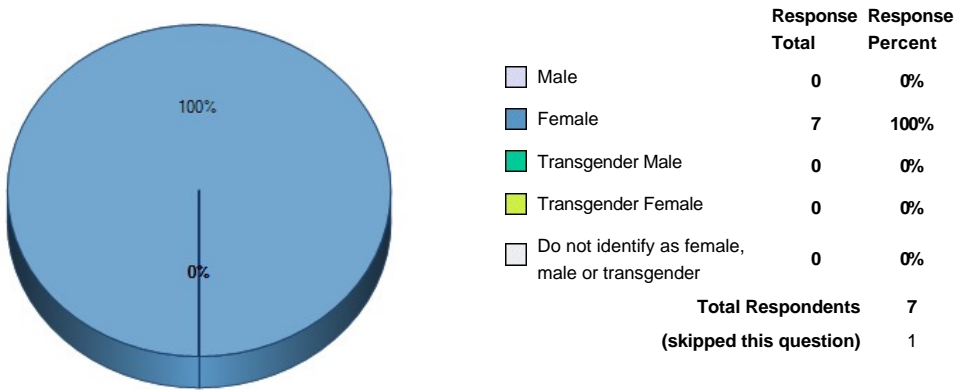
20. How many times did you change your major at Fitchburg State University?



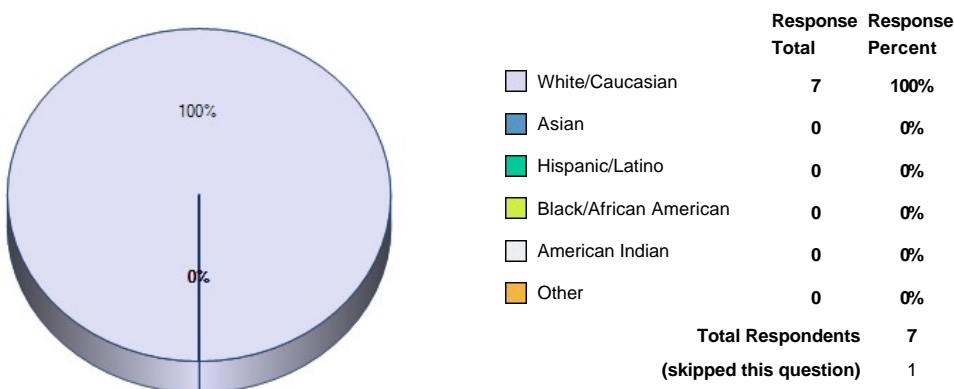
21. As you finish your degree journey at Fitchburg State University, we would like to know how much your time here has impacted your growth. Please select the answer that best fits our impact on your growth below.

	Very Significant	Significant	No Change	Insignificant	Very Insignificant	Response Total	Points	Avg
Academic Growth (broadened your perception of the need to learn)	14.29% (1)	85.71% (6)	0% (0)	0% (0)	0% (0)	7		
Personal Growth	14.29% (1)	71.43% (5)	14.29% (1)	0% (0)	0% (0)	7		
Professional Growth (broaden your understanding of the need to continue to learn to achieve your career goals)	14.29% (1)	85.71% (6)	0% (0)	0% (0)	0% (0)	7		
Total Respondents						7		
(skipped this question)						1		

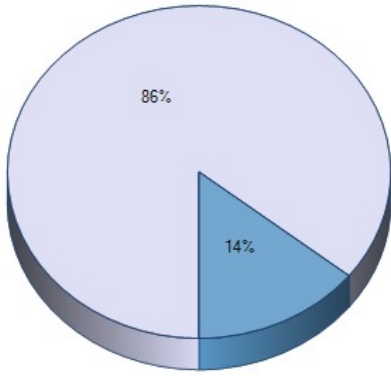
22. To which gender identity do you most identify?



23. To which racial heritage do you predominantly identify?



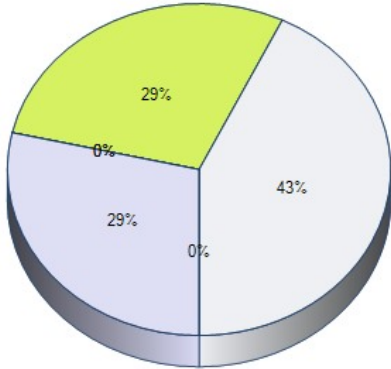
24. During your time at the University, did you attend full-time or part-time?



- Full-time
- Part-time

	Response Total	Response Percent
Full-time	6	86%
Part-time	1	14%
Total Respondents	7	
(skipped this question)	1	

25. During your time at the University, approximately how many hours did you work per week?



- 0
- 1 - 10
- 11 - 20
- 21 - 30
- 31 - 40
- 40+

	Response Total	Response Percent
0	2	29%
1 - 10	0	0%
11 - 20	0	0%
21 - 30	2	29%
31 - 40	3	43%
40+	0	0%
Total Respondents	7	
(skipped this question)	1	

26. How many dependents do you have (not including yourself)?

- 1
- 2
- 3
- 4
- 5
- 5+

	Response Total	Response Percent
1	0	0%
2	0	0%
3	0	0%
4	0	0%
5	0	0%
5+	0	0%
Total Respondents	0	
(skipped this question)	8	