

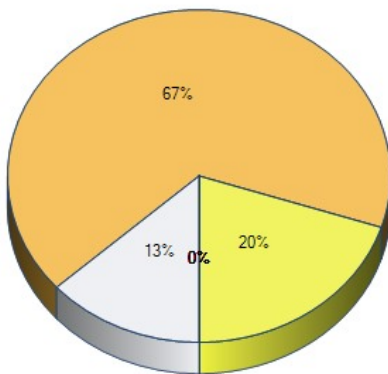
[Export Data CSV](#)

Graduating Student Feedback 2019 & 2020

Survey Title: Graduating Student Feedback

Responses By Question Analysis:

1. Please select the semester will you complete your program requirements from the list below:



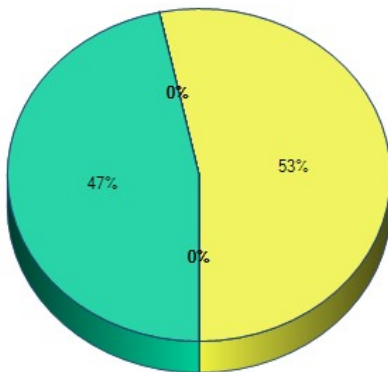
- Spring 2018
- Summer 2018
- Fall 2018
- Spring 2019
- Summer 2019
- Fall 2019
- Spring 2020
- Summer 2020
- Fall 2020
- Spring 2021
- Summer 2021

Response Total	Response Percent
----------------	------------------

0	0%
0	0%
0	0%
0	0%
2	13%
10	67%
3	20%
0	0%
0	0%
0	0%
0	0%
0	0%

Total Respondents 15

2. Please select the Degree you are currently completing at Fitchburg State University from the list below:



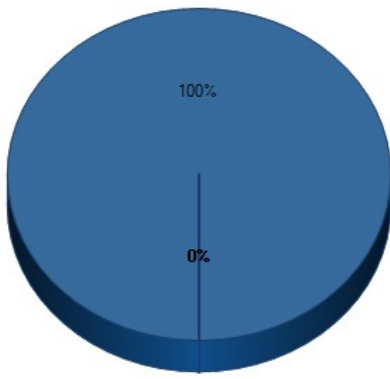
- Bachelor of Arts (BA)
- Bachelor of Science (BS)
- Certificate of Advanced Graduate Study (CAGS)
- Master of Arts (MA)
- Master of Arts in Teaching (MAT)
- Master of Business Administration (MBA)
- Master of Education (MEd)
- Master of Science (MS)

Response Total	Response Percent
----------------	------------------

0	0%
0	0%
7	47%
0	0%
0	0%
0	0%
8	53%
0	0%

Total Respondents 15

3. Please select the major field your studied for your degree:



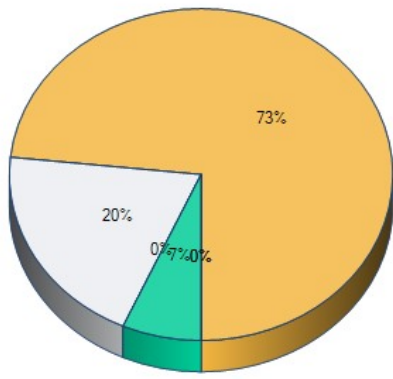
	Response Total	Response Percent
<input type="checkbox"/> Arts Education (MEd only)	0	0%
<input type="checkbox"/> Biology	0	0%
<input type="checkbox"/> Business Administration	0	0%
<input type="checkbox"/> Chemistry	0	0%
<input type="checkbox"/> Clinical Mental Health Counseling	0	0%
<input type="checkbox"/> Communication (MS only)	0	0%
<input type="checkbox"/> Communications Media	0	0%
<input type="checkbox"/> Computer Information Systems	0	0%
<input type="checkbox"/> Computer Science	0	0%
<input type="checkbox"/> Criminal Justice	0	0%
<input type="checkbox"/> Curriculum and Teaching	0	0%
<input type="checkbox"/> Early Childhood Education	0	0%
<input checked="" type="checkbox"/> Educational Leadership	15	100%
<input type="checkbox"/> Economics	0	0%
<input type="checkbox"/> Elementary Education	0	0%
<input type="checkbox"/> English Studies	0	0%
<input type="checkbox"/> Environmental and Earth Science	0	0%
<input type="checkbox"/> Exercise and Sports Science	0	0%
<input type="checkbox"/> Game Design	0	0%
<input type="checkbox"/> Geographic Science and Technology	0	0%
<input type="checkbox"/> History	0	0%
<input type="checkbox"/> Human Services	0	0%
<input type="checkbox"/> Industrial Technology	0	0%
<input type="checkbox"/> Interdisciplinary Studies	0	0%
<input type="checkbox"/> LECOM Early Acceptance	0	0%
<input type="checkbox"/> Mathematics	0	0%
<input type="checkbox"/> Middle School Education	0	0%
<input type="checkbox"/> Nursing - General	0	0%
<input type="checkbox"/> Nursing - LPN to Baccalaureate	0	0%
<input type="checkbox"/> Nursing - RN to Baccalaureate	0	0%
<input type="checkbox"/> Occupational/Vocational Education	0	0%
<input type="checkbox"/> Political Science	0	0%
<input type="checkbox"/> Psychological Science	0	0%
<input type="checkbox"/> Sociology	0	0%
<input type="checkbox"/> Special Education	0	0%
<input type="checkbox"/> Technology Education (Grades 5-12)	0	0%
Total Respondents	15	

4 . Please select your minor from the list below:

	Response Total	Response Percent
<input type="checkbox"/> African-American Studies	0	0%
<input type="checkbox"/> American Studies	0	0%
<input type="checkbox"/> Art	0	0%
<input type="checkbox"/> Art History	0	0%
<input type="checkbox"/> Asian Studies	0	0%

<input type="checkbox"/> Biology	0	0%
<input type="checkbox"/> Business Administration	0	0%
<input type="checkbox"/> Chemistry	0	0%
<input type="checkbox"/> Communication Studies	0	0%
<input type="checkbox"/> Computer Science	0	0%
<input type="checkbox"/> Construction Technology	0	0%
<input type="checkbox"/> Criminal Justice	0	0%
<input type="checkbox"/> Deaf Studies	0	0%
<input type="checkbox"/> Disability Studies	0	0%
<input type="checkbox"/> Early Childhood Education	0	0%
<input type="checkbox"/> Economics	0	0%
<input type="checkbox"/> English Studies - Literature	0	0%
<input type="checkbox"/> English Studies -- Professional Writing	0	0%
<input type="checkbox"/> Environmental and Earth Science	0	0%
<input type="checkbox"/> Film Studies	0	0%
<input type="checkbox"/> French	0	0%
<input type="checkbox"/> Game Design	0	0%
<input type="checkbox"/> Geographic Design	0	0%
<input type="checkbox"/> History	0	0%
<input type="checkbox"/> History Secondary Education	0	0%
<input type="checkbox"/> Industrial Training	0	0%
<input type="checkbox"/> International Studies	0	0%
<input type="checkbox"/> Latin	0	0%
<input type="checkbox"/> Manufacturing Technology	0	0%
<input type="checkbox"/> Mathematics	0	0%
<input type="checkbox"/> Mathematics for Education	0	0%
<input type="checkbox"/> Middle School Education	0	0%
<input type="checkbox"/> Music	0	0%
<input type="checkbox"/> Neuroscience, Behavior, and Cognition	0	0%
<input type="checkbox"/> Peace Studies	0	0%
<input type="checkbox"/> Philosophy	0	0%
<input type="checkbox"/> Political Science	0	0%
<input type="checkbox"/> Psychological Science	0	0%
<input type="checkbox"/> Romance Languages	0	0%
<input type="checkbox"/> Social Science	0	0%
<input type="checkbox"/> Sociology	0	0%
<input type="checkbox"/> Spanish	0	0%
<input type="checkbox"/> Special Education	0	0%
<input type="checkbox"/> Studio Art	0	0%
<input type="checkbox"/> Theater	0	0%
<input type="checkbox"/> Women, Gender and Sexuality Studies	0	0%
<input type="checkbox"/> None	0	0%
Total Respondents	0	
(skipped this question)	15	

5. Please select the student group you most identify with from the list below:



	Response Total	Response Percent
Day Student	0	0%
Evening On Campus Student	0	0%
Evening On-line Student	1	7%
Evening Extended Campus Student	0	0%
Online Student	3	20%
Graduate Student	11	73%
Total Respondents	15	

6. Please rate the following academic experiences at Fitchburg State University:

	Excellent	Very Good	Good	Fair	Poor	Not Applicable	Response Total	Points	Avg
Availability of classes (e.g. time offered, seats open)	50% (6)	16.67% (2)	16.67% (2)	16.67% (2)	0% (0)	0% (0)	12		
Frequency of course offerings	25% (3)	16.67% (2)	33.33% (4)	16.67% (2)	8.33% (1)	0% (0)	12		
Size of classes	33.33% (4)	41.67% (5)	25% (3)	0% (0)	0% (0)	0% (0)	12		
Quality of instruction	33.33% (4)	25% (3)	25% (3)	16.67% (2)	0% (0)	0% (0)	12		
Quality of texts and other instructional materials	25% (3)	33.33% (4)	25% (3)	16.67% (2)	0% (0)	0% (0)	12		
Availability of faculty outside of the classroom	41.67% (5)	25% (3)	33.33% (4)	0% (0)	0% (0)	0% (0)	12		
Timeliness and relevance of course content	41.67% (5)	16.67% (2)	16.67% (2)	25% (3)	0% (0)	0% (0)	12		
Quality of high impact (outside the classroom) experiences (e.g. internships, practicum, etc.)	16.67% (2)	41.67% (5)	8.33% (1)	8.33% (1)	0% (0)	25% (3)	12		
Overall level of challenge in the coursework	25% (3)	33.33% (4)	33.33% (4)	8.33% (1)	0% (0)	0% (0)	12		
Match between career goals and course-of-study requirements	41.67% (5)	33.33% (4)	25% (3)	0% (0)	0% (0)	0% (0)	12		
Overall level of faculty advisement	41.67% (5)	25% (3)	0% (0)	33.33% (4)	0% (0)	0% (0)	12		
Total Respondents							12		
(skipped this question)							3		

7. Please rate the quality of the facilities and activities offered at Fitchburg State University:

	Excellent	Very Good	Good	Fair	Poor	No Interaction	Response Total	Points	Avg
Classrooms	16.67% (2)	16.67% (2)	16.67% (2)	0% (0)	8.33% (1)	41.67% (5)	12		
Labs	8.33% (1)	8.33% (1)	0% (0)	0% (0)	0% (0)	83.33% (10)	12		
Other General facilities (e.g. studios, gym)	16.67% (2)	0% (0)	0% (0)	0% (0)	0% (0)	83.33% (10)	12		
Computer Labs	8.33% (1)	0% (0)	8.33% (1)	0% (0)	0% (0)	83.33% (10)	12		
Library	25% (3)	8.33% (1)	8.33% (1)	0% (0)	0% (0)	58.33% (7)	12		
Technology in the classroom	18.18% (2)	18.18% (2)	18.18% (2)	18.18% (2)	0% (0)	27.27% (3)	11		
Online technologies utilized in your classes	25% (3)	41.67% (5)	8.33% (1)	8.33% (1)	0% (0)	16.67% (2)	12		
Musical or theatrical performances on-campus	0% (0)	0% (0)	0% (0)	0% (0)	0% (0)	100% (12)	12		
Intramural athletic offerings	0% (0)	0% (0)	0% (0)	0% (0)	0% (0)	100% (12)	12		
Intercollegiate athletic events	0% (0)	0% (0)	0% (0)	0% (0)	0% (0)	100% (12)	12		
Greek Life	0% (0)	0% (0)	0% (0)	0% (0)	0% (0)	100% (12)	12		

Student Organizations	0% (0)	8.33% (1)	0% (0)	0% (0)	0% (0)	91.67% (11)	12
	Total Respondents						12
	(skipped this question)						3

8. How well did Fitchburg State University prepare you in terms of the following skill sets:

	Very Well	Well	Neutral	Poorly	Very Poorly	Response Total	Points	Avg	
Ability to think analytically and logically	36.36% (4)	54.55% (6)	9.09% (1)	0% (0)	0% (0)	11			
Ability to acquire new skills and knowledge on your own	41.67% (5)	50% (6)	8.33% (1)	0% (0)	0% (0)	12			
Ability to use the knowledge, ideas, or perspectives gained from your major field	50% (6)	50% (6)	0% (0)	0% (0)	0% (0)	12			
Ability to orally communicate well	33.33% (4)	33.33% (4)	33.33% (4)	0% (0)	0% (0)	12			
Ability to judge information/ideas/actions/conclusions based on sources/methods/reasoning	41.67% (5)	41.67% (5)	16.67% (2)	0% (0)	0% (0)	12			
Ability to write effectively	50% (6)	33.33% (4)	16.67% (2)	0% (0)	0% (0)	12			
Ability to use information technology in intellectual and/or professional pursuits	58.33% (7)	25% (3)	16.67% (2)	0% (0)	0% (0)	12			
Ability to understand and appreciate cultural and ethnic differences between people	50% (6)	33.33% (4)	16.67% (2)	0% (0)	0% (0)	12			
Ability to understand international perspectives on economic, political, social, and cultural issues	33.33% (4)	41.67% (5)	25% (3)	0% (0)	0% (0)	12			
Ability to gain an understanding of or appreciation for the arts	16.67% (2)	25% (3)	50% (6)	0% (0)	8.33% (1)	12			
Ability to understand and apply quantitative principles and methods	41.67% (5)	33.33% (4)	25% (3)	0% (0)	0% (0)	12			
Ability to understand scientific method	25% (3)	25% (3)	41.67% (5)	0% (0)	8.33% (1)	12			
	Total Respondents						12		
	(skipped this question)						3		

9. How well did Fitchburg State University prepare you for the following personal and professional situational skill sets:

	Very Well	Well	Neutral	Poorly	Very Poorly	Response Total	Points	Avg	
Your ability to work as a member of a team or group	27.27% (3)	54.55% (6)	18.18% (2)	0% (0)	0% (0)	11			
Your ability to get along with people of diverse backgrounds and perspectives	50% (6)	33.33% (4)	16.67% (2)	0% (0)	0% (0)	12			
Your ability to lead others effectively	50% (6)	50% (6)	0% (0)	0% (0)	0% (0)	12			
Your ability to evaluate and choose between alternative courses of action	41.67% (5)	50% (6)	8.33% (1)	0% (0)	0% (0)	12			
Your awareness of contemporary issues and their causes and consequences	36.36% (4)	54.55% (6)	9.09% (1)	0% (0)	0% (0)	11			
	Total Respondents						12		
	(skipped this question)						3		

10. We are always looking for feedback to help us with quality and improvements. Is there something you would like to share with us regarding facilities or your program that wasn't captured above?

- It was upsetting to have a new department chair come in and change when courses are being offered. Some of us who already started are now going to be taking classes while doing practicum or having to wait another semester it is very frustrating
- Changes to the program being made that is impacting the graduation date for students
Most coursework was manageable but some courses required too much for full-time professionals making quantity the focus and not quality relative mostly to on what one has time to do the reading. I love reading and taking notes as I do, but a few courses required unreasonable amounts of reading and therefore not only did I not have time to take notes, I didn't have time to read the required assignments which took away from overall comprehension of subject and satisfaction in feeling as confident in my knowledge as I would have liked once the course completed. Please have instructors realize that most CAGS Ed Leaders work long hours and days and yet would like challenging and rigorous courses, but they need to be balanced with
-

reasonableness too.

4. Sometimes the hours of online work could differ greatly among professors, with some going far above the expected time expectation in an online accelerated course and only one or two going far below what would be expected. Overall it is a great program that I would recommend to others.
5. Each Blackboard site was left to the instructor to set up. This created some confusion when each Professor set their information up differently. I don't know if this is available, but its something to think about moving forward.
6. The courses for the program were very inconsistent. Some required very little work, other were like drinking from a fire hose. Also approximately 7 of my 11 instructors were "just assigned this class last week" or in two cases "just assigned this class the other day" which was alarming to me and definitely reflected in the quality of the courses. I would have expected better from this program.
7. Fitchburg State University is the best school, to do any graduate program.

Total Respondents 7

(skipped this question) 8

11. What is your level of agreement with the following statements:

	Strongly Agree	Agree	Neutral	Disagree	Strongly Disagree	No Basis for Judgement	Response Total	Points	Avg
Faculty demonstrated commitment to my learning, personal well being and success	41.67% (5)	50% (6)	8.33% (1)	0% (0)	0% (0)	0% (0)	12		
Administrators (e.g. vice presidents, deans and directors) demonstrated commitment to my learning, personal well being and success	23.08% (3)	23.08% (3)	7.69% (1)	0% (0)	0% (0)	46.15% (6)	13		
Other University staff demonstrated commitment to my learning, personal well being and success	25% (3)	25% (3)	8.33% (1)	0% (0)	0% (0)	41.67% (5)	12		
Library resources (e.g. books, database subscriptions, inter-library loan) were adequate for my research and learning needs	25% (3)	33.33% (4)	8.33% (1)	8.33% (1)	0% (0)	25% (3)	12		
Library hours and web resource availability were adequate for my research and learning needs	33.33% (4)	25% (3)	8.33% (1)	8.33% (1)	0% (0)	25% (3)	12		
Library staff were knowledgeable and demonstrated commitment to my learning and academic success.	33.33% (4)	25% (3)	0% (0)	0% (0)	0% (0)	41.67% (5)	12		
I learned about research strategies and sources of information from the library staff.	33.33% (4)	33.33% (4)	0% (0)	0% (0)	0% (0)	33.33% (4)	12		
	Total Respondents						12		
	(skipped this question)						3		

12. Please rate your overall experience with the following offices, programs and services at Fitchburg State University:

	Very Positive	Mostly Positive	Neutral	Mostly Negative	Very Negative	No Interaction	Was Unaware	Response Total	Points	Avg
Academic Department Office/Staff	33.33% (4)	41.67% (5)	8.33% (1)	0% (0)	0% (0)	8.33% (1)	8.33% (1)	12		
Admissions Office	50% (6)	25% (3)	16.67% (2)	0% (0)	0% (0)	0% (0)	8.33% (1)	12		
Advising Center	25% (3)	0% (0)	8.33% (1)	0% (0)	0% (0)	50% (6)	16.67% (2)	12		
Bookstore	25% (3)	8.33% (1)	8.33% (1)	0% (0)	0% (0)	41.67% (5)	16.67% (2)	12		
Capital Planning and Maintenance (e.g. buildings & grounds)	8.33% (1)	0% (0)	0% (0)	0% (0)	8.33% (1)	66.67% (8)	16.67% (2)	12		

Career Counseling Office	0% (0)	0% (0)	8.33% (1)	0% (0)	0% (0)	75% (9)	16.67% (2)	12
Center for Diversity and Inclusiveness	0% (0)	8.33% (1)	8.33% (1)	0% (0)	0% (0)	66.67% (8)	16.67% (2)	12
Chartwell's Dining Services	0% (0)	0% (0)	25% (3)	0% (0)	0% (0)	58.33% (7)	16.67% (2)	12
Commuter Affairs	0% (0)	0% (0)	8.33% (1)	0% (0)	0% (0)	75% (9)	16.67% (2)	12
Counseling Services	0% (0)	0% (0)	8.33% (1)	0% (0)	0% (0)	75% (9)	16.67% (2)	12
Disability Services	0% (0)	0% (0)	9.09% (1)	0% (0)	0% (0)	81.82% (9)	9.09% (1)	11
Financial Aid	25% (3)	16.67% (2)	8.33% (1)	0% (0)	0% (0)	50% (6)	0% (0)	12
Graduate and Continuing Education (GCE)	41.67% (5)	16.67% (2)	25% (3)	0% (0)	0% (0)	16.67% (2)	0% (0)	12
Health Services	0% (0)	0% (0)	9.09% (1)	0% (0)	0% (0)	81.82% (9)	9.09% (1)	11
Housing and Residential Services	0% (0)	0% (0)	8.33% (1)	0% (0)	0% (0)	75% (9)	16.67% (2)	12
Information Desk (Hammond Hall)	0% (0)	0% (0)	8.33% (1)	0% (0)	0% (0)	75% (9)	16.67% (2)	12
International Education (e.g. study abroad)	0% (0)	0% (0)	8.33% (1)	0% (0)	0% (0)	75% (9)	16.67% (2)	12
On-campus Job Recruitment	0% (0)	0% (0)	8.33% (1)	0% (0)	0% (0)	75% (9)	16.67% (2)	12
One Card	8.33% (1)	16.67% (2)	25% (3)	0% (0)	0% (0)	33.33% (4)	16.67% (2)	12
Online Services (e.g. financial aid, registration, add/drop)	33.33% (4)	33.33% (4)	8.33% (1)	0% (0)	0% (0)	16.67% (2)	8.33% (1)	12
Parking	8.33% (1)	8.33% (1)	16.67% (2)	8.33% (1)	0% (0)	41.67% (5)	16.67% (2)	12
Recreation Services	0% (0)	8.33% (1)	8.33% (1)	0% (0)	0% (0)	66.67% (8)	16.67% (2)	12
Registrar's Office	41.67% (5)	25% (3)	8.33% (1)	0% (0)	0% (0)	8.33% (1)	16.67% (2)	12
Shuttle Service	0% (0)	0% (0)	8.33% (1)	0% (0)	0% (0)	75% (9)	16.67% (2)	12
Student Accounts	16.67% (2)	25% (3)	8.33% (1)	0% (0)	0% (0)	41.67% (5)	8.33% (1)	12
Student Development Office	0% (0)	0% (0)	8.33% (1)	0% (0)	0% (0)	75% (9)	16.67% (2)	12
Technology Help Desk	25% (3)	16.67% (2)	25% (3)	0% (0)	0% (0)	33.33% (4)	0% (0)	12
Tutor Center	0% (0)	0% (0)	9.09% (1)	0% (0)	0% (0)	72.73% (8)	18.18% (2)	11
University Catalog	16.67% (2)	8.33% (1)	33.33% (4)	0% (0)	0% (0)	33.33% (4)	8.33% (1)	12
University Email	33.33% (4)	33.33% (4)	16.67% (2)	0% (0)	0% (0)	16.67% (2)	0% (0)	12
University Police	0% (0)	0% (0)	8.33% (1)	0% (0)	0% (0)	75% (9)	16.67% (2)	12
University Website	33.33% (4)	33.33% (4)	0% (0)	8.33% (1)	0% (0)	25% (3)	0% (0)	12
Veteran Services	0% (0)	0% (0)	8.33% (1)	0% (0)	0% (0)	75% (9)	16.67% (2)	12
Volunteer Center	0% (0)	0% (0)	8.33% (1)	0% (0)	0% (0)	75% (9)	16.67% (2)	12
Total Respondents								12
(skipped this question)								3

13. Is there something that you would like to share with us regarding our faculty, staff, or administrators that wasn't captured in the questions above?

- No
- Some Professors were prompt in their responses and grades, while others were not. That was quite frustrating because I took 7 week courses - I didn't always know how I was doing or if I would pass the course.
- Fitchburg State University faculty, staff, and administrators are the BEST.

Total Respondents 3

(skipped this question) 12

14. Is there something you would like to share with us regarding our offices, programs and services at Fitchburg State University that wasn't captured in the questions above?

- Parking pass distribution for GCE has been inconvenient. Please mail all passes out.
- No
- N/A

Total Respondents 3

(skipped this question) 12

15. Please select your level of agreement with the following statements:

	Very High	High	Average	Low	Very Low	Response Total	Points	Avg
Overall satisfaction with my experience with Fitchburg State University	54.55% (6)	9.09% (1)	36.36% (4)	0% (0)	0% (0)	11		
Likelihood that I will recommend the University to others	54.55% (6)	9.09% (1)	36.36% (4)	0% (0)	0% (0)	11		
Likelihood that I will stay connected to the campus after completion of my degree	18.18% (2)	18.18% (2)	45.45% (5)	18.18% (2)	0% (0)	11		
Total Respondents						11		
(skipped this question)								4

16. As we have stated previously, we are always looking for feedback that will help us improve. Is there something more you would like to share with us about your overall experience at Fitchburg State University?

1. Feel very positive about my experience and will recommend it to other educators as exceptional.
2. It is a great value and you have wonderful professors.
3. Some classes seems unorganized and the Professors didn't give enough feedback. On the course evaluations, you should provide a comments section. I felt that I had a lot to say about certain Professors or classes, but was unable to convey my thoughts adequately with the scale.
4. I would have liked to have the option of completing an internship for my non-licensure degree in MEd EDLM program. Many of classrooms were very dirty in the McKay building.
5. This is an excellent program for the professional educator! I have strongly recommended this program to colleagues and friends.
6. Fitchburg State University faculty, staff, and administrators are the BEST.

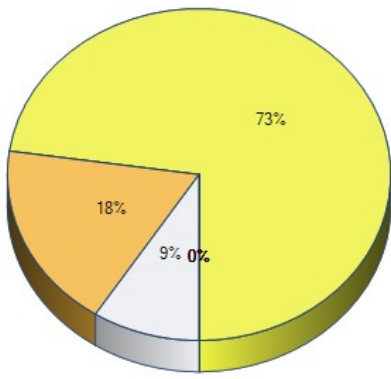
Total Respondents 6

(skipped this question) 9

17. As you prepare to leave Fitchburg State University, we would like to know about your short-term plans. Please mark each of the following as they relate to you currently.

	Yes	No	Not Applicable	Response Total	Points	Avg
I am currently employed or have a job offer in a field closely related to my current program of study	80% (8)	10% (1)	10% (1)	10		
I am currently employed or have a job offer in a field that is not related to my current program of study	18.18% (2)	27.27% (3)	54.55% (6)	11		
I am searching for employment in a field closely related to my current program of study	50% (5)	20% (2)	30% (3)	10		
I am searching for employment in a field not closely related to my current program of study	0% (0)	50% (5)	50% (5)	10		
I have been accepted into a graduate program to continue my education at Fitchburg State University	0% (0)	27.27% (3)	72.73% (8)	11		
I have been accepted into a graduate or doctoral program to continue my education at another institution	9.09% (1)	27.27% (3)	63.64% (7)	11		
I am not planning to continue my education at this time	54.55% (6)	18.18% (2)	27.27% (3)	11		
I am pursuing the military	0% (0)	45.45% (5)	54.55% (6)	11		
Total Respondents				11		
(skipped this question)						4

18. What is your current or expected (if you are just starting a new position) annual salary?

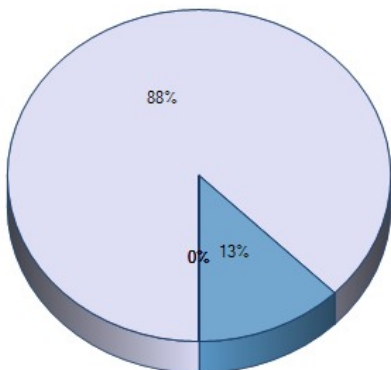


	Response Total	Response Percent
None - not working	0	0%
Less than \$20,000	0	0%
\$20,001 - \$30,000	0	0%
\$30,001 - \$40,000	0	0%
\$40,001 - \$50,000	1	9%
\$50,001 - \$60,000	2	18%
\$60,001 +	8	73%
Prefer not to disclose	0	0%
Total Respondents	11	
(skipped this question)	4	

19. How would you rate the importance of the following while attending Fitchburg State University:

	Very Important	Important	Neutral	Unimportant	Very Unimportant	Response Total	Points	Avg
Small, New England campus	20% (2)	30% (3)	40% (4)	0% (0)	10% (1)	10		
Low student-to-faculty ratio	40% (4)	40% (4)	10% (1)	0% (0)	10% (1)	10		
Accessible to my work/home/family	66.67% (6)	22.22% (2)	0% (0)	0% (0)	11.11% (1)	9		
Close-knit, friendly culture	10% (1)	20% (2)	60% (6)	0% (0)	10% (1)	10		
Diversity of student body	10% (1)	40% (4)	40% (4)	0% (0)	10% (1)	10		
Academic program(s)	40% (4)	60% (6)	0% (0)	0% (0)	0% (0)	10		
Affordability	60% (6)	40% (4)	0% (0)	0% (0)	0% (0)	10		
Faculty	50% (5)	40% (4)	10% (1)	0% (0)	0% (0)	10		
Residential life	0% (0)	0% (0)	54.55% (6)	9.09% (1)	36.36% (4)	11		
Facilities	10% (1)	20% (2)	50% (5)	10% (1)	10% (1)	10		
Financial Aid	30% (3)	20% (2)	30% (3)	10% (1)	10% (1)	10		
Many activities in the region	10% (1)	0% (0)	50% (5)	10% (1)	30% (3)	10		
Services/support to first generation students	10% (1)	0% (0)	60% (6)	10% (1)	20% (2)	10		
Volunteer opportunities	0% (0)	0% (0)	60% (6)	10% (1)	30% (3)	10		
Athletics	0% (0)	0% (0)	60% (6)	10% (1)	30% (3)	10		
Military-friendly	0% (0)	0% (0)	60% (6)	10% (1)	30% (3)	10		
LGBTQ-friendly	10% (1)	10% (1)	50% (5)	10% (1)	20% (2)	10		
Honors Program	20% (2)	0% (0)	60% (6)	0% (0)	20% (2)	10		
Employment prospects	30% (3)	0% (0)	40% (4)	10% (1)	20% (2)	10		
Internships	20% (2)	0% (0)	50% (5)	10% (1)	20% (2)	10		
Study Abroad opportunities	0% (0)	0% (0)	60% (6)	10% (1)	30% (3)	10		
ROTC/National Guard	0% (0)	0% (0)	60% (6)	10% (1)	30% (3)	10		
Total Respondents						10		
(skipped this question)						5		

20. How many times did you change your major at Fitchburg State University?



	Response Total	Response Percent
None	7	88%
Once	1	12%
2 Times	0	0%
3 times	0	0%
More than 3 times	0	0%
Total Respondents	8	
(skipped this question)	7	

21. As you finish your degree journey at Fitchburg State University, we would like to know how much your time here has impacted your growth. Please select the answer that best fits our impact on your growth below.

	Very Significant	Significant	No Change	Insignificant	Very Insignificant	Response Total	Points	Avg
--	------------------	-------------	-----------	---------------	--------------------	----------------	--------	-----

Academic Growth
(broadened your perception of the need to learn)

36.36% (4)	36.36% (4)	27.27% (3)	0% (0)	0% (0)	11
------------	------------	------------	--------	--------	----

Personal Growth

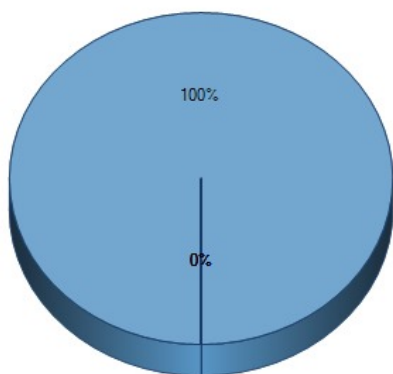
18.18% (2)	54.55% (6)	27.27% (3)	0% (0)	0% (0)	11
------------	------------	------------	--------	--------	----

Professional Growth
(broaden your understanding of the need to continue to learn to achieve your career goals)

30% (3)	60% (6)	10% (1)	0% (0)	0% (0)	10
---------	---------	---------	--------	--------	----

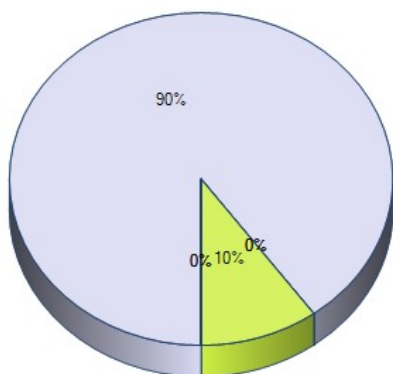
Total Respondents	11
(skipped this question)	4

22. To which gender identity do you most identify?



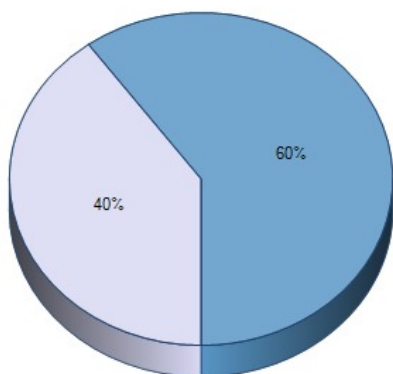
	Response Total	Response Percent
Male	0	0%
Female	10	100%
Transgender Male	0	0%
Transgender Female	0	0%
Do not identify as female, male or transgender	0	0%
Total Respondents	10	
(skipped this question)	5	

23. To which racial heritage do you predominantly identify?



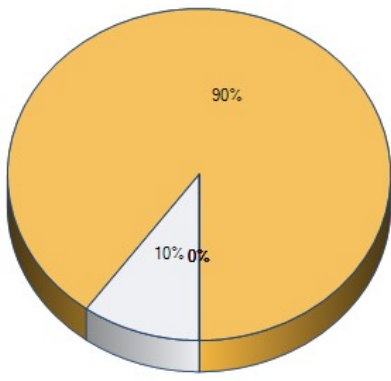
	Response Total	Response Percent
White/Caucasian	9	90%
Asian	0	0%
Hispanic/Latino	0	0%
Black/African American	1	10%
American Indian	0	0%
Other	0	0%
Total Respondents	10	
(skipped this question)	5	

24. During your time at the University, did you attend full-time or part-time?



	Response Total	Response Percent
Full-time	4	40%
Part-time	6	60%
Total Respondents	10	
(skipped this question)	5	

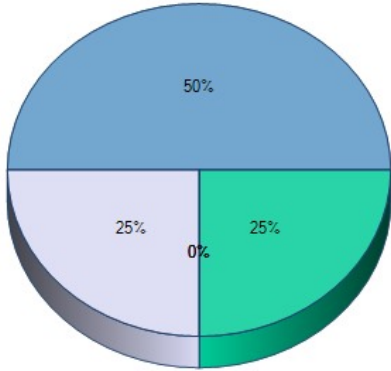
25. During your time at the University, approximately how many hours did you work per week?



- 0
- 1 - 10
- 11 - 20
- 21 - 30
- 31 - 40
- 40+

	Response Total	Response Percent
0	0	0%
1 - 10	0	0%
11 - 20	0	0%
21 - 30	0	0%
31 - 40	1	10%
40+	9	90%
Total Respondents	10	
(skipped this question)	5	

26. How many dependents do you have (not including yourself)?



- 1
- 2
- 3
- 4
- 5
- 5+

	Response Total	Response Percent
1	1	25%
2	2	50%
3	1	25%
4	0	0%
5	0	0%
5+	0	0%
Total Respondents	4	
(skipped this question)	11	