

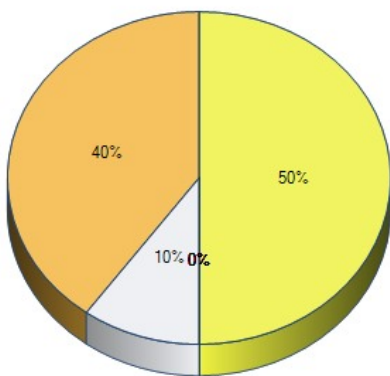
[Export Data CSV](#)

Graduating Student Feedback 2019 & 2020

Survey Title: Graduating Student Feedback

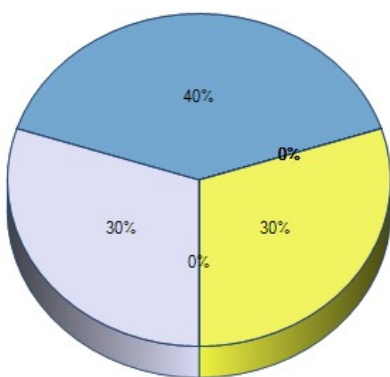
Responses By Question Analysis:

1. Please select the semester will you complete your program requirements from the list below:



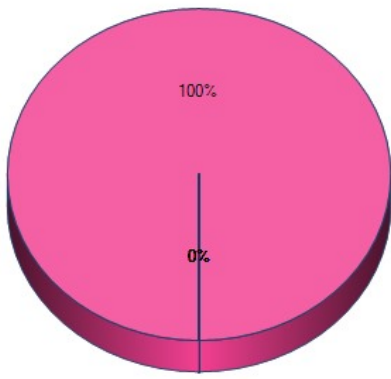
	Response Total	Response Percent
Spring 2018	0	0%
Summer 2018	0	0%
Fall 2018	0	0%
Spring 2019	0	0%
Summer 2019	1	10%
Fall 2019	4	40%
Spring 2020	5	50%
Summer 2020	0	0%
Fall 2020	0	0%
Spring 2021	0	0%
Summer 2021	0	0%
Total Respondents	10	

2. Please select the Degree you are currently completing at Fitchburg State University from the list below:



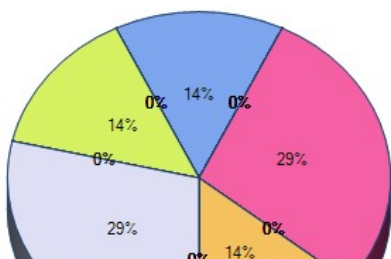
	Response Total	Response Percent
Bachelor of Arts (BA)	3	30%
Bachelor of Science (BS)	4	40%
Certificate of Advanced Graduate Study (CAGS)	0	0%
Master of Arts (MA)	0	0%
Master of Arts in Teaching (MAT)	0	0%
Master of Business Administration (MBA)	0	0%
Master of Education (MEd)	3	30%
Master of Science (MS)	0	0%
Total Respondents	10	

3. Please select the major field your studied for your degree:



	Response Total	Response Percent
Arts Education (MEd only)	0	0%
Biology	0	0%
Business Administration	0	0%
Chemistry	0	0%
Clinical Mental Health Counseling	0	0%
Communication (MS only)	0	0%
Communications Media	0	0%
Computer Information Systems	0	0%
Computer Science	0	0%
Criminal Justice	0	0%
Curriculum and Teaching	0	0%
Early Childhood Education	10	100%
Educational Leadership	0	0%
Economics	0	0%
Elementary Education	0	0%
English Studies	0	0%
Environmental and Earth Science	0	0%
Exercise and Sports Science	0	0%
Game Design	0	0%
Geographic Science and Technology	0	0%
History	0	0%
Human Services	0	0%
Industrial Technology	0	0%
Interdisciplinary Studies	0	0%
LECOM Early Acceptance	0	0%
Mathematics	0	0%
Middle School Education	0	0%
Nursing - General	0	0%
Nursing - LPN to Baccalaureate	0	0%
Nursing - RN to Baccalaureate	0	0%
Occupational/Vocational Education	0	0%
Political Science	0	0%
Psychological Science	0	0%
Sociology	0	0%
Special Education	0	0%
Technology Education (Grades 5-12)	0	0%
Total Respondents	10	

4 . Please select your minor from the list below:

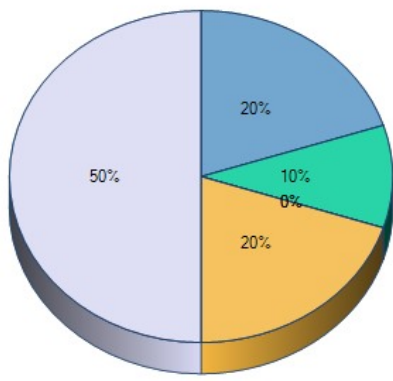


	Response Total	Response Percent
African-American Studies	0	0%
American Studies	0	0%
Art	0	0%
Art History	0	0%
Asian Studies	0	0%



Biology	0	0%
Business Administration	0	0%
Chemistry	0	0%
Communication Studies	0	0%
Computer Science	0	0%
Construction Technology	0	0%
Criminal Justice	0	0%
Deaf Studies	0	0%
Disability Studies	2	29%
Early Childhood Education	0	0%
Economics	0	0%
English Studies - Literature	1	14%
English Studies -- Professional Writing	0	0%
Environmental and Earth Science	0	0%
Film Studies	0	0%
French	0	0%
Game Design	0	0%
Geographic Design	0	0%
History	1	14%
History Secondary Education	0	0%
Industrial Training	0	0%
International Studies	0	0%
Latin	0	0%
Manufacturing Technology	0	0%
Mathematics	0	0%
Mathematics for Education	0	0%
Middle School Education	0	0%
Music	0	0%
Neuroscience, Behavior, and Cognition	0	0%
Peace Studies	0	0%
Philosophy	0	0%
Political Science	0	0%
Psychological Science	2	29%
Romance Languages	0	0%
Social Science	0	0%
Sociology	0	0%
Spanish	0	0%
Special Education	0	0%
Studio Art	0	0%
Theater	1	14%
Women, Gender and Sexuality Studies	0	0%
None	0	0%
Total Respondents	7	
(skipped this question)	3	

5. Please select the student group you most identify with from the list below:



	Response Total	Response Percent
Day Student	5	50%
Evening On Campus Student	2	20%
Evening On-line Student	1	10%
Evening Extended Campus Student	0	0%
Online Student	0	0%
Graduate Student	2	20%
Total Respondents	10	

6. Please rate the following academic experiences at Fitchburg State University:

	Excellent	Very Good	Good	Fair	Poor	Not Applicable	Response Total	Points	Avg
Availability of classes (e.g. time offered, seats open)	25% (2)	37.5% (3)	37.5% (3)	0% (0)	0% (0)	0% (0)	8		
Frequency of course offerings	25% (2)	12.5% (1)	50% (4)	0% (0)	12.5% (1)	0% (0)	8		
Size of classes	50% (4)	37.5% (3)	12.5% (1)	0% (0)	0% (0)	0% (0)	8		
Quality of instruction	25% (2)	50% (4)	25% (2)	0% (0)	0% (0)	0% (0)	8		
Quality of texts and other instructional materials	12.5% (1)	37.5% (3)	37.5% (3)	12.5% (1)	0% (0)	0% (0)	8		
Availability of faculty outside of the classroom	12.5% (1)	50% (4)	25% (2)	12.5% (1)	0% (0)	0% (0)	8		
Timeliness and relevance of course content	12.5% (1)	62.5% (5)	25% (2)	0% (0)	0% (0)	0% (0)	8		
Quality of high impact (outside the classroom) experiences (e.g. internships, practicum, etc.)	25% (2)	75% (6)	0% (0)	0% (0)	0% (0)	0% (0)	8		
Overall level of challenge in the coursework	25% (2)	75% (6)	0% (0)	0% (0)	0% (0)	0% (0)	8		
Match between career goals and course-of-study requirements	62.5% (5)	25% (2)	12.5% (1)	0% (0)	0% (0)	0% (0)	8		
Overall level of faculty advisement	50% (4)	50% (4)	0% (0)	0% (0)	0% (0)	0% (0)	8		
Total Respondents							8		
(skipped this question)							2		

7. Please rate the quality of the facilities and activities offered at Fitchburg State University:

	Excellent	Very Good	Good	Fair	Poor	No Interaction	Response Total	Points	Avg
Classrooms	25% (2)	62.5% (5)	0% (0)	0% (0)	0% (0)	12.5% (1)	8		
Labs	37.5% (3)	0% (0)	12.5% (1)	0% (0)	0% (0)	50% (4)	8		
Other General facilities (e.g. studios, gym)	37.5% (3)	0% (0)	25% (2)	0% (0)	0% (0)	37.5% (3)	8		
Computer Labs	25% (2)	0% (0)	37.5% (3)	0% (0)	0% (0)	37.5% (3)	8		
Library	62.5% (5)	25% (2)	0% (0)	0% (0)	0% (0)	12.5% (1)	8		
Technology in the classroom	12.5% (1)	12.5% (1)	25% (2)	12.5% (1)	0% (0)	37.5% (3)	8		
Online technologies utilized in your classes	25% (2)	37.5% (3)	37.5% (3)	0% (0)	0% (0)	0% (0)	8		
Musical or theatrical performances on-campus	12.5% (1)	0% (0)	0% (0)	0% (0)	0% (0)	87.5% (7)	8		
Intramural athletic offerings	0% (0)	12.5% (1)	0% (0)	0% (0)	0% (0)	87.5% (7)	8		
Intercollegiate athletic events	12.5% (1)	12.5% (1)	0% (0)	0% (0)	0% (0)	75% (6)	8		
Greek Life	0% (0)	12.5% (1)	12.5% (1)	0% (0)	0% (0)	75% (6)	8		
Student Organizations	12.5% (1)	25% (2)	0% (0)	0% (0)	0% (0)	62.5% (5)	8		

Total Respondents **8**
(skipped this question) 2

8. How well did Fitchburg State University prepare you in terms of the following skill sets:

	Very Well	Well	Neutral	Poorly	Very Poorly	Response Total	Points	Avg
Ability to think analytically and logically	50% (4)	50% (4)	0% (0)	0% (0)	0% (0)	8		
Ability to acquire new skills and knowledge on your own	50% (4)	50% (4)	0% (0)	0% (0)	0% (0)	8		
Ability to use the knowledge, ideas, or perspectives gained from your major field	62.5% (5)	37.5% (3)	0% (0)	0% (0)	0% (0)	8		
Ability to orally communicate well	37.5% (3)	62.5% (5)	0% (0)	0% (0)	0% (0)	8		
Ability to judge information/ideas/actions/conclusions based on sources/methods/reasoning	50% (4)	50% (4)	0% (0)	0% (0)	0% (0)	8		
Ability to write effectively	37.5% (3)	62.5% (5)	0% (0)	0% (0)	0% (0)	8		
Ability to use information technology in intellectual and/or professional pursuits	28.57% (2)	71.43% (5)	0% (0)	0% (0)	0% (0)	7		
Ability to understand and appreciate cultural and ethnic differences between people	37.5% (3)	50% (4)	12.5% (1)	0% (0)	0% (0)	8		
Ability to understand international perspectives on economic, political, social, and cultural issues	25% (2)	50% (4)	25% (2)	0% (0)	0% (0)	8		
Ability to gain an understanding of or appreciation for the arts	37.5% (3)	25% (2)	37.5% (3)	0% (0)	0% (0)	8		
Ability to understand and apply quantitative principles and methods	37.5% (3)	50% (4)	12.5% (1)	0% (0)	0% (0)	8		
Ability to understand scientific method	37.5% (3)	37.5% (3)	25% (2)	0% (0)	0% (0)	8		
	Total Respondents					8		
	(skipped this question)					2		

9. How well did Fitchburg State University prepare you for the following personal and professional situational skill sets:

	Very Well	Well	Neutral	Poorly	Very Poorly	Response Total	Points	Avg
Your ability to work as a member of a team or group	37.5% (3)	62.5% (5)	0% (0)	0% (0)	0% (0)	8		
Your ability to get along with people of diverse backgrounds and perspectives	50% (4)	50% (4)	0% (0)	0% (0)	0% (0)	8		
Your ability to lead others effectively	50% (4)	50% (4)	0% (0)	0% (0)	0% (0)	8		
Your ability to evaluate and choose between alternative courses of action	50% (4)	50% (4)	0% (0)	0% (0)	0% (0)	8		
Your awareness of contemporary issues and their causes and consequences	44.44% (4)	55.56% (5)	0% (0)	0% (0)	0% (0)	9		
	Total Respondents					8		
	(skipped this question)					2		

10. We are always looking for feedback to help us with quality and improvements. Is there something you would like to share with us regarding facilities or your program that wasn't captured above?

1. Some classes felt like they would not prepare me for my degree, however most classes were great and so were the professors.								
	Total Respondents					1		
(skipped this question)								9

11. What is your level of agreement with the following statements:

	Strongly Agree	Agree	Neutral	Disagree	Strongly Disagree	No Basis for Judgement	Response Total	Points	Avg
Faculty demonstrated									

commitment to my learning, personal well being and success	57.14% (4)	28.57% (2)	14.29% (1)	0% (0)	0% (0)	0% (0)	7
Administrators (e.g. vice presidents, deans and directors) demonstrated commitment to my learning, personal well being and success	28.57% (2)	57.14% (4)	14.29% (1)	0% (0)	0% (0)	0% (0)	7
Other University staff demonstrated commitment to my learning, personal well being and success	42.86% (3)	57.14% (4)	0% (0)	0% (0)	0% (0)	0% (0)	7
Library resources (e.g. books, database subscriptions, inter-library loan) were adequate for my research and learning needs	28.57% (2)	57.14% (4)	14.29% (1)	0% (0)	0% (0)	0% (0)	7
Library hours and web resource availability were adequate for my research and learning needs	28.57% (2)	57.14% (4)	0% (0)	14.29% (1)	0% (0)	0% (0)	7
Library staff were knowledgeable and demonstrated commitment to my learning and academic success.	28.57% (2)	42.86% (3)	14.29% (1)	14.29% (1)	0% (0)	0% (0)	7
I learned about research strategies and sources of information from the library staff.	28.57% (2)	57.14% (4)	0% (0)	14.29% (1)	0% (0)	0% (0)	7
							Total Respondents 7
							(skipped this question) 3

12. Please rate your overall experience with the following offices, programs and services at Fitchburg State University:

	Very Positive	Mostly Positive	Neutral	Mostly Negative	Very Negative	No Interaction	Was Unaware	Response Total	Points	Avg
Academic Department Office/Staff	42.86% (3)	57.14% (4)	0% (0)	0% (0)	0% (0)	0% (0)	0% (0)	7		
Admissions Office	28.57% (2)	71.43% (5)	0% (0)	0% (0)	0% (0)	0% (0)	0% (0)	7		
Advising Center	42.86% (3)	42.86% (3)	0% (0)	0% (0)	0% (0)	14.29% (1)	0% (0)	7		
Bookstore	57.14% (4)	28.57% (2)	0% (0)	14.29% (1)	0% (0)	0% (0)	0% (0)	7		
Capital Planning and Maintenance (e.g. buildings & grounds)	42.86% (3)	14.29% (1)	14.29% (1)	0% (0)	0% (0)	28.57% (2)	0% (0)	7		
Career Counseling Office	28.57% (2)	28.57% (2)	0% (0)	0% (0)	0% (0)	28.57% (2)	14.29% (1)	7		
Center for Diversity and Inclusiveness	28.57% (2)	28.57% (2)	0% (0)	0% (0)	0% (0)	28.57% (2)	14.29% (1)	7		
Chartwell's Dining Services	14.29% (1)	14.29% (1)	28.57% (2)	0% (0)	0% (0)	42.86% (3)	0% (0)	7		
Commuter Affairs	14.29% (1)	28.57% (2)	14.29% (1)	0% (0)	0% (0)	28.57% (2)	14.29% (1)	7		
Counseling Services	50% (3)	16.67% (1)	0% (0)	0% (0)	0% (0)	16.67% (1)	16.67% (1)	6		
Disability Services	42.86% (3)	0% (0)	0% (0)	0% (0)	0% (0)	57.14% (4)	0% (0)	7		
Financial Aid	28.57% (2)	42.86% (3)	28.57% (2)	0% (0)	0% (0)	0% (0)	0% (0)	7		
Graduate and Continuing Education (GCE)	28.57% (2)	0% (0)	14.29% (1)	0% (0)	0% (0)	57.14% (4)	0% (0)	7		
Health Services	28.57% (2)	14.29% (1)	0% (0)	0% (0)	0% (0)	57.14% (4)	0% (0)	7		
Housing and Residential Services	14.29% (1)	14.29% (1)	0% (0)	14.29% (1)	0% (0)	57.14% (4)	0% (0)	7		
Information Desk (Hammond Hall)	57.14% (4)	0% (0)	0% (0)	0% (0)	0% (0)	42.86% (3)	0% (0)	7		

International Education (e.g. study abroad)	0% (0)	0% (0)	0% (0)	0% (0)	0% (0)	85.71% (6)	14.29% (1)	7
On-campus Job Recruitment	14.29% (1)	0% (0)	0% (0)	0% (0)	0% (0)	71.43% (5)	14.29% (1)	7
One Card	42.86% (3)	42.86% (3)	14.29% (1)	0% (0)	0% (0)	0% (0)	0% (0)	7
Online Services (e.g. financial aid, registration, add/drop)	42.86% (3)	57.14% (4)	0% (0)	0% (0)	0% (0)	0% (0)	0% (0)	7
Parking	0% (0)	14.29% (1)	28.57% (2)	28.57% (2)	28.57% (2)	0% (0)	0% (0)	7
Recreation Services	42.86% (3)	14.29% (1)	0% (0)	0% (0)	0% (0)	28.57% (2)	14.29% (1)	7
Registrar's Office	42.86% (3)	42.86% (3)	0% (0)	14.29% (1)	0% (0)	0% (0)	0% (0)	7
Shuttle Service	14.29% (1)	0% (0)	14.29% (1)	14.29% (1)	0% (0)	28.57% (2)	28.57% (2)	7
Student Accounts	42.86% (3)	28.57% (2)	28.57% (2)	0% (0)	0% (0)	0% (0)	0% (0)	7
Student Development Office	42.86% (3)	14.29% (1)	14.29% (1)	0% (0)	0% (0)	14.29% (1)	14.29% (1)	7
Technology Help Desk	42.86% (3)	28.57% (2)	28.57% (2)	0% (0)	0% (0)	0% (0)	0% (0)	7
Tutor Center	28.57% (2)	14.29% (1)	0% (0)	0% (0)	0% (0)	57.14% (4)	0% (0)	7
University Catalog	28.57% (2)	28.57% (2)	0% (0)	0% (0)	0% (0)	42.86% (3)	0% (0)	7
University Email	42.86% (3)	42.86% (3)	14.29% (1)	0% (0)	0% (0)	0% (0)	0% (0)	7
University Police	42.86% (3)	28.57% (2)	0% (0)	0% (0)	0% (0)	28.57% (2)	0% (0)	7
University Website	25% (2)	50% (4)	12.5% (1)	0% (0)	0% (0)	12.5% (1)	0% (0)	8
Veteran Services	0% (0)	28.57% (2)	0% (0)	0% (0)	0% (0)	71.43% (5)	0% (0)	7
Volunteer Center	14.29% (1)	0% (0)	0% (0)	0% (0)	0% (0)	71.43% (5)	14.29% (1)	7
Total Respondents								7
(skipped this question)								3

13. Is there something that you would like to share with us regarding our faculty, staff, or administrators that wasn't captured in the questions above?

[No Answer Entered]

No responses were entered for this question.

Total Respondents 0

(skipped this question) 10

14. Is there something you would like to share with us regarding our offices, programs and services at Fitchburg State University that wasn't captured in the questions above?

1. As a commuter, Parking is very difficult.

Total Respondents 1

(skipped this question) 9

15. Please select your level of agreement with the following statements:

	Very High	High	Average	Low	Very Low	Response Total	Points	Avg
Overall satisfaction with my experience with Fitchburg State University	42.86% (3)	57.14% (4)	0% (0)	0% (0)	0% (0)	7		
Likelihood that I will recommend the University to others	85.71% (6)	14.29% (1)	0% (0)	0% (0)	0% (0)	7		
Likelihood that I will stay connected to the campus after completion of my degree	28.57% (2)	28.57% (2)	28.57% (2)	0% (0)	14.29% (1)	7		
Total Respondents						7		
(skipped this question)								3

16. As we have stated previously, we are always looking for feedback that will help us improve. Is there something more you would like to share with us about your overall experience at Fitchburg State University?

1. I enjoyed my time at Fitchburg and learned a lot. As stated previously, some classes felt useless or repetitive but for the most part I learned a lot.

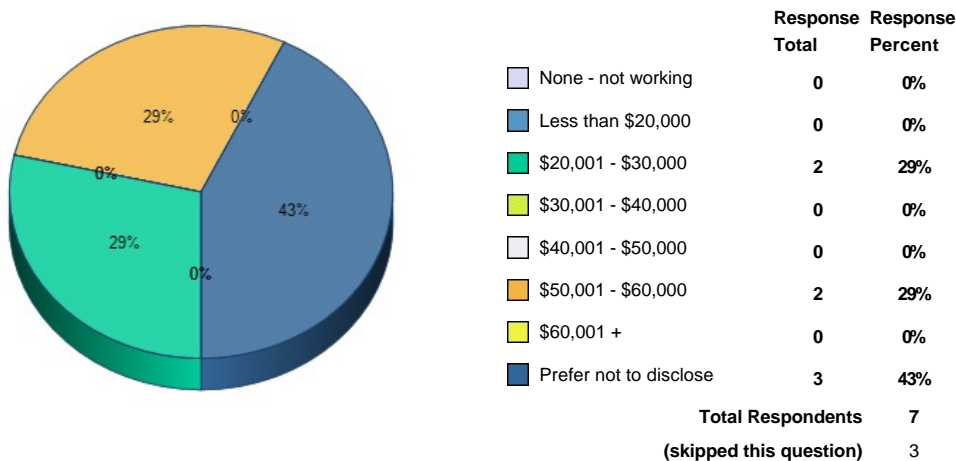
Total Respondents 1

(skipped this question) 9

17. As you prepare to leave Fitchburg State University, we would like to know about your short-term plans. Please mark each of the following as they relate to you currently.

	Yes	No	Not Applicable	Response Total	Points	Avg
I am currently employed or have a job offer in a field closely related to my current program of study	71.43% (5)	14.29% (1)	14.29% (1)	7		
I am currently employed or have a job offer in a field that is not related to my current program of study	16.67% (1)	33.33% (2)	50% (3)	6		
I am searching for employment in a field closely related to my current program of study	50% (3)	16.67% (1)	33.33% (2)	6		
I am searching for employment in a field not closely related to my current program of study	16.67% (1)	50% (3)	33.33% (2)	6		
I have been accepted into a graduate program to continue my education at Fitchburg State University	0% (0)	33.33% (2)	66.67% (4)	6		
I have been accepted into a graduate or doctoral program to continue my education at another institution	0% (0)	33.33% (2)	66.67% (4)	6		
I am not planning to continue my education at this time	33.33% (2)	0% (0)	66.67% (4)	6		
I am pursuing the military	0% (0)	16.67% (1)	83.33% (5)	6		
			Total Respondents	7		
			(skipped this question)	3		

18. What is your current or expected (if you are just starting a new position) annual salary?



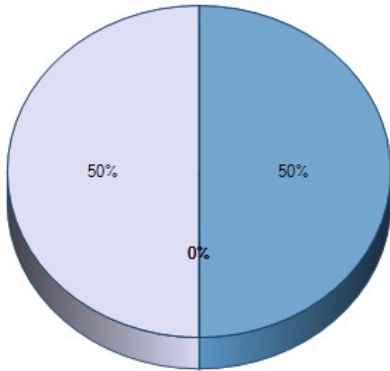
19. How would you rate the importance of the following while attending Fitchburg State University:

	Very Important	Important	Neutral	Unimportant	Very Unimportant	Response Total	Points	Avg
Small, New England campus	71.43% (5)	28.57% (2)	0% (0)	0% (0)	0% (0)	7		
Low student-to-faculty ratio	83.33% (5)	0% (0)	16.67% (1)	0% (0)	0% (0)	6		
Accessible to my work/home/family	85.71% (6)	14.29% (1)	0% (0)	0% (0)	0% (0)	7		
Close-knit, friendly culture	66.67% (4)	33.33% (2)	0% (0)	0% (0)	0% (0)	6		
Diversity of student body	42.86% (3)	28.57% (2)	28.57% (2)	0% (0)	0% (0)	7		
Academic program(s)	71.43% (5)	14.29% (1)	14.29% (1)	0% (0)	0% (0)	7		
Affordability	85.71% (6)	0% (0)	14.29% (1)	0% (0)	0% (0)	7		
Faculty	71.43% (5)	14.29% (1)	14.29% (1)	0% (0)	0% (0)	7		
Residential life	0% (0)	66.67% (4)	0% (0)	16.67% (1)	16.67% (1)	6		
Facilities	42.86% (3)	42.86% (3)	0% (0)	0% (0)	14.29% (1)	7		
Financial Aid	71.43% (5)	28.57% (2)	0% (0)	0% (0)	0% (0)	7		
Many activities in the region	0% (0)	50% (3)	16.67% (1)	16.67% (1)	16.67% (1)	6		

Services/support to first generation students	57.14% (4)	28.57% (2)	0% (0)	0% (0)	14.29% (1)	7
Volunteer opportunities	0% (0)	33.33% (2)	50% (3)	0% (0)	16.67% (1)	6
Athletics	0% (0)	33.33% (2)	33.33% (2)	0% (0)	33.33% (2)	6
Military-friendly	33.33% (2)	33.33% (2)	16.67% (1)	0% (0)	16.67% (1)	6
LGBTQ-friendly	57.14% (4)	14.29% (1)	14.29% (1)	0% (0)	14.29% (1)	7
Honors Program	50% (3)	0% (0)	33.33% (2)	0% (0)	16.67% (1)	6
Employment prospects	50% (3)	16.67% (1)	16.67% (1)	0% (0)	16.67% (1)	6
Internships	66.67% (4)	0% (0)	16.67% (1)	0% (0)	16.67% (1)	6
Study Abroad opportunities	16.67% (1)	33.33% (2)	33.33% (2)	0% (0)	16.67% (1)	6
ROTC/National Guard	33.33% (2)	0% (0)	50% (3)	0% (0)	16.67% (1)	6

Total Respondents 7
(skipped this question) 3

20. How many times did you change your major at Fitchburg State University?



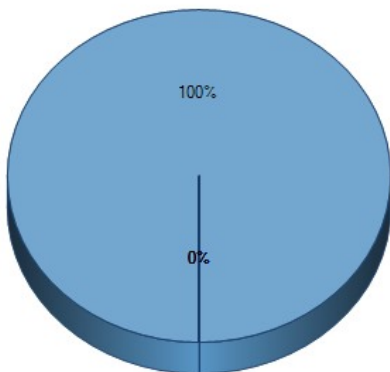
	Response Total	Response Percent
None	3	50%
Once	3	50%
2 Times	0	0%
3 times	0	0%
More than 3 times	0	0%
Total Respondents	6	
(skipped this question)	4	

21. As you finish your degree journey at Fitchburg State University, we would like to know how much your time here has impacted your growth. Please select the answer that best fits our impact on your growth below.

	Very Significant	Significant	No Change	Insignificant	Very Insignificant	Response Total	Points	Avg
Academic Growth (broadened your perception of the need to learn)	71.43% (5)	14.29% (1)	14.29% (1)	0% (0)	0% (0)	7		
Personal Growth	71.43% (5)	14.29% (1)	14.29% (1)	0% (0)	0% (0)	7		
Professional Growth (broaden your understanding of the need to continue to learn to achieve your career goals)	85.71% (6)	14.29% (1)	0% (0)	0% (0)	0% (0)	7		

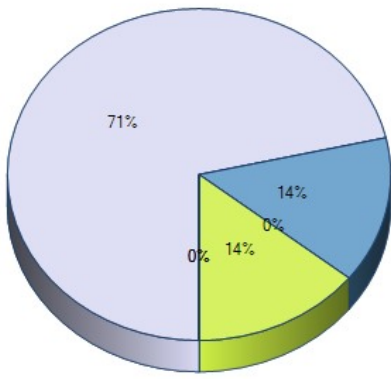
Total Respondents 7
(skipped this question) 3

22. To which gender identity do you most identify?



	Response Total	Response Percent
Male	0	0%
Female	7	100%
Transgender Male	0	0%
Transgender Female	0	0%
Do not identify as female, male or transgender	0	0%
Total Respondents	7	
(skipped this question)	3	

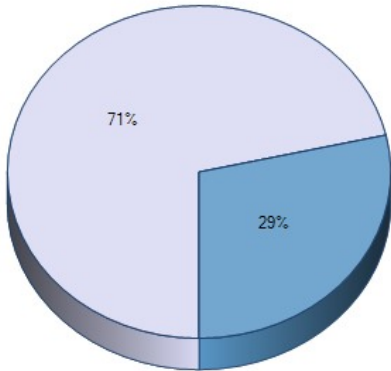
23. To which racial heritage do you predominantly identify?



Response	Total	Percent
White/Caucasian	5	71%
Asian	1	14%
Hispanic/Latino	0	0%
Black/African American	1	14%
American Indian	0	0%
Other	0	0%

Total Respondents 7
(skipped this question) 3

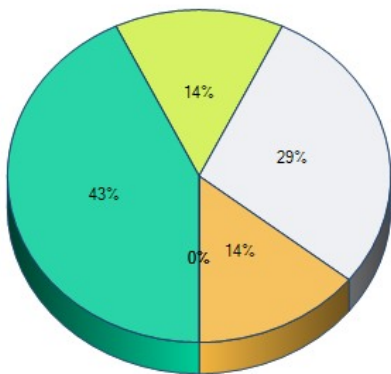
24. During your time at the University, did you attend full-time or part-time?



Response	Total	Percent
Full-time	5	71%
Part-time	2	29%

Total Respondents 7
(skipped this question) 3

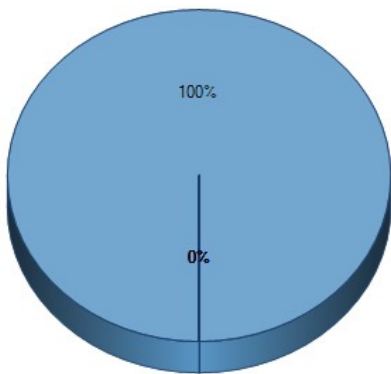
25. During your time at the University, approximately how many hours did you work per week?



Response	Total	Percent
0	0	0%
1 - 10	0	0%
11 - 20	3	43%
21 - 30	1	14%
31 - 40	2	29%
40+	1	14%

Total Respondents 7
(skipped this question) 3

26. How many dependents do you have (not including yourself)?



Response	Total	Percent
1	0	0%
2	2	100%
3	0	0%
4	0	0%
5	0	0%
5+	0	0%

Total Respondents 2
(skipped this question) 8