

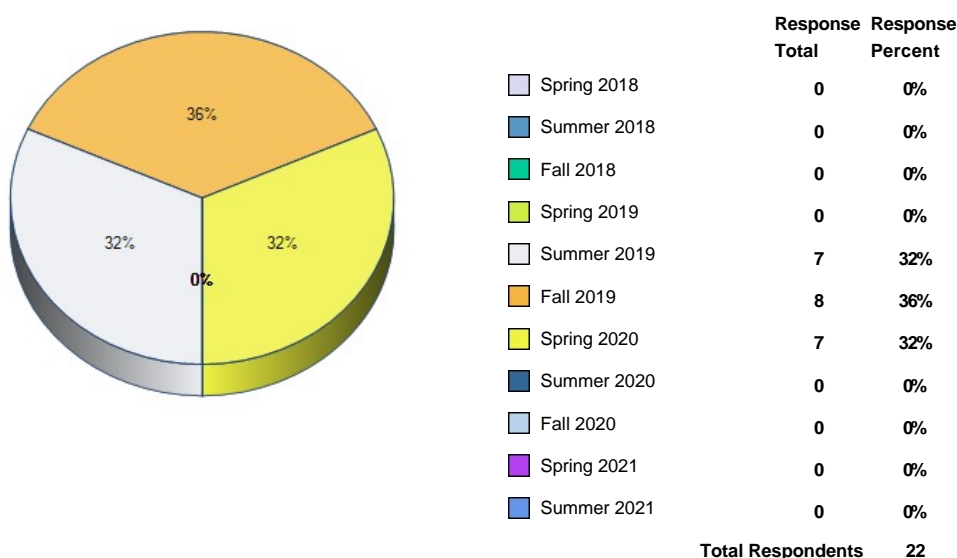
[Export Data CSV](#)

Graduating Student Feedback 2019 & 2020

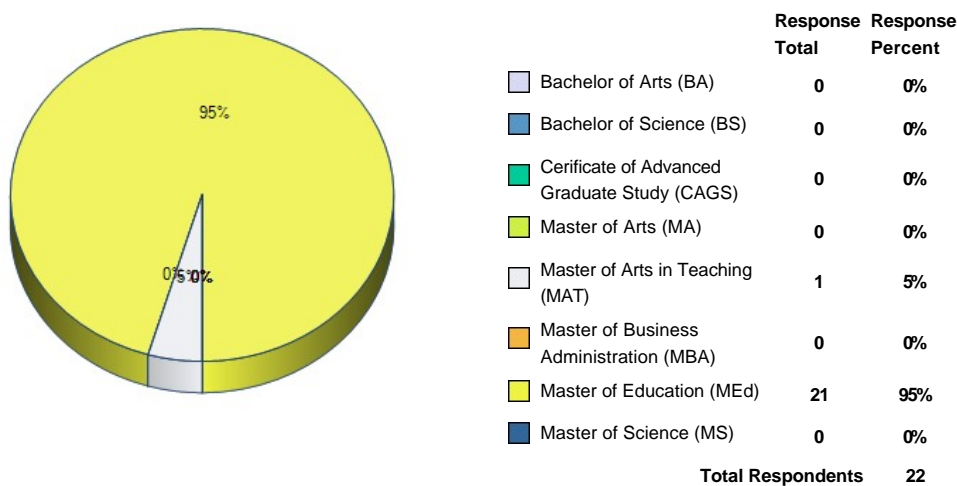
Survey Title: Graduating Student Feedback

Responses By Question Analysis:

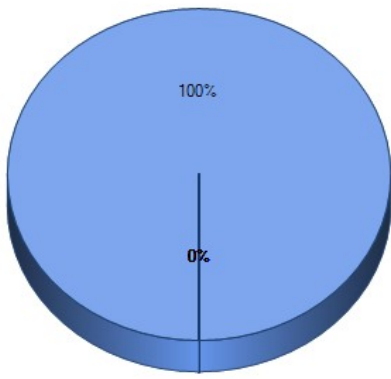
1. Please select the semester will you complete your program requirements from the list below:



2. Please select the Degree you are currently completing at Fitchburg State University from the list below:

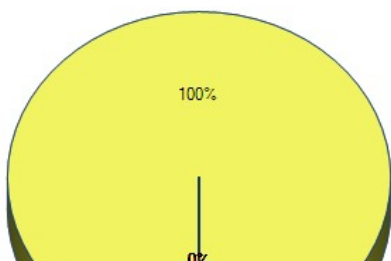


3. Please select the major field your studied for your degree:

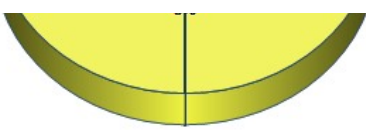












































	Response Total	Response Percent
Arts Education (MEd only)	0	0%
Biology	0	0%
Business Administration	0	0%
Chemistry	0	0%
Clinical Mental Health Counseling	0	0%
Communication (MS only)	0	0%
Communications Media	0	0%
Computer Information Systems	0	0%
Computer Science	0	0%
Criminal Justice	0	0%
Curriculum and Teaching	22	100%
Early Childhood Education	0	0%
Educational Leadership	0	0%
Economics	0	0%
Elementary Education	0	0%
English Studies	0	0%
Environmental and Earth Science	0	0%
Exercise and Sports Science	0	0%
Game Design	0	0%
Geographic Science and Technology	0	0%
History	0	0%
Human Services	0	0%
Industrial Technology	0	0%
Interdisciplinary Studies	0	0%
LECOM Early Acceptance	0	0%
Mathematics	0	0%
Middle School Education	0	0%
Nursing - General	0	0%
Nursing - LPN to Baccalaureate	0	0%
Nursing - RN to Baccalaureate	0	0%
Occupational/Vocational Education	0	0%
Political Science	0	0%
Psychological Science	0	0%
Sociology	0	0%
Special Education	0	0%
Technology Education (Grades 5-12)	0	0%
Total Respondents	22	

4 . Please select your minor from the list below:

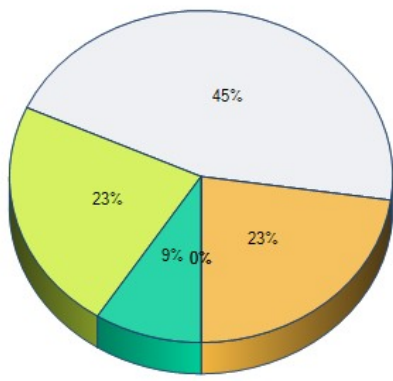


	Response Total	Response Percent
African-American Studies	0	0%
American Studies	0	0%
Art	0	0%
Art History	0	0%
Asian Studies	0	0%



 Biology	0	0%
 Business Administration	1	100%
 Chemistry	0	0%
 Communication Studies	0	0%
 Computer Science	0	0%
 Construction Technology	0	0%
 Criminal Justice	0	0%
 Deaf Studies	0	0%
 Disability Studies	0	0%
 Early Childhood Education	0	0%
 Economics	0	0%
 English Studies - Literature	0	0%
 English Studies -- Professional Writing	0	0%
 Environmental and Earth Science	0	0%
 Film Studies	0	0%
 French	0	0%
 Game Design	0	0%
 Geographic Design	0	0%
 History	0	0%
 History Secondary Education	0	0%
 Industrial Training	0	0%
 International Studies	0	0%
 Latin	0	0%
 Manufacturing Technology	0	0%
 Mathematics	0	0%
 Mathematics for Education	0	0%
 Middle School Education	0	0%
 Music	0	0%
 Neuroscience, Behavior, and Cognition	0	0%
 Peace Studies	0	0%
 Philosophy	0	0%
 Political Science	0	0%
 Psychological Science	0	0%
 Romance Languages	0	0%
 Social Science	0	0%
 Sociology	0	0%
 Spanish	0	0%
 Special Education	0	0%
 Studio Art	0	0%
 Theater	0	0%
 Women, Gender and Sexuality Studies	0	0%
 None	0	0%
Total Respondents	1	
(skipped this question)	21	

5. Please select the student group you most identify with from the list below:



	Response Total	Response Percent
Day Student	0	0%
Evening On Campus Student	0	0%
Evening On-line Student	2	9%
Evening Extended Campus Student	5	23%
Online Student	10	45%
Graduate Student	5	23%
Total Respondents	22	

6. Please rate the following academic experiences at Fitchburg State University:

	Excellent	Very Good	Good	Fair	Poor	Not Applicable	Response Total	Points	Avg
Availability of classes (e.g. time offered, seats open)	37.5% (6)	50% (8)	0% (0)	12.5% (2)	0% (0)	0% (0)	16		
Frequency of course offerings	25% (4)	31.25% (5)	12.5% (2)	25% (4)	6.25% (1)	0% (0)	16		
Size of classes	26.67% (4)	53.33% (8)	6.67% (1)	6.67% (1)	0% (0)	6.67% (1)	15		
Quality of instruction	25% (4)	43.75% (7)	25% (4)	6.25% (1)	0% (0)	0% (0)	16		
Quality of texts and other instructional materials	12.5% (2)	50% (8)	25% (4)	6.25% (1)	6.25% (1)	0% (0)	16		
Availability of faculty outside of the classroom	26.67% (4)	26.67% (4)	26.67% (4)	6.67% (1)	0% (0)	13.33% (2)	15		
Timeliness and relevance of course content	31.25% (5)	50% (8)	12.5% (2)	6.25% (1)	0% (0)	0% (0)	16		
Quality of high impact (outside the classroom) experiences (e.g. internships, practicum, etc.)	31.25% (5)	25% (4)	6.25% (1)	6.25% (1)	0% (0)	31.25% (5)	16		
Overall level of challenge in the coursework	31.25% (5)	37.5% (6)	18.75% (3)	0% (0)	12.5% (2)	0% (0)	16		
Match between career goals and course-of-study requirements	37.5% (6)	50% (8)	6.25% (1)	0% (0)	6.25% (1)	0% (0)	16		
Overall level of faculty advisement	25% (4)	43.75% (7)	31.25% (5)	0% (0)	0% (0)	0% (0)	16		
Total Respondents							16		
(skipped this question)							6		

7. Please rate the quality of the facilities and activities offered at Fitchburg State University:

	Excellent	Very Good	Good	Fair	Poor	No Interaction	Response Total	Points	Avg
Classrooms	12.5% (2)	18.75% (3)	0% (0)	0% (0)	0% (0)	68.75% (11)	16		
Labs	6.25% (1)	12.5% (2)	0% (0)	0% (0)	0% (0)	81.25% (13)	16		
Other General facilities (e.g. studios, gym)	6.25% (1)	6.25% (1)	0% (0)	0% (0)	0% (0)	87.5% (14)	16		
Computer Labs	12.5% (2)	6.25% (1)	0% (0)	0% (0)	0% (0)	81.25% (13)	16		
Library	12.5% (2)	18.75% (3)	0% (0)	0% (0)	0% (0)	68.75% (11)	16		
Technology in the classroom	12.5% (2)	12.5% (2)	6.25% (1)	0% (0)	0% (0)	68.75% (11)	16		
Online technologies utilized in your classes	12.5% (2)	12.5% (2)	31.25% (5)	0% (0)	0% (0)	43.75% (7)	16		
Musical or theatrical performances on-campus	6.25% (1)	6.25% (1)	0% (0)	0% (0)	0% (0)	87.5% (14)	16		
Intramural athletic offerings	6.25% (1)	6.25% (1)	0% (0)	0% (0)	0% (0)	87.5% (14)	16		
Intercollegiate athletic events	6.25% (1)	6.25% (1)	0% (0)	0% (0)	0% (0)	87.5% (14)	16		
Greek Life	6.25% (1)	6.25% (1)	0% (0)	0% (0)	0% (0)	87.5% (14)	16		

Student Organizations	6.25% (1)	6.25% (1)	0% (0)	0% (0)	0% (0)	87.5% (14)	16
	Total Respondents						16
	(skipped this question)						6

8. How well did Fitchburg State University prepare you in terms of the following skill sets:

	Very Well	Well	Neutral	Poorly	Very Poorly	Response Total	Points	Avg	
Ability to think analytically and logically	43.75% (7)	37.5% (6)	12.5% (2)	6.25% (1)	0% (0)	16			
Ability to acquire new skills and knowledge on your own	37.5% (6)	43.75% (7)	18.75% (3)	0% (0)	0% (0)	16			
Ability to use the knowledge, ideas, or perspectives gained from your major field	56.25% (9)	37.5% (6)	6.25% (1)	0% (0)	0% (0)	16			
Ability to orally communicate well	57.14% (8)	28.57% (4)	14.29% (2)	0% (0)	0% (0)	14			
Ability to judge information/ideas/actions/conclusions based on sources/methods/reasoning	56.25% (9)	31.25% (5)	12.5% (2)	0% (0)	0% (0)	16			
Ability to write effectively	43.75% (7)	50% (8)	6.25% (1)	0% (0)	0% (0)	16			
Ability to use information technology in intellectual and/or professional pursuits	56.25% (9)	31.25% (5)	12.5% (2)	0% (0)	0% (0)	16			
Ability to understand and appreciate cultural and ethnic differences between people	43.75% (7)	37.5% (6)	18.75% (3)	0% (0)	0% (0)	16			
Ability to understand international perspectives on economic, political, social, and cultural issues	43.75% (7)	31.25% (5)	18.75% (3)	6.25% (1)	0% (0)	16			
Ability to gain an understanding of or appreciation for the arts	43.75% (7)	12.5% (2)	31.25% (5)	6.25% (1)	6.25% (1)	16			
Ability to understand and apply quantitative principles and methods	43.75% (7)	37.5% (6)	12.5% (2)	6.25% (1)	0% (0)	16			
Ability to understand scientific method	33.33% (5)	33.33% (5)	20% (3)	6.67% (1)	6.67% (1)	15			
	Total Respondents						16		
	(skipped this question)						6		

9. How well did Fitchburg State University prepare you for the following personal and professional situational skill sets:

	Very Well	Well	Neutral	Poorly	Very Poorly	Response Total	Points	Avg	
Your ability to work as a member of a team or group	56.25% (9)	18.75% (3)	25% (4)	0% (0)	0% (0)	16			
Your ability to get along with people of diverse backgrounds and perspectives	56.25% (9)	25% (4)	18.75% (3)	0% (0)	0% (0)	16			
Your ability to lead others effectively	53.33% (8)	13.33% (2)	33.33% (5)	0% (0)	0% (0)	15			
Your ability to evaluate and choose between alternative courses of action	56.25% (9)	31.25% (5)	12.5% (2)	0% (0)	0% (0)	16			
Your awareness of contemporary issues and their causes and consequences	56.25% (9)	25% (4)	18.75% (3)	0% (0)	0% (0)	16			
	Total Respondents						16		
	(skipped this question)						6		

10. We are always looking for feedback to help us with quality and improvements. Is there something you would like to share with us regarding facilities or your program that wasn't captured above?

- No
- N/A
- Distance learning takes a great deal of effort to find what you need. The technology can be challenging. There are supports in place but you have to know where to look for them. I was able to get in contact with an advisor through my school union. I got it done with his help. Very proud of my accomplishment. Thank you for providing a practical and affordable way to complete my degree!
- Catherine Leahy-Brine Educational Consultants is an amazing program. I am so lucky that FSU is partnered with them. I wouldn't have chosen FSU for my graduate program if I hadn't found the flexibility that CLB offers.
- The sequence of courses for my AOL program was changed half way through which lead to some difficulty accessing courses in a timely/sequential manner.

6. My worst experience was with my advisor. Trying to get him to respond and come to a solution was extremely difficult and upsetting. He was very disorganized and frustrating to interact with. I also didn't appreciate how some courses were only offered once a calendar year. They should be at least offered twice a year for those who enroll at a specific time of year or need the flexibility in the schedule.
7. The last class I needed to take was cancelled so I had to wait 3 months to take the last class I needed.

Total Respondents 7

(skipped this question) 15

11. What is your level of agreement with the following statements:

	Strongly Agree	Agree	Neutral	Disagree	Strongly Disagree	No Basis for Judgement	Response Total	Points	Avg	
Faculty demonstrated commitment to my learning, personal well being and success	50% (7)	42.86% (6)	7.14% (1)	0% (0)	0% (0)	0% (0)	14			
Administrators (e.g. vice presidents, deans and directors) demonstrated commitment to my learning, personal well being and success	28.57% (4)	28.57% (4)	7.14% (1)	0% (0)	7.14% (1)	28.57% (4)	14			
Other University staff demonstrated commitment to my learning, personal well being and success	21.43% (3)	28.57% (4)	14.29% (2)	0% (0)	0% (0)	35.71% (5)	14			
Library resources (e.g. books, database subscriptions, inter-library loan) were adequate for my research and learning needs	28.57% (4)	42.86% (6)	7.14% (1)	0% (0)	0% (0)	21.43% (3)	14			
Library hours and web resource availability were adequate for my research and learning needs	28.57% (4)	42.86% (6)	7.14% (1)	0% (0)	0% (0)	21.43% (3)	14			
Library staff were knowledgeable and demonstrated commitment to my learning and academic success.	28.57% (4)	21.43% (3)	7.14% (1)	0% (0)	0% (0)	42.86% (6)	14			
I learned about research strategies and sources of information from the library staff.	28.57% (4)	14.29% (2)	21.43% (3)	0% (0)	0% (0)	35.71% (5)	14			
	Total Respondents							14		
	(skipped this question)							8		

12. Please rate your overall experience with the following offices, programs and services at Fitchburg State University:

	Very Positive	Mostly Positive	Neutral	Mostly Negative	Very Negative	No Interaction	Was Unaware	Response Total	Points	Avg
Academic Department Office/Staff	50% (7)	7.14% (1)	14.29% (2)	0% (0)	0% (0)	28.57% (4)	0% (0)	14		
Admissions Office	42.86% (6)	14.29% (2)	21.43% (3)	0% (0)	0% (0)	21.43% (3)	0% (0)	14		
Advising Center	28.57% (4)	14.29% (2)	14.29% (2)	0% (0)	0% (0)	35.71% (5)	7.14% (1)	14		
Bookstore	21.43% (3)	0% (0)	7.14% (1)	0% (0)	0% (0)	64.29% (9)	7.14% (1)	14		
Capital Planning and Maintenance (e.g. buildings & grounds)	7.14% (1)	0% (0)	7.14% (1)	0% (0)	0% (0)	71.43% (10)	14.29% (2)	14		
Career Counseling Office	7.14% (1)	0% (0)	7.14% (1)	0% (0)	0% (0)	71.43% (10)	14.29% (2)	14		
Center for Diversity and Inclusiveness	7.14% (1)	0% (0)	7.14% (1)	0% (0)	0% (0)	71.43% (10)	14.29% (2)	14		
Chartwell's Dining Services	7.14% (1)	0% (0)	7.14% (1)	0% (0)	0% (0)	71.43% (10)	14.29% (2)	14		
Commuter Affairs	7.14% (1)	0% (0)	7.14% (1)	0% (0)	0% (0)	71.43% (10)	14.29% (2)	14		

Counseling Services	7.14% (1)	0% (0)	7.14% (1)	0% (0)	0% (0)	71.43% (10)	14.29% (2)	14
Disability Services	7.14% (1)	0% (0)	7.14% (1)	0% (0)	0% (0)	71.43% (10)	14.29% (2)	14
Financial Aid	21.43% (3)	0% (0)	14.29% (2)	0% (0)	0% (0)	50% (7)	14.29% (2)	14
Graduate and Continuing Education (GCE)	57.14% (8)	28.57% (4)	7.14% (1)	0% (0)	0% (0)	7.14% (1)	0% (0)	14
Health Services	7.14% (1)	0% (0)	7.14% (1)	0% (0)	0% (0)	71.43% (10)	14.29% (2)	14
Housing and Residential Services	7.14% (1)	0% (0)	7.14% (1)	0% (0)	0% (0)	71.43% (10)	14.29% (2)	14
Information Desk (Hammond Hall)	7.14% (1)	0% (0)	7.14% (1)	0% (0)	0% (0)	71.43% (10)	14.29% (2)	14
International Education (e.g. study abroad)	7.14% (1)	0% (0)	7.14% (1)	0% (0)	0% (0)	71.43% (10)	14.29% (2)	14
On-campus Job Recruitment	7.14% (1)	0% (0)	7.14% (1)	0% (0)	0% (0)	71.43% (10)	14.29% (2)	14
One Card	7.14% (1)	0% (0)	7.14% (1)	0% (0)	0% (0)	71.43% (10)	14.29% (2)	14
Online Services (e.g. financial aid, registration, add/drop)	42.86% (6)	28.57% (4)	14.29% (2)	0% (0)	0% (0)	14.29% (2)	0% (0)	14
Parking	14.29% (2)	0% (0)	7.14% (1)	0% (0)	0% (0)	64.29% (9)	14.29% (2)	14
Recreation Services	7.14% (1)	0% (0)	7.14% (1)	0% (0)	0% (0)	71.43% (10)	14.29% (2)	14
Registrar's Office	35.71% (5)	21.43% (3)	7.14% (1)	0% (0)	0% (0)	35.71% (5)	0% (0)	14
Shuttle Service	7.14% (1)	0% (0)	7.14% (1)	0% (0)	0% (0)	71.43% (10)	14.29% (2)	14
Student Accounts	33.33% (5)	6.67% (1)	6.67% (1)	0% (0)	0% (0)	53.33% (8)	0% (0)	15
Student Development Office	14.29% (2)	0% (0)	7.14% (1)	0% (0)	0% (0)	64.29% (9)	14.29% (2)	14
Technology Help Desk	35.71% (5)	7.14% (1)	14.29% (2)	0% (0)	0% (0)	35.71% (5)	7.14% (1)	14
Tutor Center	7.14% (1)	0% (0)	7.14% (1)	0% (0)	0% (0)	71.43% (10)	14.29% (2)	14
University Catalog	7.14% (1)	21.43% (3)	14.29% (2)	0% (0)	0% (0)	50% (7)	7.14% (1)	14
University Email	35.71% (5)	21.43% (3)	14.29% (2)	0% (0)	0% (0)	28.57% (4)	0% (0)	14
University Police	7.14% (1)	0% (0)	7.14% (1)	0% (0)	0% (0)	71.43% (10)	14.29% (2)	14
University Website	35.71% (5)	21.43% (3)	21.43% (3)	0% (0)	0% (0)	21.43% (3)	0% (0)	14
Veteran Services	14.29% (2)	0% (0)	7.14% (1)	0% (0)	0% (0)	64.29% (9)	14.29% (2)	14
Volunteer Center	7.14% (1)	0% (0)	7.14% (1)	0% (0)	0% (0)	71.43% (10)	14.29% (2)	14
Total Respondents								14
(skipped this question)								8

13. Is there something that you would like to share with us regarding our faculty, staff, or administrators that wasn't captured in the questions above?

1. N/A

Total Respondents 1

(skipped this question) 21

14. Is there something you would like to share with us regarding our offices, programs and services at Fitchburg State University that wasn't captured in the questions above?

1. It would be helpful to have payment plans for Summer courses, for struggling divorcee students like myself.

2. The Collaborative is an amazingly easy and affordable way to complete your degree.

Total Respondents 2

(skipped this question) 20

15. Please select your level of agreement with the following statements:

	Very High	High	Average	Low	Very Low	Response Total	Points	Avg
Overall satisfaction with my experience with Fitchburg State University	46.67% (7)	53.33% (8)	0% (0)	0% (0)	0% (0)	15		
Likelihood that I will recommend the University to others	53.33% (8)	46.67% (7)	0% (0)	0% (0)	0% (0)	15		
Likelihood that I will stay								

connected to the campus after completion of my degree 26.67% (4) 20% (3) 26.67% (4) 20% (3) 6.67% (1) 15

Total Respondents 15
(skipped this question) 7

16. As we have stated previously, we are always looking for feedback that will help us improve. Is there something more you would like to share with us about your overall experience at Fitchburg State University?

1. N/A

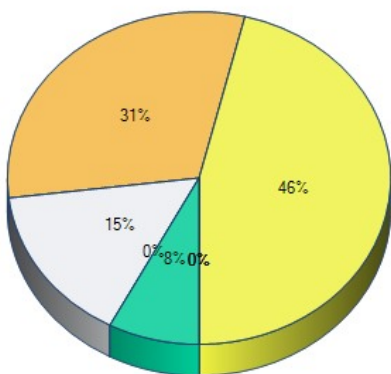
Total Respondents 1

(skipped this question) 21

17. As you prepare to leave Fitchburg State University, we would like to know about your short-term plans. Please mark each of the following as they relate to you currently.

	Yes	No	Not Applicable	Response Total	Points	Avg
I am currently employed or have a job offer in a field closely related to my current program of study	93.33% (14)	6.67% (1)	0% (0)	15		
I am currently employed or have a job offer in a field that is not related to my current program of study	18.75% (3)	43.75% (7)	37.5% (6)	16		
I am searching for employment in a field closely related to my current program of study	6.25% (1)	50% (8)	43.75% (7)	16		
I am searching for employment in a field not closely related to my current program of study	6.25% (1)	50% (8)	43.75% (7)	16		
I have been accepted into a graduate program to continue my education at Fitchburg State University	7.14% (1)	35.71% (5)	57.14% (8)	14		
I have been accepted into a graduate or doctoral program to continue my education at another institution	7.14% (1)	42.86% (6)	50% (7)	14		
I am not planning to continue my education at this time	28.57% (4)	21.43% (3)	50% (7)	14		
I am pursuing the military	14.29% (2)	35.71% (5)	50% (7)	14		
Total Respondents				15		
(skipped this question)				7		

18. What is your current or expected (if you are just starting a new position) annual salary?



	Response Total	Response Percent
None - not working	0	0%
Less than \$20,000	0	0%
\$20,001 - \$30,000	1	8%
\$30,001 - \$40,000	0	0%
\$40,001 - \$50,000	2	15%
\$50,001 - \$60,000	4	31%
\$60,001 +	6	46%
Prefer not to disclose	0	0%
Total Respondents	13	
(skipped this question)	9	

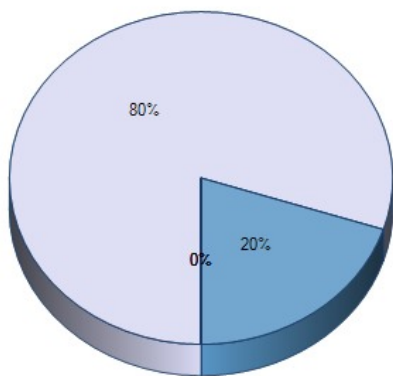
19. How would you rate the importance of the following while attending Fitchburg State University:

	Very Important	Important	Neutral	Unimportant	Very Unimportant	Response Total	Points	Avg
Small, New England campus	15.38% (2)	30.77% (4)	46.15% (6)	0% (0)	7.69% (1)	13		

Low student-to-faculty ratio	30.77% (4)	30.77% (4)	30.77% (4)	0% (0)	7.69% (1)	13
Accessible to my work/home/family	38.46% (5)	30.77% (4)	23.08% (3)	7.69% (1)	0% (0)	13
Close-knit, friendly culture	7.69% (1)	30.77% (4)	53.85% (7)	0% (0)	7.69% (1)	13
Diversity of student body	7.69% (1)	15.38% (2)	61.54% (8)	7.69% (1)	7.69% (1)	13
Academic program(s)	46.15% (6)	23.08% (3)	23.08% (3)	7.69% (1)	0% (0)	13
Affordability	46.15% (6)	38.46% (5)	15.38% (2)	0% (0)	0% (0)	13
Faculty	30.77% (4)	30.77% (4)	30.77% (4)	0% (0)	7.69% (1)	13
Residential life	7.69% (1)	7.69% (1)	53.85% (7)	7.69% (1)	23.08% (3)	13
Facilities	7.69% (1)	15.38% (2)	61.54% (8)	7.69% (1)	7.69% (1)	13
Financial Aid	46.15% (6)	7.69% (1)	30.77% (4)	7.69% (1)	7.69% (1)	13
Many activities in the region	7.69% (1)	0% (0)	69.23% (9)	7.69% (1)	15.38% (2)	13
Services/support to first generation students	15.38% (2)	0% (0)	53.85% (7)	7.69% (1)	23.08% (3)	13
Volunteer opportunities	7.69% (1)	7.69% (1)	53.85% (7)	7.69% (1)	23.08% (3)	13
Athletics	7.69% (1)	7.69% (1)	53.85% (7)	7.69% (1)	23.08% (3)	13
Military-friendly	15.38% (2)	7.69% (1)	53.85% (7)	0% (0)	23.08% (3)	13
LGBTQ-friendly	23.08% (3)	0% (0)	53.85% (7)	7.69% (1)	15.38% (2)	13
Honors Program	23.08% (3)	0% (0)	53.85% (7)	7.69% (1)	15.38% (2)	13
Employment prospects	23.08% (3)	0% (0)	61.54% (8)	7.69% (1)	7.69% (1)	13
Internships	23.08% (3)	0% (0)	46.15% (6)	7.69% (1)	23.08% (3)	13
Study Abroad opportunities	7.69% (1)	15.38% (2)	46.15% (6)	7.69% (1)	23.08% (3)	13
ROTC/National Guard	15.38% (2)	0% (0)	53.85% (7)	7.69% (1)	23.08% (3)	13

Total Respondents 13
(skipped this question) 9

20. How many times did you change your major at Fitchburg State University?



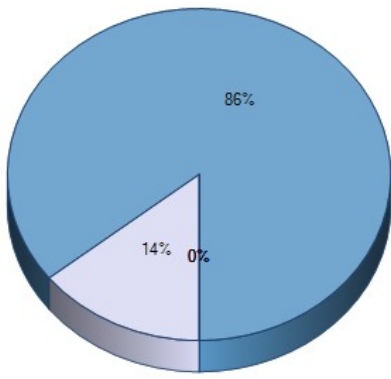
	Response Total	Response Percent
None	8	80%
Once	2	20%
2 Times	0	0%
3 times	0	0%
More than 3 times	0	0%
Total Respondents	10	
(skipped this question)	12	

21. As you finish your degree journey at Fitchburg State University, we would like to know how much your time here has impacted your growth. Please select the answer that best fits our impact on your growth below.

	Very Significant	Significant	No Change	Insignificant	Very Insignificant	Response Total	Points	Avg
Academic Growth (broadened your perception of the need to learn)	30.77% (4)	53.85% (7)	15.38% (2)	0% (0)	0% (0)	13		
Personal Growth	38.46% (5)	38.46% (5)	15.38% (2)	7.69% (1)	0% (0)	13		
Professional Growth (broaden your understanding of the need to continue to learn to achieve your career goals)	38.46% (5)	46.15% (6)	7.69% (1)	7.69% (1)	0% (0)	13		

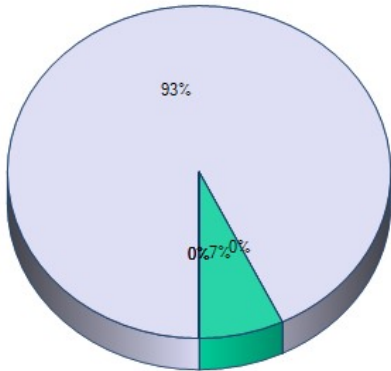
Total Respondents 13
(skipped this question) 9

22. To which gender identity do you most identify?



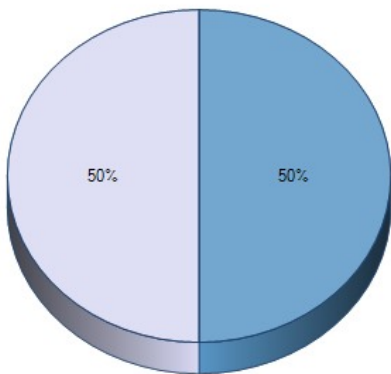
	Response Total	Response Percent
Male	2	14%
Female	12	86%
Transgender Male	0	0%
Transgender Female	0	0%
Do not identify as female, male or transgender	0	0%
Total Respondents	14	
(skipped this question)	8	

23. To which racial heritage do you predominantly identify?



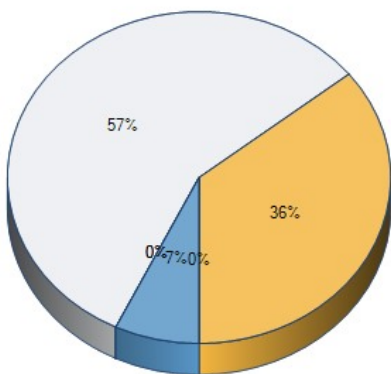
	Response Total	Response Percent
White/Caucasian	13	93%
Asian	0	0%
Hispanic/Latino	1	7%
Black/African American	0	0%
American Indian	0	0%
Other	0	0%
Total Respondents	14	
(skipped this question)	8	

24. During your time at the University, did you attend full-time or part-time?



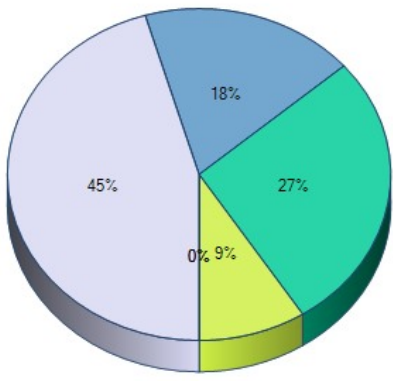
	Response Total	Response Percent
Full-time	7	50%
Part-time	7	50%
Total Respondents	14	
(skipped this question)	8	

25. During your time at the University, approximately how many hours did you work per week?



	Response Total	Response Percent
0	0	0%
1 - 10	1	7%
11 - 20	0	0%
21 - 30	0	0%
31 - 40	8	57%
40+	5	36%
Total Respondents	14	
(skipped this question)	8	

26. How many dependents do you have (not including yourself)?



- 1
- 2
- 3
- 4
- 5
- 5+

	Response Total	Response Percent
	5	45%
	2	18%
	3	27%
	1	9%
	0	0%
	0	0%
Total Respondents	11	
(skipped this question)	11	