

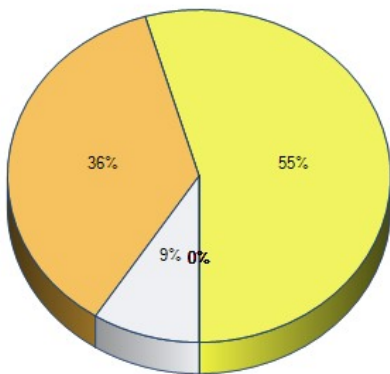
[Export Data CSV](#)

Graduating Student Feedback 2019 & 2020

Survey Title: Graduating Student Feedback

Responses By Question Analysis:

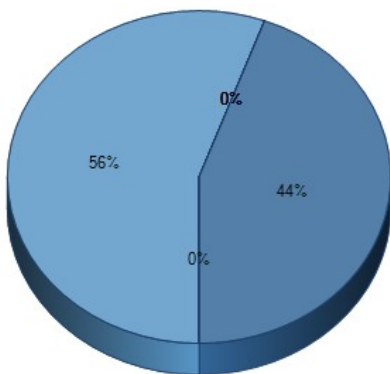
1. Please select the semester will you complete your program requirements from the list below:



	Response Total	Response Percent
Spring 2018	0	0%
Summer 2018	0	0%
Fall 2018	0	0%
Spring 2019	0	0%
Summer 2019	1	9%
Fall 2019	4	36%
Spring 2020	6	55%
Summer 2020	0	0%
Fall 2020	0	0%
Spring 2021	0	0%
Summer 2021	0	0%

Total Respondents 11

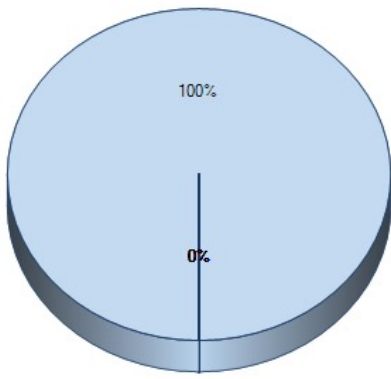
2. Please select the Degree you are currently completing at Fitchburg State University from the list below:



	Response Total	Response Percent
Bachelor of Arts (BA)	0	0%
Bachelor of Science (BS)	5	56%
Certificate of Advanced Graduate Study (CAGS)	0	0%
Master of Arts (MA)	0	0%
Master of Arts in Teaching (MAT)	0	0%
Master of Business Administration (MBA)	0	0%
Master of Education (MEd)	0	0%
Master of Science (MS)	4	44%

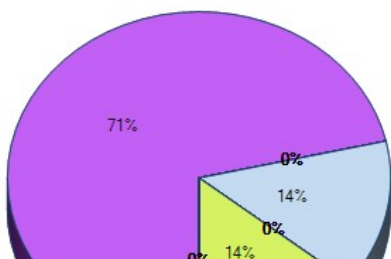
Total Respondents 9
(skipped this question) 2

3. Please select the major field your studied for your degree:













































	Response Total	Response Percent
Arts Education (MEd only)	0	0%
Biology	0	0%
Business Administration	0	0%
Chemistry	0	0%
Clinical Mental Health Counseling	0	0%
Communication (MS only)	0	0%
Communications Media	0	0%
Computer Information Systems	0	0%
Computer Science	11	100%
Criminal Justice	0	0%
Curriculum and Teaching	0	0%
Early Childhood Education	0	0%
Educational Leadership	0	0%
Economics	0	0%
Elementary Education	0	0%
English Studies	0	0%
Environmental and Earth Science	0	0%
Exercise and Sports Science	0	0%
Game Design	0	0%
Geographic Science and Technology	0	0%
History	0	0%
Human Services	0	0%
Industrial Technology	0	0%
Interdisciplinary Studies	0	0%
LECOM Early Acceptance	0	0%
Mathematics	0	0%
Middle School Education	0	0%
Nursing - General	0	0%
Nursing - LPN to Baccalaureate	0	0%
Nursing - RN to Baccalaureate	0	0%
Occupational/Vocational Education	0	0%
Political Science	0	0%
Psychological Science	0	0%
Sociology	0	0%
Special Education	0	0%
Technology Education (Grades 5-12)	0	0%
Total Respondents	11	

4 . Please select your minor from the list below:

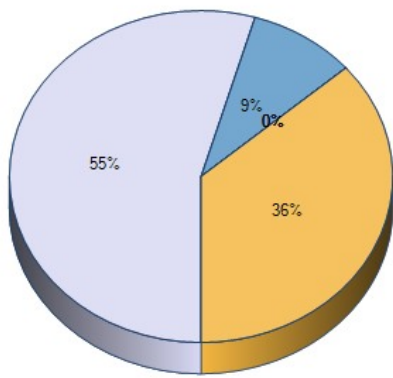


	Response Total	Response Percent
African-American Studies	0	0%
American Studies	0	0%
Art	0	0%
Art History	0	0%
Asian Studies	0	0%



 Biology	0	0%
 Business Administration	0	0%
 Chemistry	0	0%
 Communication Studies	0	0%
 Computer Science	5	71%
 Construction Technology	0	0%
 Criminal Justice	0	0%
 Deaf Studies	0	0%
 Disability Studies	0	0%
 Early Childhood Education	0	0%
 Economics	0	0%
 English Studies - Literature	0	0%
 English Studies -- Professional Writing	0	0%
 Environmental and Earth Science	0	0%
 Film Studies	0	0%
 French	0	0%
 Game Design	1	14%
 Geographic Design	0	0%
 History	0	0%
 History Secondary Education	0	0%
 Industrial Training	0	0%
 International Studies	0	0%
 Latin	0	0%
 Manufacturing Technology	0	0%
 Mathematics	1	14%
 Mathematics for Education	0	0%
 Middle School Education	0	0%
 Music	0	0%
 Neuroscience, Behavior, and Cognition	0	0%
 Peace Studies	0	0%
 Philosophy	0	0%
 Political Science	0	0%
 Psychological Science	0	0%
 Romance Languages	0	0%
 Social Science	0	0%
 Sociology	0	0%
 Spanish	0	0%
 Special Education	0	0%
 Studio Art	0	0%
 Theater	0	0%
 Women, Gender and Sexuality Studies	0	0%
 None	0	0%
Total Respondents	7	
(skipped this question)	4	

5. Please select the student group you most identify with from the list below:



	Response Total	Response Percent
Day Student	6	55%
Evening On Campus Student	1	9%
Evening On-line Student	0	0%
Evening Extended Campus Student	0	0%
Online Student	0	0%
Graduate Student	4	36%
Total Respondents	11	

6. Please rate the following academic experiences at Fitchburg State University:

	Excellent	Very Good	Good	Fair	Poor	Not Applicable	Response Total	Points	Avg
Availability of classes (e.g. time offered, seats open)	25% (2)	37.5% (3)	25% (2)	12.5% (1)	0% (0)	0% (0)	8		
Frequency of course offerings	25% (2)	37.5% (3)	25% (2)	12.5% (1)	0% (0)	0% (0)	8		
Size of classes	62.5% (5)	25% (2)	12.5% (1)	0% (0)	0% (0)	0% (0)	8		
Quality of instruction	25% (2)	50% (4)	25% (2)	0% (0)	0% (0)	0% (0)	8		
Quality of texts and other instructional materials	12.5% (1)	50% (4)	12.5% (1)	12.5% (1)	12.5% (1)	0% (0)	8		
Availability of faculty outside of the classroom	0% (0)	62.5% (5)	37.5% (3)	0% (0)	0% (0)	0% (0)	8		
Timeliness and relevance of course content	0% (0)	57.14% (4)	42.86% (3)	0% (0)	0% (0)	0% (0)	7		
Quality of high impact (outside the classroom) experiences (e.g. internships, practicum, etc.)	0% (0)	37.5% (3)	12.5% (1)	25% (2)	0% (0)	25% (2)	8		
Overall level of challenge in the coursework	12.5% (1)	37.5% (3)	37.5% (3)	12.5% (1)	0% (0)	0% (0)	8		
Match between career goals and course-of-study requirements	14.29% (1)	14.29% (1)	42.86% (3)	28.57% (2)	0% (0)	0% (0)	7		
Overall level of faculty advisement	50% (4)	50% (4)	0% (0)	0% (0)	0% (0)	0% (0)	8		
Total Respondents							8		
(skipped this question)							3		

7. Please rate the quality of the facilities and activities offered at Fitchburg State University:

	Excellent	Very Good	Good	Fair	Poor	No Interaction	Response Total	Points	Avg
Classrooms	12.5% (1)	62.5% (5)	0% (0)	25% (2)	0% (0)	0% (0)	8		
Labs	12.5% (1)	37.5% (3)	0% (0)	37.5% (3)	0% (0)	12.5% (1)	8		
Other General facilities (e.g. studios, gym)	0% (0)	62.5% (5)	25% (2)	0% (0)	0% (0)	12.5% (1)	8		
Computer Labs	0% (0)	62.5% (5)	0% (0)	37.5% (3)	0% (0)	0% (0)	8		
Library	28.57% (2)	57.14% (4)	14.29% (1)	0% (0)	0% (0)	0% (0)	7		
Technology in the classroom	0% (0)	62.5% (5)	37.5% (3)	0% (0)	0% (0)	0% (0)	8		
Online technologies utilized in your classes	0% (0)	62.5% (5)	25% (2)	12.5% (1)	0% (0)	0% (0)	8		
Musical or theatrical performances on-campus	11.11% (1)	33.33% (3)	33.33% (3)	0% (0)	0% (0)	22.22% (2)	9		
Intramural athletic offerings	0% (0)	42.86% (3)	28.57% (2)	0% (0)	0% (0)	28.57% (2)	7		
Intercollegiate athletic events	0% (0)	42.86% (3)	28.57% (2)	0% (0)	0% (0)	28.57% (2)	7		
Greek Life	0% (0)	42.86% (3)	14.29% (1)	0% (0)	0% (0)	42.86% (3)	7		

Student Organizations	14.29% (1)	28.57% (2)	42.86% (3)	0% (0)	0% (0)	14.29% (1)	7
Total Respondents							8
(skipped this question)							3

8. How well did Fitchburg State University prepare you in terms of the following skill sets:

	Very Well	Well	Neutral	Poorly	Very Poorly	Response Total	Points	Avg	
Ability to think analytically and logically	25% (2)	37.5% (3)	37.5% (3)	0% (0)	0% (0)	8			
Ability to acquire new skills and knowledge on your own	25% (2)	37.5% (3)	37.5% (3)	0% (0)	0% (0)	8			
Ability to use the knowledge, ideas, or perspectives gained from your major field	12.5% (1)	75% (6)	12.5% (1)	0% (0)	0% (0)	8			
Ability to orally communicate well	37.5% (3)	37.5% (3)	25% (2)	0% (0)	0% (0)	8			
Ability to judge information/ideas/actions/conclusions based on sources/methods/reasoning	12.5% (1)	50% (4)	37.5% (3)	0% (0)	0% (0)	8			
Ability to write effectively	12.5% (1)	50% (4)	37.5% (3)	0% (0)	0% (0)	8			
Ability to use information technology in intellectual and/or professional pursuits	37.5% (3)	50% (4)	12.5% (1)	0% (0)	0% (0)	8			
Ability to understand and appreciate cultural and ethnic differences between people	25% (2)	62.5% (5)	12.5% (1)	0% (0)	0% (0)	8			
Ability to understand international perspectives on economic, political, social, and cultural issues	25% (2)	50% (4)	25% (2)	0% (0)	0% (0)	8			
Ability to gain an understanding of or appreciation for the arts	14.29% (1)	71.43% (5)	14.29% (1)	0% (0)	0% (0)	7			
Ability to understand and apply quantitative principles and methods	12.5% (1)	75% (6)	12.5% (1)	0% (0)	0% (0)	8			
Ability to understand scientific method	25% (2)	62.5% (5)	12.5% (1)	0% (0)	0% (0)	8			
Total Respondents							8		
(skipped this question)							3		

9. How well did Fitchburg State University prepare you for the following personal and professional situational skill sets:

	Very Well	Well	Neutral	Poorly	Very Poorly	Response Total	Points	Avg	
Your ability to work as a member of a team or group	25% (2)	37.5% (3)	37.5% (3)	0% (0)	0% (0)	8			
Your ability to get along with people of diverse backgrounds and perspectives	42.86% (3)	28.57% (2)	28.57% (2)	0% (0)	0% (0)	7			
Your ability to lead others effectively	37.5% (3)	25% (2)	37.5% (3)	0% (0)	0% (0)	8			
Your ability to evaluate and choose between alternative courses of action	37.5% (3)	25% (2)	37.5% (3)	0% (0)	0% (0)	8			
Your awareness of contemporary issues and their causes and consequences	25% (2)	37.5% (3)	37.5% (3)	0% (0)	0% (0)	8			
Total Respondents							8		
(skipped this question)							3		

10. We are always looking for feedback to help us with quality and improvements. Is there something you would like to share with us regarding facilities or your program that wasn't captured above?

1.	I'm begging you please get rid of Fritz Lander. He is not a good instructor and he hurts the student body and university's image whenever he speaks.							
						Total Respondents	1	
(skipped this question)								10

11. What is your level of agreement with the following statements:

	Strongly Agree	Agree	Neutral	Disagree	Strongly Disagree	No Basis for Judgement	Response Total	Points	Avg
Faculty demonstrated									

commitment to my learning, personal well being and success	20% (1)	80% (4)	0% (0)	0% (0)	0% (0)	0% (0)	5
Administrators (e.g. vice presidents, deans and directors) demonstrated commitment to my learning, personal well being and success	20% (1)	40% (2)	0% (0)	0% (0)	0% (0)	40% (2)	5
Other University staff demonstrated commitment to my learning, personal well being and success	20% (1)	60% (3)	0% (0)	0% (0)	0% (0)	20% (1)	5
Library resources (e.g. books, database subscriptions, inter-library loan) were adequate for my research and learning needs	20% (1)	40% (2)	20% (1)	0% (0)	0% (0)	20% (1)	5
Library hours and web resource availability were adequate for my research and learning needs	20% (1)	60% (3)	0% (0)	0% (0)	0% (0)	20% (1)	5
Library staff were knowledgeable and demonstrated commitment to my learning and academic success.	20% (1)	40% (2)	0% (0)	0% (0)	0% (0)	40% (2)	5
I learned about research strategies and sources of information from the library staff.	20% (1)	40% (2)	0% (0)	0% (0)	0% (0)	40% (2)	5

Total Respondents **5**
(skipped this question) 6

12. Please rate your overall experience with the following offices, programs and services at Fitchburg State University:

	Very Positive	Mostly Positive	Neutral	Mostly Negative	Very Negative	No Interaction	Was Unaware	Response Total	Points	Avg
Academic Department Office/Staff	40% (2)	20% (1)	0% (0)	0% (0)	0% (0)	20% (1)	20% (1)	5		
Admissions Office	60% (3)	20% (1)	0% (0)	0% (0)	0% (0)	20% (1)	0% (0)	5		
Advising Center	40% (2)	40% (2)	20% (1)	0% (0)	0% (0)	0% (0)	0% (0)	5		
Bookstore	40% (2)	40% (2)	0% (0)	0% (0)	0% (0)	20% (1)	0% (0)	5		
Capital Planning and Maintenance (e.g. buildings & grounds)	40% (2)	20% (1)	20% (1)	0% (0)	0% (0)	20% (1)	0% (0)	5		
Career Counseling Office	40% (2)	40% (2)	0% (0)	0% (0)	0% (0)	20% (1)	0% (0)	5		
Center for Diversity and Inclusiveness	40% (2)	20% (1)	0% (0)	0% (0)	0% (0)	40% (2)	0% (0)	5		
Chartwell's Dining Services	40% (2)	20% (1)	20% (1)	0% (0)	0% (0)	20% (1)	0% (0)	5		
Commuter Affairs	40% (2)	20% (1)	20% (1)	0% (0)	0% (0)	20% (1)	0% (0)	5		
Counseling Services	40% (2)	20% (1)	0% (0)	0% (0)	0% (0)	40% (2)	0% (0)	5		
Disability Services	25% (1)	25% (1)	0% (0)	0% (0)	0% (0)	50% (2)	0% (0)	4		
Financial Aid	20% (1)	60% (3)	20% (1)	0% (0)	0% (0)	0% (0)	0% (0)	5		
Graduate and Continuing Education (GCE)	20% (1)	40% (2)	0% (0)	0% (0)	0% (0)	40% (2)	0% (0)	5		
Health Services	40% (2)	40% (2)	0% (0)	0% (0)	0% (0)	20% (1)	0% (0)	5		
Housing and Residential Services	20% (1)	40% (2)	0% (0)	0% (0)	0% (0)	40% (2)	0% (0)	5		
Information Desk (Hammond Hall)	20% (1)	40% (2)	0% (0)	0% (0)	0% (0)	40% (2)	0% (0)	5		
International Education (e.g. study abroad)	20% (1)	40% (2)	0% (0)	0% (0)	0% (0)	40% (2)	0% (0)	5		
On-campus Job Recruitment	0% (0)	50% (2)	0% (0)	0% (0)	0% (0)	50% (2)	0% (0)	4		

One Card	50% (2)	25% (1)	25% (1)	0% (0)	0% (0)	0% (0)	0% (0)	4
Online Services (e.g. financial aid, registration, add/drop)	40% (2)	40% (2)	20% (1)	0% (0)	0% (0)	0% (0)	0% (0)	5
Parking	20% (1)	40% (2)	20% (1)	0% (0)	20% (1)	0% (0)	0% (0)	5
Recreation Services	16.67% (1)	33.33% (2)	0% (0)	0% (0)	33.33% (2)	16.67% (1)	0% (0)	6
Registrar's Office	25% (1)	50% (2)	0% (0)	0% (0)	25% (1)	0% (0)	0% (0)	4
Shuttle Service	25% (1)	50% (2)	25% (1)	0% (0)	0% (0)	0% (0)	0% (0)	4
Student Accounts	20% (1)	40% (2)	0% (0)	0% (0)	20% (1)	20% (1)	0% (0)	5
Student Development Office	25% (1)	25% (1)	0% (0)	0% (0)	0% (0)	50% (2)	0% (0)	4
Technology Help Desk	40% (2)	40% (2)	0% (0)	0% (0)	0% (0)	20% (1)	0% (0)	5
Tutor Center	25% (1)	25% (1)	0% (0)	0% (0)	0% (0)	50% (2)	0% (0)	4
University Catalog	20% (1)	40% (2)	20% (1)	0% (0)	0% (0)	20% (1)	0% (0)	5
University Email	40% (2)	40% (2)	20% (1)	0% (0)	0% (0)	0% (0)	0% (0)	5
University Police	20% (1)	60% (3)	0% (0)	0% (0)	0% (0)	20% (1)	0% (0)	5
University Website	20% (1)	60% (3)	0% (0)	0% (0)	0% (0)	20% (1)	0% (0)	5
Veteran Services	0% (0)	33.33% (1)	0% (0)	0% (0)	0% (0)	66.67% (2)	0% (0)	3
Volunteer Center	25% (1)	25% (1)	0% (0)	0% (0)	0% (0)	50% (2)	0% (0)	4
Total Respondents								5
(skipped this question)								6

13. Is there something that you would like to share with us regarding our faculty, staff, or administrators that wasn't captured in the questions above?

1. Fire Fritz Lander. He is a bad educator who says things that are not appropriate in an educational setting and does not contribute to students' learning. He is a smear on the Computer Science department's reputation.

Total Respondents 1

(skipped this question) 10

14. Is there something you would like to share with us regarding our offices, programs and services at Fitchburg State University that wasn't captured in the questions above?

1. The IT department you have is the best and you should cherish them. They're all hard workers who are passionate about keeping everything rolling.

Total Respondents 1

(skipped this question) 10

15. Please select your level of agreement with the following statements:

	Very High	High	Average	Low	Very Low	Response Total	Points	Avg
Overall satisfaction with my experience with Fitchburg State University	40% (2)	40% (2)	20% (1)	0% (0)	0% (0)	5		
Likelihood that I will recommend the University to others	60% (3)	20% (1)	20% (1)	0% (0)	0% (0)	5		
Likelihood that I will stay connected to the campus after completion of my degree	40% (2)	20% (1)	40% (2)	0% (0)	0% (0)	5		
Total Respondents						5		
(skipped this question)								6

16. As we have stated previously, we are always looking for feedback that will help us improve. Is there something more you would like to share with us about your overall experience at Fitchburg State University?

1. I think I said it all in the previous ones. Maybe update the Edgerly CS labs with a bigger budget?

Total Respondents 1

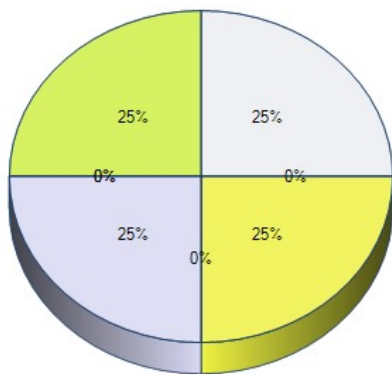
(skipped this question) 10

17. As you prepare to leave Fitchburg State University, we would like to know about your short-term plans. Please mark each of the following as they relate to you currently.

	Yes	No	Not Applicable	Response Total	Points	Avg
I am currently employed or have a job offer in a field closely related to my	33.33% (2)	50% (3)	16.67% (1)	6		

current program of study					
I am currently employed or have a job offer in a field that is not related to my current program of study	0% (0)	80% (4)	20% (1)		5
I am searching for employment in a field closely related to my current program of study	20% (1)	60% (3)	20% (1)		5
I am searching for employment in a field not closely related to my current program of study	0% (0)	80% (4)	20% (1)		5
I have been accepted into a graduate program to continue my education at Fitchburg State University	0% (0)	40% (2)	60% (3)		5
I have been accepted into a graduate or doctoral program to continue my education at another institution	0% (0)	60% (3)	40% (2)		5
I am not planning to continue my education at this time	40% (2)	20% (1)	40% (2)		5
I am pursuing the military	0% (0)	60% (3)	40% (2)		5
				Total Respondents	5
				(skipped this question)	6

18. What is your current or expected (if you are just starting a new position) annual salary?



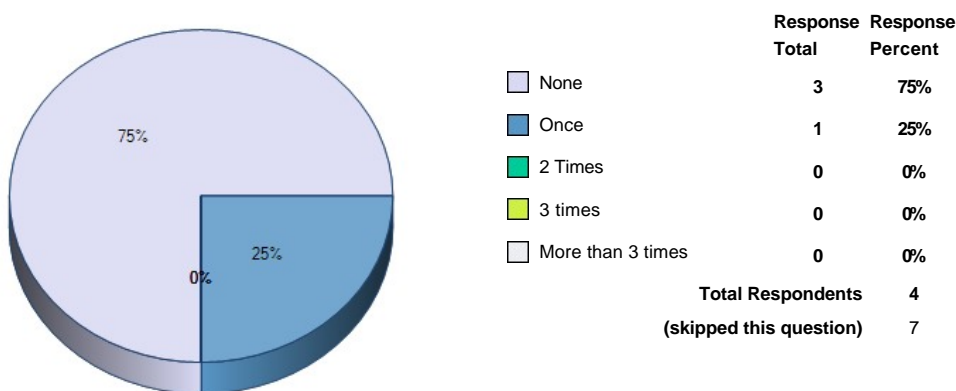
	Response Total	Response Percent
None - not working	1	25%
Less than \$20,000	0	0%
\$20,001 - \$30,000	0	0%
\$30,001 - \$40,000	1	25%
\$40,001 - \$50,000	1	25%
\$50,001 - \$60,000	0	0%
\$60,001 +	1	25%
Prefer not to disclose	0	0%
	Total Respondents	4
	(skipped this question)	7

19. How would you rate the importance of the following while attending Fitchburg State University:

	Very Important	Important	Neutral	Unimportant	Very Unimportant	Response Total	Points	Avg
Small, New England campus	40% (2)	20% (1)	20% (1)	20% (1)	0% (0)	5		
Low student-to-faculty ratio	60% (3)	20% (1)	20% (1)	0% (0)	0% (0)	5		
Accessible to my work/home/family	20% (1)	80% (4)	0% (0)	0% (0)	0% (0)	5		
Close-knit, friendly culture	20% (1)	40% (2)	20% (1)	20% (1)	0% (0)	5		
Diversity of student body	20% (1)	60% (3)	0% (0)	0% (0)	20% (1)	5		
Academic program(s)	20% (1)	40% (2)	40% (2)	0% (0)	0% (0)	5		
Affordability	40% (2)	60% (3)	0% (0)	0% (0)	0% (0)	5		
Faculty	60% (3)	20% (1)	20% (1)	0% (0)	0% (0)	5		
Residential life	20% (1)	40% (2)	40% (2)	0% (0)	0% (0)	5		
Facilities	0% (0)	75% (3)	25% (1)	0% (0)	0% (0)	4		
Financial Aid	20% (1)	80% (4)	0% (0)	0% (0)	0% (0)	5		
Many activities in the region	20% (1)	40% (2)	20% (1)	0% (0)	20% (1)	5		
Services/support to first generation students	0% (0)	50% (2)	25% (1)	25% (1)	0% (0)	4		
Volunteer opportunities	20% (1)	40% (2)	20% (1)	20% (1)	0% (0)	5		
Athletics	20% (1)	40% (2)	20% (1)	0% (0)	20% (1)	5		
Military-friendly	20% (1)	40% (2)	20% (1)	20% (1)	0% (0)	5		

LGBTQ-friendly	50% (2)	50% (2)	0% (0)	0% (0)	0% (0)	4
Honors Program	0% (0)	50% (2)	25% (1)	25% (1)	0% (0)	4
Employment prospects	25% (1)	50% (2)	0% (0)	25% (1)	0% (0)	4
Internships	40% (2)	40% (2)	20% (1)	0% (0)	0% (0)	5
Study Abroad opportunities	40% (2)	20% (1)	20% (1)	0% (0)	20% (1)	5
ROTC/National Guard	25% (1)	25% (1)	25% (1)	0% (0)	25% (1)	4
						Total Respondents 5
						(skipped this question) 6

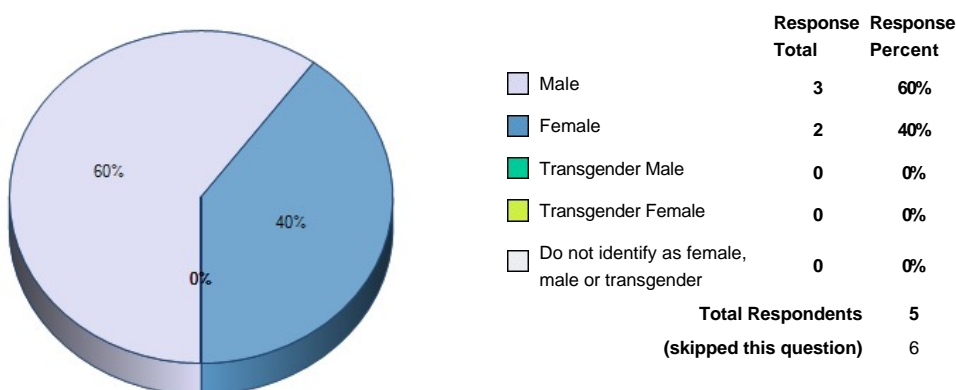
20. How many times did you change your major at Fitchburg State University?



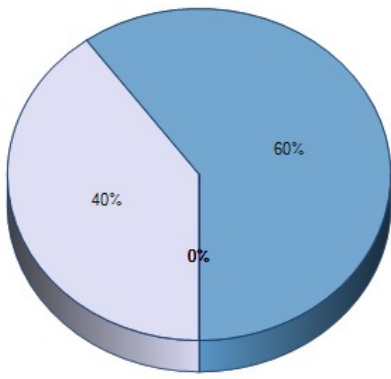
21. As you finish your degree journey at Fitchburg State University, we would like to know how much your time here has impacted your growth. Please select the answer that best fits our impact on your growth below.

	Very Significant	Significant	No Change	Insignificant	Very Insignificant	Response Total	Points	Avg
Academic Growth (broadened your perception of the need to learn)	40% (2)	20% (1)	40% (2)	0% (0)	0% (0)	5		
Personal Growth	40% (2)	40% (2)	20% (1)	0% (0)	0% (0)	5		
Professional Growth (broaden your understanding of the need to continue to learn to achieve your career goals)	40% (2)	20% (1)	40% (2)	0% (0)	0% (0)	5		
						Total Respondents 5		
						(skipped this question) 6		

22. To which gender identity do you most identify?



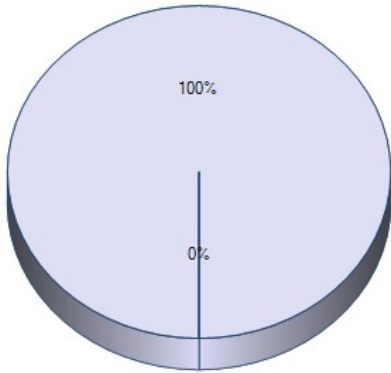
23. To which racial heritage do you predominantly identify?



- White/Caucasian
- Asian
- Hispanic/Latino
- Black/African American
- American Indian
- Other

	Response Total	Response Percent
White/Caucasian	2	40%
Asian	3	60%
Hispanic/Latino	0	0%
Black/African American	0	0%
American Indian	0	0%
Other	0	0%
Total Respondents	5	
(skipped this question)	6	

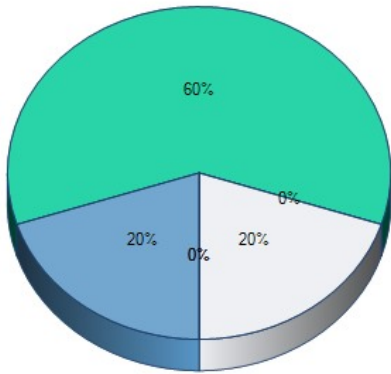
24. During your time at the University, did you attend full-time or part-time?



- Full-time
- Part-time

	Response Total	Response Percent
Full-time	5	100%
Part-time	0	0%
Total Respondents	5	
(skipped this question)	6	

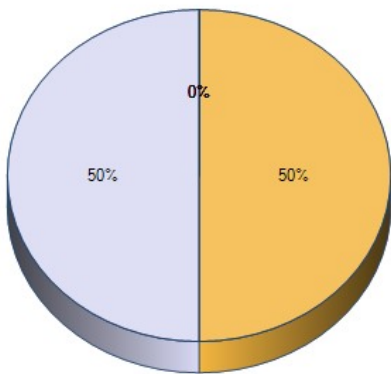
25. During your time at the University, approximately how many hours did you work per week?



- 0
- 1 - 10
- 11 - 20
- 21 - 30
- 31 - 40
- 40+

	Response Total	Response Percent
0	0	0%
1 - 10	1	20%
11 - 20	3	60%
21 - 30	0	0%
31 - 40	1	20%
40+	0	0%
Total Respondents	5	
(skipped this question)	6	

26. How many dependents do you have (not including yourself)?



- 1
- 2
- 3
- 4
- 5
- 5+

	Response Total	Response Percent
1	1	50%
2	0	0%
3	0	0%
4	0	0%
5	0	0%
5+	1	50%
Total Respondents	2	
(skipped this question)	9	