

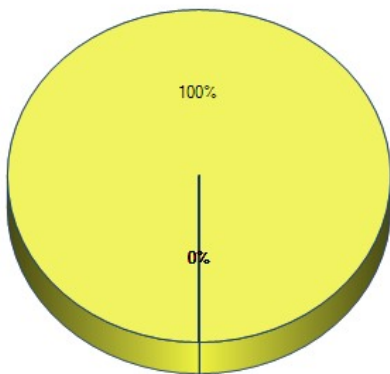
[Export Data CSV](#)

Graduating Student Feedback 2019 & 2020

Survey Title: Graduating Student Feedback

Responses By Question Analysis:

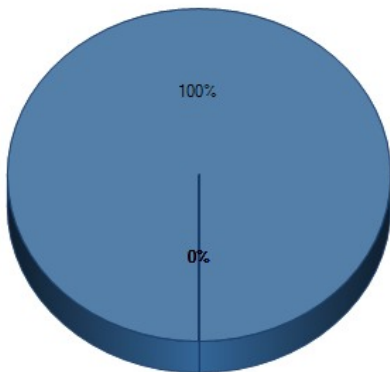
1. Please select the semester will you complete your program requirements from the list below:



	Response Total	Response Percent
<input type="checkbox"/> Spring 2018	0	0%
<input type="checkbox"/> Summer 2018	0	0%
<input type="checkbox"/> Fall 2018	0	0%
<input type="checkbox"/> Spring 2019	0	0%
<input type="checkbox"/> Summer 2019	0	0%
<input type="checkbox"/> Fall 2019	0	0%
<input checked="" type="checkbox"/> Spring 2020	1	100%
<input type="checkbox"/> Summer 2020	0	0%
<input type="checkbox"/> Fall 2020	0	0%
<input type="checkbox"/> Spring 2021	0	0%
<input type="checkbox"/> Summer 2021	0	0%

Total Respondents 1

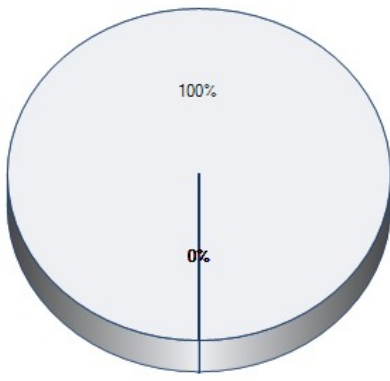
2. Please select the Degree you are currently completing at Fitchburg State University from the list below:



	Response Total	Response Percent
<input type="checkbox"/> Bachelor of Arts (BA)	0	0%
<input type="checkbox"/> Bachelor of Science (BS)	0	0%
<input type="checkbox"/> Certificate of Advanced Graduate Study (CAGS)	0	0%
<input type="checkbox"/> Master of Arts (MA)	0	0%
<input type="checkbox"/> Master of Arts in Teaching (MAT)	0	0%
<input type="checkbox"/> Master of Business Administration (MBA)	0	0%
<input type="checkbox"/> Master of Education (MEd)	0	0%
<input checked="" type="checkbox"/> Master of Science (MS)	1	100%

Total Respondents 1

3. Please select the major field your studied for your degree:



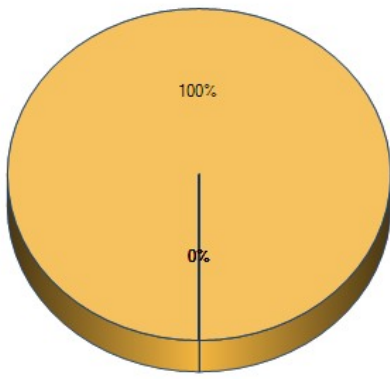
	Response Total	Response Percent
<input type="checkbox"/> Arts Education (MEd only)	0	0%
<input type="checkbox"/> Biology	0	0%
<input type="checkbox"/> Business Administration	0	0%
<input type="checkbox"/> Chemistry	0	0%
<input checked="" type="checkbox"/> Clinical Mental Health Counseling	1	100%
<input type="checkbox"/> Communication (MS only)	0	0%
<input type="checkbox"/> Communications Media	0	0%
<input type="checkbox"/> Computer Information Systems	0	0%
<input type="checkbox"/> Computer Science	0	0%
<input type="checkbox"/> Criminal Justice	0	0%
<input type="checkbox"/> Curriculum and Teaching	0	0%
<input type="checkbox"/> Early Childhood Education	0	0%
<input type="checkbox"/> Educational Leadership	0	0%
<input type="checkbox"/> Economics	0	0%
<input type="checkbox"/> Elementary Education	0	0%
<input type="checkbox"/> English Studies	0	0%
<input type="checkbox"/> Environmental and Earth Science	0	0%
<input type="checkbox"/> Exercise and Sports Science	0	0%
<input type="checkbox"/> Game Design	0	0%
<input type="checkbox"/> Geographic Science and Technology	0	0%
<input type="checkbox"/> History	0	0%
<input type="checkbox"/> Human Services	0	0%
<input type="checkbox"/> Industrial Technology	0	0%
<input type="checkbox"/> Interdisciplinary Studies	0	0%
<input type="checkbox"/> LECOM Early Acceptance	0	0%
<input type="checkbox"/> Mathematics	0	0%
<input type="checkbox"/> Middle School Education	0	0%
<input type="checkbox"/> Nursing - General	0	0%
<input type="checkbox"/> Nursing - LPN to Baccalaureate	0	0%
<input type="checkbox"/> Nursing - RN to Baccalaureate	0	0%
<input type="checkbox"/> Occupational/Vocational Education	0	0%
<input type="checkbox"/> Political Science	0	0%
<input type="checkbox"/> Psychological Science	0	0%
<input type="checkbox"/> Sociology	0	0%
<input type="checkbox"/> Special Education	0	0%
<input type="checkbox"/> Technology Education (Grades 5-12)	0	0%
Total Respondents	1	

4 . Please select your minor from the list below:

	Response Total	Response Percent
<input type="checkbox"/> African-American Studies	0	0%
<input type="checkbox"/> American Studies	0	0%
<input type="checkbox"/> Art	0	0%
<input type="checkbox"/> Art History	0	0%
<input type="checkbox"/> Asian Studies	0	0%

<input type="checkbox"/> Biology	0	0%
<input type="checkbox"/> Business Administration	0	0%
<input type="checkbox"/> Chemistry	0	0%
<input type="checkbox"/> Communication Studies	0	0%
<input type="checkbox"/> Computer Science	0	0%
<input type="checkbox"/> Construction Technology	0	0%
<input type="checkbox"/> Criminal Justice	0	0%
<input type="checkbox"/> Deaf Studies	0	0%
<input type="checkbox"/> Disability Studies	0	0%
<input type="checkbox"/> Early Childhood Education	0	0%
<input type="checkbox"/> Economics	0	0%
<input type="checkbox"/> English Studies - Literature	0	0%
<input type="checkbox"/> English Studies -- Professional Writing	0	0%
<input type="checkbox"/> Environmental and Earth Science	0	0%
<input type="checkbox"/> Film Studies	0	0%
<input type="checkbox"/> French	0	0%
<input type="checkbox"/> Game Design	0	0%
<input type="checkbox"/> Geographic Design	0	0%
<input type="checkbox"/> History	0	0%
<input type="checkbox"/> History Secondary Education	0	0%
<input type="checkbox"/> Industrial Training	0	0%
<input type="checkbox"/> International Studies	0	0%
<input type="checkbox"/> Latin	0	0%
<input type="checkbox"/> Manufacturing Technology	0	0%
<input type="checkbox"/> Mathematics	0	0%
<input type="checkbox"/> Mathematics for Education	0	0%
<input type="checkbox"/> Middle School Education	0	0%
<input type="checkbox"/> Music	0	0%
<input type="checkbox"/> Neuroscience, Behavior, and Cognition	0	0%
<input type="checkbox"/> Peace Studies	0	0%
<input type="checkbox"/> Philosophy	0	0%
<input type="checkbox"/> Political Science	0	0%
<input type="checkbox"/> Psychological Science	0	0%
<input type="checkbox"/> Romance Languages	0	0%
<input type="checkbox"/> Social Science	0	0%
<input type="checkbox"/> Sociology	0	0%
<input type="checkbox"/> Spanish	0	0%
<input type="checkbox"/> Special Education	0	0%
<input type="checkbox"/> Studio Art	0	0%
<input type="checkbox"/> Theater	0	0%
<input type="checkbox"/> Women, Gender and Sexuality Studies	0	0%
<input type="checkbox"/> None	0	0%
Total Respondents	0	
(skipped this question)	1	

5. Please select the student group you most identify with from the list below:



	Response Total	Response Percent
Day Student	0	0%
Evening On Campus Student	0	0%
Evening On-line Student	0	0%
Evening Extended Campus Student	0	0%
Online Student	0	0%
Graduate Student	1	100%
Total Respondents	1	

6. Please rate the following academic experiences at Fitchburg State University:

	Excellent	Very Good	Good	Fair	Poor	Not Applicable	Response Total	Points	Avg
Availability of classes (e.g. time offered, seats open)	0% (0)	0% (0)	0% (0)	0% (0)	100% (1)	0% (0)	1		
Frequency of course offerings	0% (0)	0% (0)	0% (0)	0% (0)	100% (1)	0% (0)	1		
Size of classes	0% (0)	100% (1)	0% (0)	0% (0)	0% (0)	0% (0)	1		
Quality of instruction	100% (1)	0% (0)	0% (0)	0% (0)	0% (0)	0% (0)	1		
Quality of texts and other instructional materials	0% (0)	0% (0)	100% (1)	0% (0)	0% (0)	0% (0)	1		
Availability of faculty outside of the classroom	0% (0)	100% (1)	0% (0)	0% (0)	0% (0)	0% (0)	1		
Timeliness and relevance of course content	0% (0)	100% (1)	0% (0)	0% (0)	0% (0)	0% (0)	1		
Quality of high impact (outside the classroom) experiences (e.g. internships, practicum, etc.)	0% (0)	0% (0)	100% (1)	0% (0)	0% (0)	0% (0)	1		
Overall level of challenge in the coursework	0% (0)	0% (0)	0% (0)	100% (1)	0% (0)	0% (0)	1		
Match between career goals and course-of-study requirements	100% (1)	0% (0)	0% (0)	0% (0)	0% (0)	0% (0)	1		
Overall level of faculty advisement	0% (0)	100% (1)	0% (0)	0% (0)	0% (0)	0% (0)	1		
Total Respondents							1		

7. Please rate the quality of the facilities and activities offered at Fitchburg State University:

	Excellent	Very Good	Good	Fair	Poor	No Interaction	Response Total	Points	Avg
Classrooms	100% (1)	0% (0)	0% (0)	0% (0)	0% (0)	0% (0)	1		
Labs	0% (0)	0% (0)	0% (0)	0% (0)	0% (0)	100% (1)	1		
Other General facilities (e.g. studios, gym)	0% (0)	0% (0)	0% (0)	0% (0)	0% (0)	100% (1)	1		
Computer Labs	0% (0)	0% (0)	0% (0)	0% (0)	0% (0)	100% (1)	1		
Library	0% (0)	0% (0)	0% (0)	0% (0)	0% (0)	100% (1)	1		
Technology in the classroom	0% (0)	100% (1)	0% (0)	0% (0)	0% (0)	0% (0)	1		
Online technologies utilized in your classes	100% (1)	0% (0)	0% (0)	0% (0)	0% (0)	0% (0)	1		
Musical or theatrical performances on-campus	0% (0)	0% (0)	0% (0)	0% (0)	0% (0)	100% (1)	1		
Intramural athletic offerings	0% (0)	0% (0)	0% (0)	0% (0)	0% (0)	100% (1)	1		
Intercollegiate athletic events	0% (0)	0% (0)	0% (0)	0% (0)	0% (0)	100% (1)	1		
Greek Life	0% (0)	0% (0)	0% (0)	0% (0)	0% (0)	100% (1)	1		
Student Organizations	0% (0)	0% (0)	0% (0)	0% (0)	0% (0)	100% (1)	1		
Total Respondents							1		

8. How well did Fitchburg State University prepare you in terms of the following skill sets:

	Very Well	Well	Neutral	Poorly	Very Poorly	Response Total	Points	Avg
Ability to think analytically and logically	0% (0)	0% (0)	100% (1)	0% (0)	0% (0)	1		
Ability to acquire new skills and knowledge on your own	0% (0)	100% (1)	0% (0)	0% (0)	0% (0)	1		
Ability to use the knowledge, ideas, or perspectives gained from your major field	100% (1)	0% (0)	0% (0)	0% (0)	0% (0)	1		
Ability to orally communicate well	100% (1)	0% (0)	0% (0)	0% (0)	0% (0)	1		
Ability to judge information/ideas/actions/conclusions based on sources/methods/reasoning	0% (0)	100% (1)	0% (0)	0% (0)	0% (0)	1		
Ability to write effectively	0% (0)	0% (0)	0% (0)	100% (1)	0% (0)	1		
Ability to use information technology in intellectual and/or professional pursuits	0% (0)	100% (1)	0% (0)	0% (0)	0% (0)	1		
Ability to understand and appreciate cultural and ethnic differences between people	0% (0)	100% (1)	0% (0)	0% (0)	0% (0)	1		
Ability to understand international perspectives on economic, political, social, and cultural issues	0% (0)	0% (0)	0% (0)	100% (1)	0% (0)	1		
Ability to gain an understanding of or appreciation for the arts	0% (0)	0% (0)	0% (0)	0% (0)	100% (1)	1		
Ability to understand and apply quantitative principles and methods	0% (0)	100% (1)	0% (0)	0% (0)	0% (0)	1		
Ability to understand scientific method	0% (0)	100% (1)	0% (0)	0% (0)	0% (0)	1		
Total Respondents						1		

9. How well did Fitchburg State University prepare you for the following personal and professional situational skill sets:

	Very Well	Well	Neutral	Poorly	Very Poorly	Response Total	Points	Avg
Your ability to work as a member of a team or group	0% (0)	100% (1)	0% (0)	0% (0)	0% (0)	1		
Your ability to get along with people of diverse backgrounds and perspectives	0% (0)	100% (1)	0% (0)	0% (0)	0% (0)	1		
Your ability to lead others effectively	0% (0)	100% (1)	0% (0)	0% (0)	0% (0)	1		
Your ability to evaluate and choose between alternative courses of action	0% (0)	0% (0)	0% (0)	0% (0)	100% (1)	1		
Your awareness of contemporary issues and their causes and consequences	0% (0)	0% (0)	0% (0)	0% (0)	100% (1)	1		
Total Respondents						1		

10. We are always looking for feedback to help us with quality and improvements. Is there something you would like to share with us regarding facilities or your program that wasn't captured above?

[No Answer Entered]

No responses were entered for this question.

Total Respondents 0

(skipped this question) 1

11. What is your level of agreement with the following statements:

	Strongly Agree	Agree	Neutral	Disagree	Strongly Disagree	No Basis for Judgement	Response Total	Points	Avg
Faculty demonstrated commitment to my learning, personal well being and success	100% (1)	0% (0)	0% (0)	0% (0)	0% (0)	0% (0)	1		
Administrators (e.g. vice presidents, deans and directors) demonstrated commitment to my learning, personal well being and success	0% (0)	0% (0)	0% (0)	100% (1)	0% (0)	0% (0)	1		
Other University staff									

demonstrated commitment to my learning, personal well being and success	0% (0)	0% (0)	0% (0)	0% (0)	0% (0)	100% (1)	1
Library resources (e.g. books, database subscriptions, inter-library loan) were adequate for my research and learning needs	100% (1)	0% (0)	0% (0)	0% (0)	0% (0)	0% (0)	1
Library hours and web resource availability were adequate for my research and learning needs	100% (1)	0% (0)	0% (0)	0% (0)	0% (0)	0% (0)	1
Library staff were knowledgeable and demonstrated commitment to my learning and academic success.	0% (0)	0% (0)	0% (0)	0% (0)	0% (0)	100% (1)	1
I learned about research strategies and sources of information from the library staff.	0% (0)	0% (0)	0% (0)	0% (0)	0% (0)	100% (1)	1
Total Respondents							1

12. Please rate your overall experience with the following offices, programs and services at Fitchburg State University:

	Very Positive	Mostly Positive	Neutral	Mostly Negative	Very Negative	No Interaction	Was Unaware	Response Total	Points	Avg
Academic Department Office/Staff	0% (0)	0% (0)	0% (0)	0% (0)	0% (0)	100% (1)	0% (0)	1		
Admissions Office	100% (1)	0% (0)	0% (0)	0% (0)	0% (0)	0% (0)	0% (0)	1		
Advising Center	100% (1)	0% (0)	0% (0)	0% (0)	0% (0)	0% (0)	0% (0)	1		
Bookstore	0% (0)	0% (0)	0% (0)	0% (0)	0% (0)	100% (1)	0% (0)	1		
Capital Planning and Maintenance (e.g. buildings & grounds)	0% (0)	0% (0)	0% (0)	0% (0)	0% (0)	100% (1)	0% (0)	1		
Career Counseling Office	0% (0)	0% (0)	0% (0)	0% (0)	0% (0)	100% (1)	0% (0)	1		
Center for Diversity and Inclusiveness	0% (0)	0% (0)	0% (0)	0% (0)	0% (0)	100% (1)	0% (0)	1		
Chartwell's Dining Services	0% (0)	0% (0)	0% (0)	0% (0)	0% (0)	100% (1)	0% (0)	1		
Commuter Affairs	0% (0)	0% (0)	0% (0)	0% (0)	0% (0)	50% (1)	50% (1)	2		
Counseling Services	0% (0)	0% (0)	0% (0)	0% (0)	0% (0)	100% (1)	0% (0)	1		
Disability Services	0% (0)	0% (0)	0% (0)	0% (0)	0% (0)	100% (1)	0% (0)	1		
Financial Aid	0% (0)	0% (0)	0% (0)	0% (0)	0% (0)	100% (1)	0% (0)	1		
Graduate and Continuing Education (GCE)	100% (1)	0% (0)	0% (0)	0% (0)	0% (0)	0% (0)	0% (0)	1		
Health Services	0% (0)	0% (0)	0% (0)	0% (0)	0% (0)	100% (1)	0% (0)	1		
Housing and Residential Services	0% (0)	0% (0)	0% (0)	0% (0)	0% (0)	100% (1)	0% (0)	1		
Information Desk (Hammond Hall)	0% (0)	0% (0)	0% (0)	0% (0)	0% (0)	100% (1)	0% (0)	1		
International Education (e.g. study abroad)	0% (0)	0% (0)	0% (0)	0% (0)	0% (0)	100% (1)	0% (0)	1		
On-campus Job Recruitment	0% (0)	0% (0)	0% (0)	0% (0)	0% (0)	100% (1)	0% (0)	1		
One Card	0% (0)	0% (0)	0% (0)	0% (0)	0% (0)	100% (1)	0% (0)	1		
Online Services (e.g. financial aid, registration, add/drop)	0% (0)	100% (1)	0% (0)	0% (0)	0% (0)	0% (0)	0% (0)	1		
Parking	0% (0)	100% (1)	0% (0)	0% (0)	0% (0)	0% (0)	0% (0)	1		
Recreation Services	0% (0)	0% (0)	0% (0)	0% (0)	0% (0)	100% (1)	0% (0)	1		
Registrar's Office	100% (1)	0% (0)	0% (0)	0% (0)	0% (0)	0% (0)	0% (0)	1		
Shuttle Service	0% (0)	0% (0)	0% (0)	0% (0)	0% (0)	100% (1)	0% (0)	1		
Student Accounts	0% (0)	100% (1)	0% (0)	0% (0)	0% (0)	0% (0)	0% (0)	1		

Student Development Office	0% (0)	0% (0)	0% (0)	0% (0)	0% (0)	100% (1)	0% (0)	1
Technology Help Desk	0% (0)	0% (0)	0% (0)	0% (0)	0% (0)	100% (1)	0% (0)	1
Tutor Center	0% (0)	0% (0)	0% (0)	0% (0)	0% (0)	100% (1)	0% (0)	1
University Catalog	0% (0)	0% (0)	0% (0)	0% (0)	0% (0)	100% (1)	0% (0)	1
University Email	0% (0)	0% (0)	100% (1)	0% (0)	0% (0)	0% (0)	0% (0)	1
University Police	0% (0)	0% (0)	0% (0)	0% (0)	0% (0)	100% (1)	0% (0)	1
University Website	0% (0)	0% (0)	100% (1)	0% (0)	0% (0)	0% (0)	0% (0)	1
Veteran Services	0% (0)	0% (0)	0% (0)	0% (0)	0% (0)	100% (1)	0% (0)	1
Volunteer Center	0% (0)	0% (0)	0% (0)	0% (0)	0% (0)	100% (1)	0% (0)	1
Total Respondents								1

13. Is there something that you would like to share with us regarding our faculty, staff, or administrators that wasn't captured in the questions above?

[No Answer Entered]

No responses were entered for this question.

Total Respondents 0

(skipped this question) 1

14. Is there something you would like to share with us regarding our offices, programs and services at Fitchburg State University that wasn't captured in the questions above?

[No Answer Entered]

No responses were entered for this question.

Total Respondents 0

(skipped this question) 1

15. Please select your level of agreement with the following statements:

	Very High	High	Average	Low	Very Low	Response Total	Points	Avg
Overall satisfaction with my experience with Fitchburg State University	0% (0)	0% (0)	100% (1)	0% (0)	0% (0)	1		
Likelihood that I will recommend the University to others	0% (0)	0% (0)	0% (0)	100% (1)	0% (0)	1		
Likelihood that I will stay connected to the campus after completion of my degree	0% (0)	0% (0)	100% (1)	0% (0)	0% (0)	1		
Total Respondents						1		

16. As we have stated previously, we are always looking for feedback that will help us improve. Is there something more you would like to share with us about your overall experience at Fitchburg State University?

[No Answer Entered]

No responses were entered for this question.

Total Respondents 0

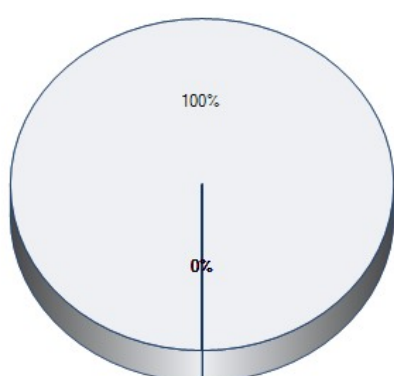
(skipped this question) 1

17. As you prepare to leave Fitchburg State University, we would like to know about your short-term plans. Please mark each of the following as they relate to you currently.

	Yes	No	Not Applicable	Response Total	Points	Avg
I am currently employed or have a job offer in a field closely related to my current program of study	100% (1)	0% (0)	0% (0)	1		
I am currently employed or have a job offer in a field that is not related to my current program of study	0% (0)	100% (1)	0% (0)	1		
I am searching for employment in a field closely related to my current program of study	0% (0)	100% (1)	0% (0)	1		
I am searching for employment in a field not closely related to my current program of study	0% (0)	100% (1)	0% (0)	1		
I have been accepted into a graduate program to continue my education at Fitchburg State University	0% (0)	100% (1)	0% (0)	1		
I have been accepted into a graduate or doctoral						

program to continue my education at another institution	0% (0)	100% (1)	0% (0)	1
I am not planning to continue my education at this time	100% (1)	0% (0)	0% (0)	1
I am pursuing the military	0% (0)	100% (1)	0% (0)	1
Total Respondents				1

18. What is your current or expected (if you are just starting a new position) annual salary?

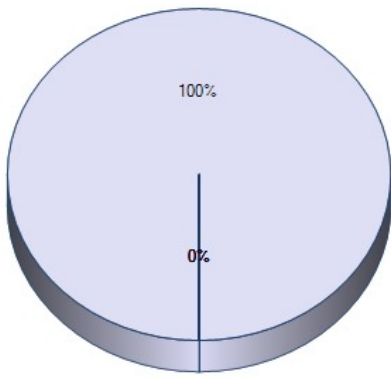


	Response Total	Response Percent
None - not working	0	0%
Less than \$20,000	0	0%
\$20,001 - \$30,000	0	0%
\$30,001 - \$40,000	0	0%
\$40,001 - \$50,000	1	100%
\$50,001 - \$60,000	0	0%
\$60,001 +	0	0%
Prefer not to disclose	0	0%
Total Respondents		1

19. How would you rate the importance of the following while attending Fitchburg State University:

	Very Important	Important	Neutral	Unimportant	Very Unimportant	Response Total	Points	Avg
Small, New England campus	0% (0)	100% (1)	0% (0)	0% (0)	0% (0)	1		
Low student-to-faculty ratio	100% (1)	0% (0)	0% (0)	0% (0)	0% (0)	1		
Accessible to my work/home/family	0% (0)	100% (1)	0% (0)	0% (0)	0% (0)	1		
Close-knit, friendly culture	0% (0)	100% (1)	0% (0)	0% (0)	0% (0)	1		
Diversity of student body	0% (0)	100% (1)	0% (0)	0% (0)	0% (0)	1		
Academic program(s)	100% (1)	0% (0)	0% (0)	0% (0)	0% (0)	1		
Affordability	100% (1)	0% (0)	0% (0)	0% (0)	0% (0)	1		
Faculty	0% (0)	100% (1)	0% (0)	0% (0)	0% (0)	1		
Residential life	0% (0)	0% (0)	0% (0)	0% (0)	100% (1)	1		
Facilities	0% (0)	0% (0)	100% (1)	0% (0)	0% (0)	1		
Financial Aid	0% (0)	0% (0)	0% (0)	100% (1)	0% (0)	1		
Many activities in the region	0% (0)	0% (0)	0% (0)	0% (0)	100% (1)	1		
Services/support to first generation students	0% (0)	0% (0)	0% (0)	0% (0)	100% (1)	1		
Volunteer opportunities	0% (0)	0% (0)	0% (0)	100% (1)	0% (0)	1		
Athletics	0% (0)	0% (0)	0% (0)	0% (0)	100% (1)	1		
Military-friendly	0% (0)	0% (0)	0% (0)	0% (0)	100% (1)	1		
LGBTQ-friendly	0% (0)	100% (1)	0% (0)	0% (0)	0% (0)	1		
Honors Program	0% (0)	0% (0)	0% (0)	0% (0)	100% (1)	1		
Employment prospects	0% (0)	100% (1)	0% (0)	0% (0)	0% (0)	1		
Internships	0% (0)	100% (1)	0% (0)	0% (0)	0% (0)	1		
Study Abroad opportunities	0% (0)	0% (0)	0% (0)	0% (0)	100% (1)	1		
ROTC/National Guard	0% (0)	0% (0)	0% (0)	0% (0)	100% (1)	1		
Total Respondents						1		

20. How many times did you change your major at Fitchburg State University?

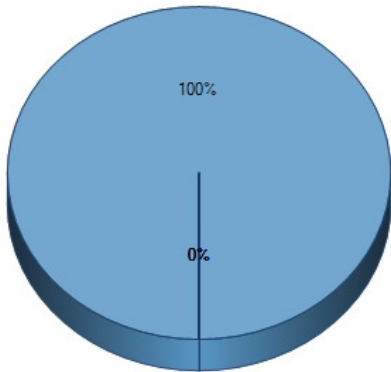


	Response Total	Response Percent
None	1	100%
Once	0	0%
2 Times	0	0%
3 times	0	0%
More than 3 times	0	0%
Total Respondents	1	

21. As you finish your degree journey at Fitchburg State University, we would like to know how much your time here has impacted your growth. Please select the answer that best fits our impact on your growth below.

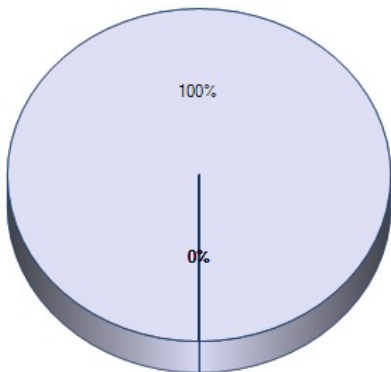
	Very Significant	Significant	No Change	Insignificant	Very Insignificant	Response Total	Points	Avg
Academic Growth (broadened your perception of the need to learn)	0% (0)	0% (0)	100% (1)	0% (0)	0% (0)	1		
Personal Growth	0% (0)	100% (1)	0% (0)	0% (0)	0% (0)	1		
Professional Growth (broaden your understanding of the need to continue to learn to achieve your career goals)	0% (0)	100% (1)	0% (0)	0% (0)	0% (0)	1		
Total Respondents						1		

22. To which gender identity do you most identify?



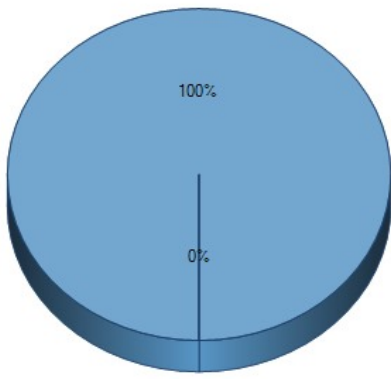
	Response Total	Response Percent
Male	0	0%
Female	1	100%
Transgender Male	0	0%
Transgender Female	0	0%
Do not identify as female, male or transgender	0	0%
Total Respondents	1	

23. To which racial heritage do you predominantly identify?



	Response Total	Response Percent
White/Caucasian	1	100%
Asian	0	0%
Hispanic/Latino	0	0%
Black/African American	0	0%
American Indian	0	0%
Other	0	0%
Total Respondents	1	

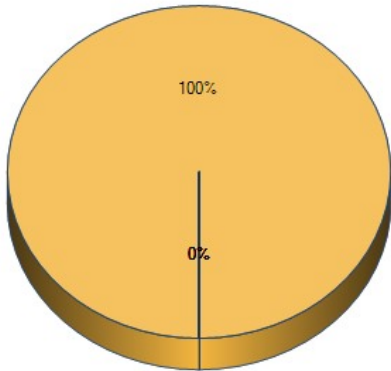
24. During your time at the University, did you attend full-time or part-time?



- Full-time
- Part-time

	Response Total	Response Percent
Full-time	0	0%
Part-time	1	100%
Total Respondents	1	

25. During your time at the University, approximately how many hours did you work per week?



- 0
- 1 - 10
- 11 - 20
- 21 - 30
- 31 - 40
- 40+

	Response Total	Response Percent
0	0	0%
1 - 10	0	0%
11 - 20	0	0%
21 - 30	0	0%
31 - 40	0	0%
40+	1	100%
Total Respondents	1	

26. How many dependents do you have (not including yourself)?

- 1
- 2
- 3
- 4
- 5
- 5+

	Response Total	Response Percent
1	0	0%
2	0	0%
3	0	0%
4	0	0%
5	0	0%
5+	0	0%
Total Respondents	0	
(skipped this question)	1	