

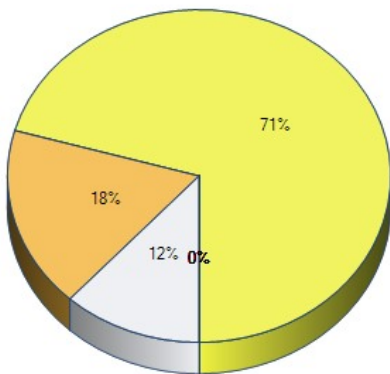
[Export Data CSV](#)

## Graduating Student Feedback 2019 & 2020

Survey Title: Graduating Student Feedback

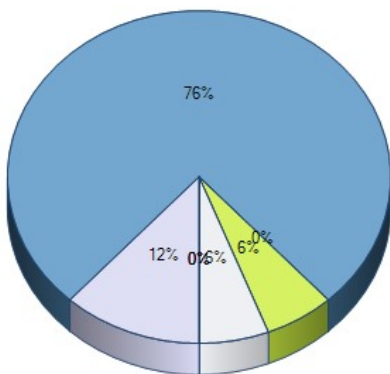
### Responses By Question Analysis:

1. Please select the semester will you complete your program requirements from the list below:



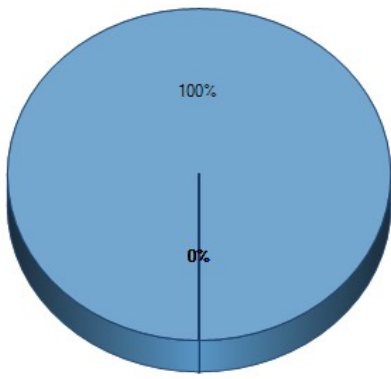
	Response Total	Response Percent
Spring 2018	0	0%
Summer 2018	0	0%
Fall 2018	0	0%
Spring 2019	0	0%
Summer 2019	2	12%
Fall 2019	3	18%
Spring 2020	12	71%
Summer 2020	0	0%
Fall 2020	0	0%
Spring 2021	0	0%
Summer 2021	0	0%
<b>Total Respondents</b>	<b>17</b>	

2. Please select the Degree you are currently completing at Fitchburg State University from the list below:



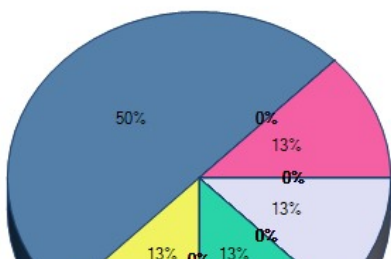
	Response Total	Response Percent
Bachelor of Arts (BA)	2	12%
Bachelor of Science (BS)	13	76%
Certificate of Advanced Graduate Study (CAGS)	0	0%
Master of Arts (MA)	1	6%
Master of Arts in Teaching (MAT)	1	6%
Master of Business Administration (MBA)	0	0%
Master of Education (MEd)	0	0%
Master of Science (MS)	0	0%
<b>Total Respondents</b>	<b>17</b>	

3. Please select the major field your studied for your degree:



	Response Total	Response Percent
Arts Education (MEd only)	0	0%
Biology	17	100%
Business Administration	0	0%
Chemistry	0	0%
Clinical Mental Health Counseling	0	0%
Communication (MS only)	0	0%
Communications Media	0	0%
Computer Information Systems	0	0%
Computer Science	0	0%
Criminal Justice	0	0%
Curriculum and Teaching	0	0%
Early Childhood Education	0	0%
Educational Leadership	0	0%
Economics	0	0%
Elementary Education	0	0%
English Studies	0	0%
Environmental and Earth Science	0	0%
Exercise and Sports Science	0	0%
Game Design	0	0%
Geographic Science and Technology	0	0%
History	0	0%
Human Services	0	0%
Industrial Technology	0	0%
Interdisciplinary Studies	0	0%
LECOM Early Acceptance	0	0%
Mathematics	0	0%
Middle School Education	0	0%
Nursing - General	0	0%
Nursing - LPN to Baccalaureate	0	0%
Nursing - RN to Baccalaureate	0	0%
Occupational/Vocational Education	0	0%
Political Science	0	0%
Psychological Science	0	0%
Sociology	0	0%
Special Education	0	0%
Technology Education (Grades 5-12)	0	0%
<b>Total Respondents</b>	<b>17</b>	

4 . Please select your minor from the list below:

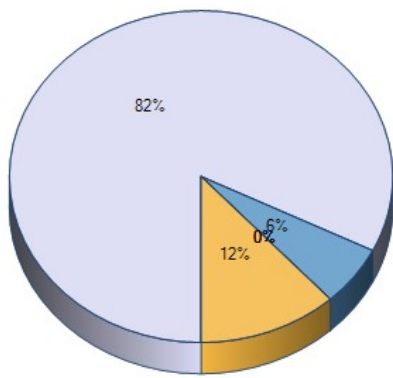


	Response Total	Response Percent
African-American Studies	0	0%
American Studies	0	0%
Art	0	0%
Art History	0	0%
Asian Studies	0	0%



Biology	0	0%
Business Administration	1	12%
Chemistry	4	50%
Communication Studies	0	0%
Computer Science	0	0%
Construction Technology	0	0%
Criminal Justice	1	12%
Deaf Studies	0	0%
Disability Studies	0	0%
Early Childhood Education	0	0%
Economics	0	0%
English Studies - Literature	0	0%
English Studies -- Professional Writing	0	0%
Environmental and Earth Science	0	0%
Film Studies	0	0%
French	0	0%
Game Design	0	0%
Geographic Design	0	0%
History	0	0%
History Secondary Education	0	0%
Industrial Training	0	0%
International Studies	1	12%
Latin	0	0%
Manufacturing Technology	0	0%
Mathematics	0	0%
Mathematics for Education	0	0%
Middle School Education	0	0%
Music	0	0%
Neuroscience, Behavior, and Cognition	0	0%
Peace Studies	0	0%
Philosophy	0	0%
Political Science	0	0%
Psychological Science	0	0%
Romance Languages	0	0%
Social Science	0	0%
Sociology	0	0%
Spanish	1	12%
Special Education	0	0%
Studio Art	0	0%
Theater	0	0%
Women, Gender and Sexuality Studies	0	0%
None	0	0%
<b>Total Respondents</b>	<b>8</b>	
<b>(skipped this question)</b>	<b>9</b>	

5. Please select the student group you most identify with from the list below:



	Response Total	Response Percent
Day Student	14	82%
Evening On Campus Student	1	6%
Evening On-line Student	0	0%
Evening Extended Campus Student	0	0%
Online Student	0	0%
Graduate Student	2	12%
<b>Total Respondents</b>	<b>17</b>	

6. Please rate the following academic experiences at Fitchburg State University:

	Excellent	Very Good	Good	Fair	Poor	Not Applicable	Response Total	Points	Avg
Availability of classes (e.g. time offered, seats open)	18.18% (2)	27.27% (3)	36.36% (4)	9.09% (1)	9.09% (1)	0% (0)	11		
Frequency of course offerings	8.33% (1)	8.33% (1)	41.67% (5)	33.33% (4)	8.33% (1)	0% (0)	12		
Size of classes	63.64% (7)	18.18% (2)	9.09% (1)	9.09% (1)	0% (0)	0% (0)	11		
Quality of instruction	16.67% (2)	25% (3)	50% (6)	8.33% (1)	0% (0)	0% (0)	12		
Quality of texts and other instructional materials	9.09% (1)	18.18% (2)	45.45% (5)	27.27% (3)	0% (0)	0% (0)	11		
Availability of faculty outside of the classroom	18.18% (2)	45.45% (5)	36.36% (4)	0% (0)	0% (0)	0% (0)	11		
Timeliness and relevance of course content	16.67% (2)	25% (3)	58.33% (7)	0% (0)	0% (0)	0% (0)	12		
Quality of high impact (outside the classroom) experiences (e.g. internships, practicum, etc.)	18.18% (2)	9.09% (1)	18.18% (2)	36.36% (4)	0% (0)	18.18% (2)	11		
Overall level of challenge in the coursework	33.33% (4)	33.33% (4)	33.33% (4)	0% (0)	0% (0)	0% (0)	12		
Match between career goals and course-of-study requirements	16.67% (2)	41.67% (5)	25% (3)	16.67% (2)	0% (0)	0% (0)	12		
Overall level of faculty advisement	25% (3)	50% (6)	8.33% (1)	16.67% (2)	0% (0)	0% (0)	12		
<b>Total Respondents</b>							<b>11</b>		
(skipped this question)							6		

7. Please rate the quality of the facilities and activities offered at Fitchburg State University:

	Excellent	Very Good	Good	Fair	Poor	No Interaction	Response Total	Points	Avg
Classrooms	27.27% (3)	36.36% (4)	27.27% (3)	9.09% (1)	0% (0)	0% (0)	11		
Labs	45.45% (5)	36.36% (4)	9.09% (1)	0% (0)	9.09% (1)	0% (0)	11		
Other General facilities (e.g. studios, gym)	27.27% (3)	27.27% (3)	9.09% (1)	9.09% (1)	18.18% (2)	9.09% (1)	11		
Computer Labs	18.18% (2)	18.18% (2)	9.09% (1)	9.09% (1)	0% (0)	45.45% (5)	11		
Library	36.36% (4)	18.18% (2)	18.18% (2)	18.18% (2)	0% (0)	9.09% (1)	11		
Technology in the classroom	9.09% (1)	36.36% (4)	36.36% (4)	18.18% (2)	0% (0)	0% (0)	11		
Online technologies utilized in your classes	18.18% (2)	27.27% (3)	36.36% (4)	18.18% (2)	0% (0)	0% (0)	11		
Musical or theatrical performances on-campus	0% (0)	18.18% (2)	0% (0)	18.18% (2)	0% (0)	63.64% (7)	11		
Intramural athletic offerings	9.09% (1)	18.18% (2)	0% (0)	18.18% (2)	0% (0)	54.55% (6)	11		

Intercollegiate athletic events	10% (1)	10% (1)	20% (2)	20% (2)	0% (0)	40% (4)	<b>10</b>
Greek Life	18.18% (2)	0% (0)	0% (0)	0% (0)	9.09% (1)	72.73% (8)	<b>11</b>
Student Organizations	18.18% (2)	18.18% (2)	0% (0)	18.18% (2)	9.09% (1)	36.36% (4)	<b>11</b>
	<b>Total Respondents</b>						<b>11</b>
	(skipped this question)						6

**8.** How well did Fitchburg State University prepare you in terms of the following skill sets:

	<b>Very Well</b>	<b>Well</b>	<b>Neutral</b>	<b>Poorly</b>	<b>Very Poorly</b>	<b>Response Total</b>	<b>Points</b>	<b>Avg</b>	
Ability to think analytically and logically	18.18% (2)	63.64% (7)	18.18% (2)	0% (0)	0% (0)	<b>11</b>			
Ability to acquire new skills and knowledge on your own	18.18% (2)	54.55% (6)	27.27% (3)	0% (0)	0% (0)	<b>11</b>			
Ability to use the knowledge, ideas, or perspectives gained from your major field	27.27% (3)	54.55% (6)	18.18% (2)	0% (0)	0% (0)	<b>11</b>			
Ability to orally communicate well	27.27% (3)	36.36% (4)	36.36% (4)	0% (0)	0% (0)	<b>11</b>			
Ability to judge information/ideas/actions/conclusions based on sources/methods/reasoning	18.18% (2)	63.64% (7)	18.18% (2)	0% (0)	0% (0)	<b>11</b>			
Ability to write effectively	27.27% (3)	45.45% (5)	27.27% (3)	0% (0)	0% (0)	<b>11</b>			
Ability to use information technology in intellectual and/or professional pursuits	18.18% (2)	45.45% (5)	36.36% (4)	0% (0)	0% (0)	<b>11</b>			
Ability to understand and appreciate cultural and ethnic differences between people	27.27% (3)	54.55% (6)	18.18% (2)	0% (0)	0% (0)	<b>11</b>			
Ability to understand international perspectives on economic, political, social, and cultural issues	9.09% (1)	36.36% (4)	54.55% (6)	0% (0)	0% (0)	<b>11</b>			
Ability to gain an understanding of or appreciation for the arts	9.09% (1)	45.45% (5)	27.27% (3)	9.09% (1)	9.09% (1)	<b>11</b>			
Ability to understand and apply quantitative principles and methods	16.67% (2)	58.33% (7)	25% (3)	0% (0)	0% (0)	<b>12</b>			
Ability to understand scientific method	45.45% (5)	36.36% (4)	18.18% (2)	0% (0)	0% (0)	<b>11</b>			
	<b>Total Respondents</b>						<b>11</b>		
	(skipped this question)						6		

**9.** How well did Fitchburg State University prepare you for the following personal and professional situational skill sets:

	<b>Very Well</b>	<b>Well</b>	<b>Neutral</b>	<b>Poorly</b>	<b>Very Poorly</b>	<b>Response Total</b>	<b>Points</b>	<b>Avg</b>	
Your ability to work as a member of a team or group	54.55% (6)	27.27% (3)	18.18% (2)	0% (0)	0% (0)	<b>11</b>			
Your ability to get along with people of diverse backgrounds and perspectives	45.45% (5)	36.36% (4)	18.18% (2)	0% (0)	0% (0)	<b>11</b>			
Your ability to lead others effectively	45.45% (5)	45.45% (5)	9.09% (1)	0% (0)	0% (0)	<b>11</b>			
Your ability to evaluate and choose between alternative courses of action	36.36% (4)	54.55% (6)	9.09% (1)	0% (0)	0% (0)	<b>11</b>			
Your awareness of contemporary issues and their causes and consequences	27.27% (3)	54.55% (6)	18.18% (2)	0% (0)	0% (0)	<b>11</b>			
	<b>Total Respondents</b>						<b>11</b>		
	(skipped this question)						6		

**10.** We are always looking for feedback to help us with quality and improvements. Is there something you would like to share with us regarding facilities or your program that wasn't captured above?

- Graded work should be given back to students in a timely manner in order to see progress in courses. Blackboard grades should be available when possible. Thompson needs improvements.
  - I switched out of my initial license program because I felt that I was not receiving the proper skills I would need to properly manage a classroom. I think that most of the secondary education professors were great, however, I felt that the topics of the class need to be geared more towards managing a classroom rather than focusing on "technical teaching".
- Satisfied overall with program and facilities.

3. More handicap parking...  
Reinardo Rosario  
Thank you, FSU.
4. the gym thats open to non athletes is outdated and very very small, making it almost uncomfortable and really hard to workout. if i had one suggestion, it would be to update and expand the rec centers gym.

**Total Respondents 4**

(skipped this question) 13

**11.** What is your level of agreement with the following statements:

	<b>Strongly Agree</b>	<b>Agree</b>	<b>Neutral</b>	<b>Disagree</b>	<b>Strongly Disagree</b>	<b>No Basis for Judgement</b>	<b>Response Total</b>	<b>Points</b>	<b>Avg</b>
Faculty demonstrated commitment to my learning, personal well being and success	50% (5)	50% (5)	0% (0)	0% (0)	0% (0)	0% (0)	<b>10</b>		
Administrators (e.g. vice presidents, deans and directors) demonstrated commitment to my learning, personal well being and success	10% (1)	30% (3)	20% (2)	20% (2)	0% (0)	20% (2)	<b>10</b>		
Other University staff demonstrated commitment to my learning, personal well being and success	20% (2)	40% (4)	30% (3)	0% (0)	0% (0)	10% (1)	<b>10</b>		
Library resources (e.g. books, database subscriptions, inter-library loan) were adequate for my research and learning needs	20% (2)	60% (6)	10% (1)	0% (0)	0% (0)	10% (1)	<b>10</b>		
Library hours and web resource availability were adequate for my research and learning needs	30% (3)	40% (4)	10% (1)	10% (1)	0% (0)	10% (1)	<b>10</b>		
Library staff were knowledgeable and demonstrated commitment to my learning and academic success.	18.18% (2)	54.55% (6)	18.18% (2)	0% (0)	0% (0)	9.09% (1)	<b>11</b>		
I learned about research strategies and sources of information from the library staff.	20% (2)	60% (6)	0% (0)	0% (0)	0% (0)	20% (2)	<b>10</b>		
	<b>Total Respondents</b>						<b>10</b>		
	(skipped this question)						7		

**12.** Please rate your overall experience with the following offices, programs and services at Fitchburg State University:

	<b>Very Positive</b>	<b>Mostly Positive</b>	<b>Neutral</b>	<b>Mostly Negative</b>	<b>Very Negative</b>	<b>No Interaction</b>	<b>Was Unaware</b>	<b>Response Total</b>	<b>Points</b>	<b>Avg</b>
Academic Department Office/Staff	45.45% (5)	27.27% (3)	18.18% (2)	0% (0)	0% (0)	9.09% (1)	0% (0)	<b>11</b>		
Admissions Office	36.36% (4)	27.27% (3)	27.27% (3)	0% (0)	0% (0)	9.09% (1)	0% (0)	<b>11</b>		
Advising Center	25% (3)	16.67% (2)	33.33% (4)	0% (0)	0% (0)	25% (3)	0% (0)	<b>12</b>		
Bookstore	27.27% (3)	36.36% (4)	18.18% (2)	9.09% (1)	0% (0)	9.09% (1)	0% (0)	<b>11</b>		
Capital Planning and Maintenance (e.g. buildings & grounds)	18.18% (2)	9.09% (1)	27.27% (3)	9.09% (1)	0% (0)	27.27% (3)	9.09% (1)	<b>11</b>		
Career Counseling Office	18.18% (2)	0% (0)	9.09% (1)	0% (0)	0% (0)	54.55% (6)	18.18% (2)	<b>11</b>		
Center for Diversity and Inclusiveness	0% (0)	9.09% (1)	9.09% (1)	0% (0)	0% (0)	81.82% (9)	0% (0)	<b>11</b>		
Chartwell's Dining Services	20% (2)	20% (2)	30% (3)	20% (2)	0% (0)	10% (1)	0% (0)	<b>10</b>		

Commuter Affairs	10% (1)	10% (1)	10% (1)	0% (0)	0% (0)	70% (7)	0% (0)	<b>10</b>
Counseling Services	27.27% (3)	0% (0)	0% (0)	0% (0)	0% (0)	72.73% (8)	0% (0)	<b>11</b>
Disability Services	10% (1)	20% (2)	0% (0)	0% (0)	0% (0)	70% (7)	0% (0)	<b>10</b>
Financial Aid	10% (1)	10% (1)	40% (4)	0% (0)	0% (0)	40% (4)	0% (0)	<b>10</b>
Graduate and Continuing Education (GCE)	9.09% (1)	9.09% (1)	0% (0)	0% (0)	0% (0)	72.73% (8)	9.09% (1)	<b>11</b>
Health Services	9.09% (1)	45.45% (5)	9.09% (1)	0% (0)	0% (0)	36.36% (4)	0% (0)	<b>11</b>
Housing and Residential Services	0% (0)	27.27% (3)	27.27% (3)	9.09% (1)	0% (0)	36.36% (4)	0% (0)	<b>11</b>
Information Desk (Hammond Hall)	18.18% (2)	18.18% (2)	9.09% (1)	0% (0)	0% (0)	54.55% (6)	0% (0)	<b>11</b>
International Education (e.g. study abroad)	0% (0)	0% (0)	9.09% (1)	0% (0)	0% (0)	90.91% (10)	0% (0)	<b>11</b>
On-campus Job Recruitment	0% (0)	9.09% (1)	36.36% (4)	0% (0)	0% (0)	54.55% (6)	0% (0)	<b>11</b>
One Card	27.27% (3)	36.36% (4)	18.18% (2)	0% (0)	0% (0)	18.18% (2)	0% (0)	<b>11</b>
Online Services (e.g. financial aid, registration, add/drop)	18.18% (2)	45.45% (5)	27.27% (3)	9.09% (1)	0% (0)	0% (0)	0% (0)	<b>11</b>
Parking	8.33% (1)	0% (0)	33.33% (4)	16.67% (2)	33.33% (4)	8.33% (1)	0% (0)	<b>12</b>
Recreation Services	22.22% (2)	33.33% (3)	44.44% (4)	0% (0)	0% (0)	0% (0)	0% (0)	<b>9</b>
Registrar's Office	36.36% (4)	18.18% (2)	27.27% (3)	9.09% (1)	0% (0)	9.09% (1)	0% (0)	<b>11</b>
Shuttle Service	18.18% (2)	0% (0)	27.27% (3)	18.18% (2)	0% (0)	36.36% (4)	0% (0)	<b>11</b>
Student Accounts	18.18% (2)	27.27% (3)	36.36% (4)	0% (0)	0% (0)	18.18% (2)	0% (0)	<b>11</b>
Student Development Office	18.18% (2)	9.09% (1)	27.27% (3)	0% (0)	0% (0)	36.36% (4)	9.09% (1)	<b>11</b>
Technology Help Desk	20% (2)	40% (4)	20% (2)	0% (0)	0% (0)	20% (2)	0% (0)	<b>10</b>
Tutor Center	25% (3)	41.67% (5)	8.33% (1)	0% (0)	0% (0)	25% (3)	0% (0)	<b>12</b>
University Catalog	9.09% (1)	18.18% (2)	18.18% (2)	0% (0)	0% (0)	54.55% (6)	0% (0)	<b>11</b>
University Email	30% (3)	20% (2)	50% (5)	0% (0)	0% (0)	0% (0)	0% (0)	<b>10</b>
University Police	36.36% (4)	9.09% (1)	18.18% (2)	9.09% (1)	0% (0)	27.27% (3)	0% (0)	<b>11</b>
University Website	36.36% (4)	18.18% (2)	45.45% (5)	0% (0)	0% (0)	0% (0)	0% (0)	<b>11</b>
Veteran Services	9.09% (1)	0% (0)	9.09% (1)	0% (0)	0% (0)	81.82% (9)	0% (0)	<b>11</b>
Volunteer Center	18.18% (2)	9.09% (1)	9.09% (1)	0% (0)	0% (0)	63.64% (7)	0% (0)	<b>11</b>

**Total Respondents 11**

(skipped this question) 6

**13.** Is there something that you would like to share with us regarding our faculty, staff, or administrators that wasn't captured in the questions above?

1. The humanities department is horrible, the professors quality and or training is below standards. Specifically the spanish teachers won't name any.
2. Very Satisfied overall.
3. n/a

**Total Respondents 3**

(skipped this question) 14

**14.** Is there something you would like to share with us regarding our offices, programs and services at Fitchburg State University that wasn't captured in the questions above?

1. I LOVE THE COUNSELING SERVICES. KAY IS THE BEST!  
The lady at the front desk of the registrar's office rarely knew how to help me with basic questions, always telling me she wasn't sure what I needed to do from there. She was never very pleasant my entire career at FSU, and a lot of the time I had to go back and forth between her and my adviser, who was usually more helpful. After talking to my adviser, I was told to ask for the man who is in charge of the registrar's office and he was BEYOND HELPFUL! Absolutely loved every interaction I had with him as he was pleasant and knew exactly how to help. Definitely strengthened by confidence in turning to them for help with registration questions.
2. Parking for commuters is a mess. The lot on Ross needs another entrance and exit and closing this lot during homecoming is not fair to commuters who are paying for a parking pass.
3. Satisfied overall.
4. More handicap parking.
5. n/a

(skipped this question) 12

15. Please select your level of agreement with the following statements:

	Very High	High	Average	Low	Very Low	Response Total	Points	Avg
Overall satisfaction with my experience with Fitchburg State University	45.45% (5)	27.27% (3)	27.27% (3)	0% (0)	0% (0)	11		
Likelihood that I will recommend the University to others	54.55% (6)	18.18% (2)	27.27% (3)	0% (0)	0% (0)	11		
Likelihood that I will stay connected to the campus after completion of my degree	27.27% (3)	27.27% (3)	27.27% (3)	18.18% (2)	0% (0)	11		
<b>Total Respondents</b>						<b>11</b>		
(skipped this question)						6		

16. As we have stated previously, we are always looking for feedback that will help us improve. Is there something more you would like to share with us about your overall experience at Fitchburg State University?

- I think the school should have more diversity, more african american sororities, I hear a lot about people of different or bi racial that don't feel comfortable in the sororities and the sororities aren't the most welcoming. After being involved with the university for my four years, I always recommend Fitchburg State to high school graduates and parents. Being involved in the campus community gave me a sense of leadership and empowered me to try new things and carry myself with confidence in the college community, as well as in my outside life. 10/10 would recommend!
- 
- Very satisfied, thank you FSU.
- n/a

Total Respondents 4

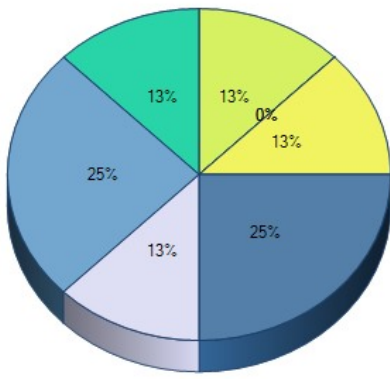
(skipped this question) 13

17. As you prepare to leave Fitchburg State University, we would like to know about your short-term plans. Please mark each of the following as they relate to you currently.

	Yes	No	Not Applicable	Response Total	Points	Avg
I am currently employed or have a job offer in a field closely related to my current program of study	27.27% (3)	63.64% (7)	9.09% (1)	11		
I am currently employed or have a job offer in a field that is not related to my current program of study	54.55% (6)	18.18% (2)	27.27% (3)	11		
I am searching for employment in a field closely related to my current program of study	72.73% (8)	0% (0)	27.27% (3)	11		
I am searching for employment in a field not closely related to my current program of study	9.09% (1)	63.64% (7)	27.27% (3)	11		
I have been accepted into a graduate program to continue my education at Fitchburg State University	0% (0)	63.64% (7)	36.36% (4)	11		
I have been accepted into a graduate or doctoral program to continue my education at another institution	0% (0)	45.45% (5)	54.55% (6)	11		
I am not planning to continue my education at this time	27.27% (3)	54.55% (6)	18.18% (2)	11		
I am pursuing the military	0% (0)	70% (7)	30% (3)	10		
<b>Total Respondents</b>				<b>11</b>		
(skipped this question)				6		

18. What is your current or expected (if you are just starting a new position) annual salary?





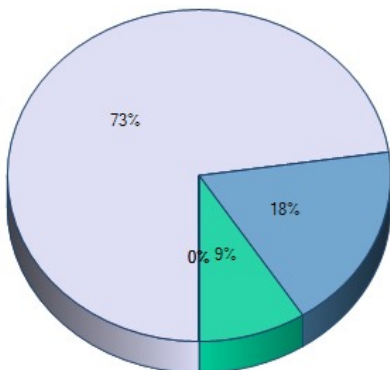
	Response Total	Response Percent
None - not working	1	12%
Less than \$20,000	2	25%
\$20,001 - \$30,000	1	12%
\$30,001 - \$40,000	1	12%
\$40,001 - \$50,000	0	0%
\$50,001 - \$60,000	0	0%
\$60,001 +	1	12%
Prefer not to disclose	2	25%

**Total Respondents** 8  
 (skipped this question) 9

**19.** How would you rate the importance of the following while attending Fitchburg State University:

	Very Important	Important	Neutral	Unimportant	Very Unimportant	Response Total	Points	Avg
Small, New England campus	45.45% (5)	27.27% (3)	27.27% (3)	0% (0)	0% (0)	11		
Low student-to-faculty ratio	54.55% (6)	27.27% (3)	18.18% (2)	0% (0)	0% (0)	11		
Accessible to my work/home/family	63.64% (7)	18.18% (2)	18.18% (2)	0% (0)	0% (0)	11		
Close-knit, friendly culture	60% (6)	30% (3)	10% (1)	0% (0)	0% (0)	10		
Diversity of student body	36.36% (4)	45.45% (5)	18.18% (2)	0% (0)	0% (0)	11		
Academic program(s)	72.73% (8)	27.27% (3)	0% (0)	0% (0)	0% (0)	11		
Affordability	90.91% (10)	9.09% (1)	0% (0)	0% (0)	0% (0)	11		
Faculty	54.55% (6)	36.36% (4)	9.09% (1)	0% (0)	0% (0)	11		
Residential life	0% (0)	40% (4)	50% (5)	10% (1)	0% (0)	10		
Facilities	18.18% (2)	72.73% (8)	9.09% (1)	0% (0)	0% (0)	11		
Financial Aid	45.45% (5)	27.27% (3)	18.18% (2)	9.09% (1)	0% (0)	11		
Many activities in the region	27.27% (3)	18.18% (2)	45.45% (5)	9.09% (1)	0% (0)	11		
Services/support to first generation students	27.27% (3)	36.36% (4)	27.27% (3)	9.09% (1)	0% (0)	11		
Volunteer opportunities	9.09% (1)	36.36% (4)	45.45% (5)	9.09% (1)	0% (0)	11		
Athletics	27.27% (3)	27.27% (3)	36.36% (4)	9.09% (1)	0% (0)	11		
Military-friendly	41.67% (5)	0% (0)	50% (6)	8.33% (1)	0% (0)	12		
LGBTQ-friendly	54.55% (6)	0% (0)	36.36% (4)	9.09% (1)	0% (0)	11		
Honors Program	18.18% (2)	27.27% (3)	45.45% (5)	9.09% (1)	0% (0)	11		
Employment prospects	27.27% (3)	36.36% (4)	36.36% (4)	0% (0)	0% (0)	11		
Internships	27.27% (3)	36.36% (4)	27.27% (3)	9.09% (1)	0% (0)	11		
Study Abroad opportunities	9.09% (1)	36.36% (4)	45.45% (5)	9.09% (1)	0% (0)	11		
ROTC/National Guard	9.09% (1)	27.27% (3)	54.55% (6)	9.09% (1)	0% (0)	11		
<b>Total Respondents</b>						11		
(skipped this question)						6		

**20.** How many times did you change your major at Fitchburg State University?



	Response Total	Response Percent
None	8	73%
Once	2	18%
2 Times	1	9%
3 times	0	0%
More than 3 times	0	0%

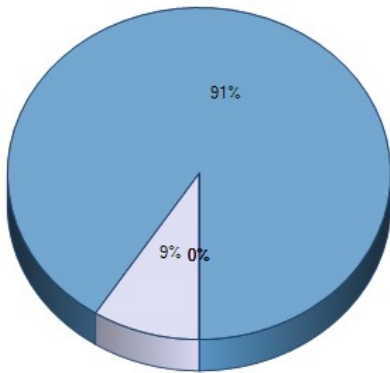
**Total Respondents** 11  
 (skipped this question) 6

**21.** As you finish your degree journey at Fitchburg State University, we would like to know how much your time here has impacted your growth. Please select the answer that best fits our impact on your growth below.

	Very Significant	Significant	No Change	Insignificant	Very Insignificant	Response Total	Points	Avg
Academic Growth (broadened your perception of the need to learn)	45.45% (5)	54.55% (6)	0% (0)	0% (0)	0% (0)	11		
Personal Growth	54.55% (6)	45.45% (5)	0% (0)	0% (0)	0% (0)	11		
Professional Growth (broaden your understanding of the need to continue to learn to achieve your career goals)	45.45% (5)	54.55% (6)	0% (0)	0% (0)	0% (0)	11		

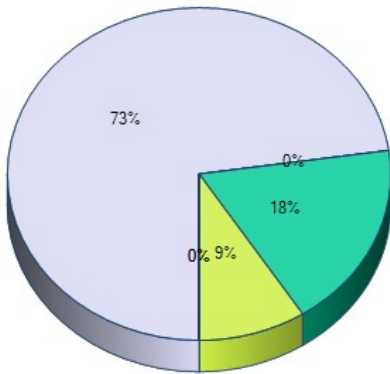
**Total Respondents** 11  
(skipped this question) 6

22. To which gender identity do you most identify?



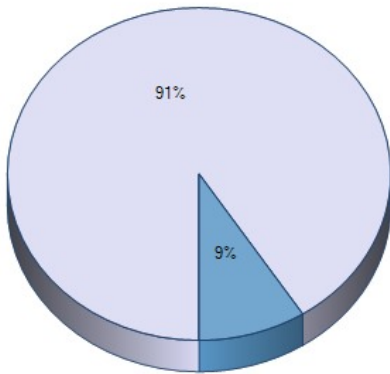
	Response Total	Response Percent
Male	1	9%
Female	10	91%
Transgender Male	0	0%
Transgender Female	0	0%
Do not identify as female, male or transgender	0	0%
<b>Total Respondents</b>	<b>11</b>	
(skipped this question)	6	

23. To which racial heritage do you predominantly identify?



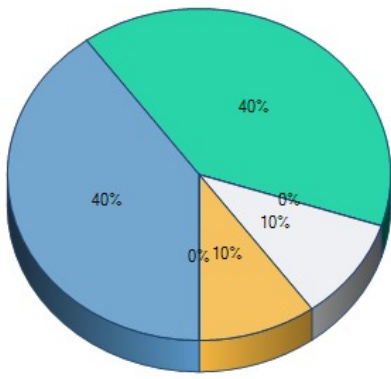
	Response Total	Response Percent
White/Caucasian	8	73%
Asian	0	0%
Hispanic/Latino	2	18%
Black/African American	1	9%
American Indian	0	0%
Other	0	0%
<b>Total Respondents</b>	<b>11</b>	
(skipped this question)	6	

24. During your time at the University, did you attend full-time or part-time?



	Response Total	Response Percent
Full-time	10	91%
Part-time	1	9%
<b>Total Respondents</b>	<b>11</b>	
(skipped this question)	6	

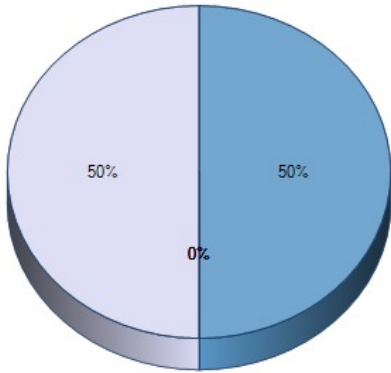
25. During your time at the University, approximately how many hours did you work per week?



- 0
- 1 - 10
- 11 - 20
- 21 - 30
- 31 - 40
- 40+

	Response Total	Response Percent
0	0	0%
1 - 10	4	40%
11 - 20	4	40%
21 - 30	0	0%
31 - 40	1	10%
40+	1	10%
<b>Total Respondents</b>	<b>10</b>	
<b>(skipped this question)</b>	<b>7</b>	

26. How many dependents do you have (not including yourself)?



- 1
- 2
- 3
- 4
- 5
- 5+

	Response Total	Response Percent
1	1	50%
2	1	50%
3	0	0%
4	0	0%
5	0	0%
5+	0	0%
<b>Total Respondents</b>	<b>2</b>	
<b>(skipped this question)</b>	<b>15</b>	