

[Export Data CSV](#)

Third Year Alumni Feedback 17'

Survey Title: Third Year Alumni Feedback 17'

Survey Properties:

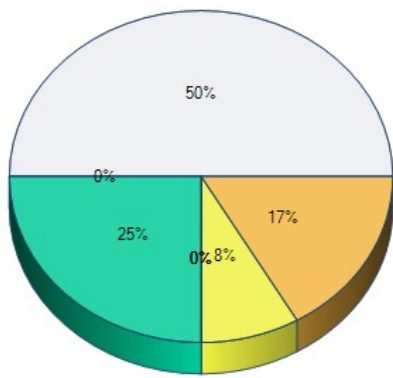
Total Respondents: 210

Responses By Question Analysis:

1. We would like to know about your short-term plans. Please mark each of the following as they relate to you currently:

	Yes	No	Not Applicable	Response Total
I am currently employed or have a job offer in a field closely related to my degree	61.54% (8)	30.77% (4)	7.69% (1)	13
I am currently employed or have a job offer in a field that is not related to my degree	36.36% (4)	63.64% (7)	0% (0)	11
I am searching for employment in a field closely related to my degree	25% (3)	50% (6)	25% (3)	12
I am searching for employment in a field not closely related to my degree	0% (0)	75% (9)	25% (3)	12
I have been accepted into a graduate program to continue my education at Fitchburg State University	0% (0)	66.67% (8)	33.33% (4)	12
I have been accepted into a graduate or doctoral program to continue my education at another institution	16.67% (2)	50% (6)	33.33% (4)	12
I am not planning to continue my education at this time	63.64% (7)	36.36% (4)	0% (0)	11
I am a member of the Armed Forces	0% (0)	100% (11)	0% (0)	11
			Total Respondents	12

2. How long did it take you to find your first position after graduating?



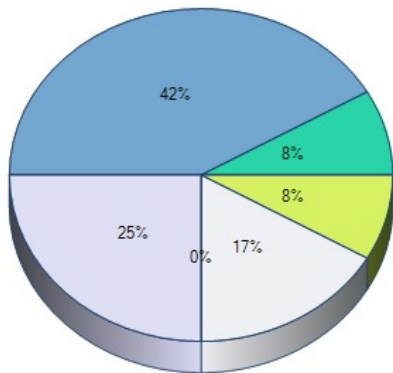
	Response Total	Response Percent
Have not found a position yet	0	0%
Held the position while I completed my degree	0	0%
Secured my position prior to graduation	3	25%
Less than 30 days after graduation	0	0%
1 - 3 months after graduation	6	50%
4-6 months after graduation	2	17%
7 or more months after graduation	1	8%
Did not pursue employment	0	0%
Total Respondents	12	

3. How many times have you changed employers or been promoted since graduation three years ago?

1. About 3
2. I have changed employers multiple times because my internship was a waste of time.
3. 2
4. Only once.
5. 7
6. 4 times.
7. I sort of changed employers once. I worked for a film production company and our biggest client hired me full time to work for them after 2 years.
8. Many times, as an actor we work on different productions.
9. Promoted: 3 times
Changed employers: 1 times
10. I am unsure if paid internships count. I was employed first in July 2017, left that position to pursue graduate school MFA in NYC, had 4 paid internships there before being hired full time in February of 2020.
11. 3
12. Just once went from a freelance position to a full time position at a different company.

Total Respondents 12

4. Are you satisfied with the course of your career thus far?



	Response Total	Response Percent
Very Satisfied	3	25%
Satisfied	5	42%
Neutral	1	8%
Dissatisfied	1	8%
Very Dissatisfied	2	17%
Not Working at This Time	0	0%
Total Respondents	12	

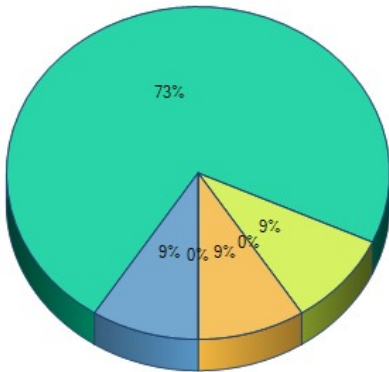
5. Where are you currently employed and what is your job title?

1. Grad student at MassArt where I'm also the advisor for their PULSE program/Title IX contact
2. A medical supply company working in customer service.
3. Hair Stylist at Salon CU
4. I was working at On The Water Media, as an Associate TV Producer for NBC Sports, until I was laid off, due to Covid-19. I am currently a full-time automotive YouTuber and freelance videographer, until I can return to On The Water, or find another position in my field.
5. Assistant Production Coordinator - Screen Gems Productions, Inc.
6. I'm currently employed at CPK Media, LLC (Christopher Kimball's Milk Street) and my job title is Digital Content Coordinator
7. Niwaki - Story Team (video production)

- 8. Actor.
- 9. Thermo Fisher Scientific, Senior Site Specialist
- 10. Baruch Performing Arts Center at Baruch College. I am a marketing manager.
- 11. Admin
- 12. I am an Audio visual Manager for the Tsongas Center in Lowell Massachusetts. I work for Spectra which manages the facility.

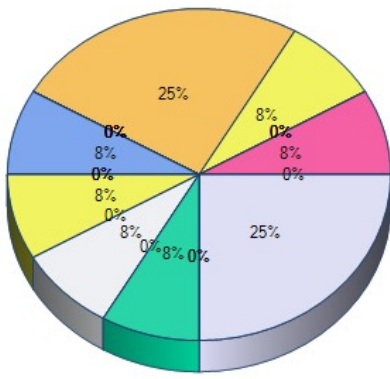
Total Respondents 12

6. In what sector are you employed?



	Response Total	Response Percent
<input type="checkbox"/> Not employed	0	0%
<input type="checkbox"/> Self-employed	1	9%
<input type="checkbox"/> For-profit corporation/company	8	73%
<input type="checkbox"/> Government or other public institution or agency	1	9%
<input type="checkbox"/> Military	0	0%
<input type="checkbox"/> Non-profit organization, institution or NGO	1	9%
Total Respondents	11	
(skipped this question)	1	

7. Please select the industry that best describes your employer.



	Response Response	
	Total	Percent
<input type="checkbox"/> N/A - Not working	0	0%
<input type="checkbox"/> Agriculture	0	0%
<input type="checkbox"/> Biotech/Pharmaceutical	1	8%
<input type="checkbox"/> Business Services	0	0%
<input type="checkbox"/> Communications/Marketing/PR	1	8%
<input type="checkbox"/> Computer Science/Technology	0	0%
<input type="checkbox"/> Education: Higher Education	1	8%
<input type="checkbox"/> Education: PreK - High School	0	0%
<input type="checkbox"/> Engineering	0	0%
<input type="checkbox"/> Environment	0	0%
<input type="checkbox"/> Financial Services	1	8%
<input type="checkbox"/> Fine/Performing Arts	0	0%
<input type="checkbox"/> Food Service	0	0%
<input type="checkbox"/> Healthcare	0	0%
<input type="checkbox"/> Hospitality/Tourism/Travel	0	0%
<input type="checkbox"/> Information Technology	0	0%
<input type="checkbox"/> Law/Legal Services	0	0%
<input type="checkbox"/> Manufacturing	0	0%
<input type="checkbox"/> Media/Journalism/Publishing	3	25%
<input type="checkbox"/> Medicine	1	8%
<input type="checkbox"/> Military/Defense	0	0%
<input type="checkbox"/> Politics/Public Policy/Advocacy	0	0%
<input type="checkbox"/> Retail	0	0%
<input type="checkbox"/> Social Services	0	0%
<input type="checkbox"/> Sports/Fitness	1	8%
<input type="checkbox"/> Technology	0	0%
<input type="checkbox"/> Other, please specify	3	25%
Total Respondents	12	

Personal care, beauty, hair styling

Consulting (LEAN manufacturing)

actor

8. We are always interested in our Alumni's continued interest in their personal and professional development. Which, if any, professional organizations have you joined since completing your program of study?

1. Women in Film and Video New England
2. None.
3. I have not joined any professional organizations.
4. None.
5. None
6. SAG-Aftra, union for tv/film performers.
7. I don't believe this applies to me.
8. None

Total Respondents 8

9. We believe that Fitchburg State Alumni are always expanding their body of knowledge and would like to know what types of professional development activities you have engaged in since completion of your program of study? (i.e. attended conferences or workshops, given presentation at conference or workshops, conducting scholarly research, licensures or certifications completed, etc.)

1. Went to cosmetology school and was licensed within 8 months of graduation from Fitchburg. After finishing a media internship at a hair salon, began pursuing my career in the beauty industry.
2. Auto Mechanics & Audio Engineering.
3. I have not engaged in any professional development activities.
4. None.
5. Ive attended many conferences around LEAN methodology, design thinking, and sustainability through my company.
6. Certification in UX Design at CareerFoundry (set to complete Dec 2020)
I attended URTA in January of 2018 (University Resident Theater Association for both auditions for graduate acting programs and interviews for graduate performing arts management programs. I chose Brooklyn College for the latter and gave many presentations while in school including writing my thesis this past spring. This October, I will be attending a Capacity Interactive Boot Camp for Digital Media Marketing.
7. None

Total Respondents 8

10. We like to know where our graduates are in the world. Please provide us with the city and state or country in which you currently reside.

1. Waltham MA
I live in the same city and state because nothing at Fitchburg state prepared me for what I wanted to do in life. I work at a dead end job, not at all related to my degree. I'm disappointed with Fitchburg and I am ashamed I went here.
2. Watertown MA
3. Wrentham, MA
4. Saugus, Massachusetts
5. Boston, Massachusetts
6. Worcester, MA
7. Lawrence, MA.
8. Somerville MA
9. I resided in Brooklyn, New York until last March. I'm currently residing in Leominster, Massachusetts working remotely with plans to return to New York in January.
10. MA
11. Lowell Massachusetts

Total Respondents 12

11. Rate the quality of the following with respect to the degree you received three years ago:

	Excellent	Good	Fair	Poor	Response Total
Quality of faculty instruction	66.67% (8)	25% (3)	0% (0)	8.33% (1)	12
Level of individual attention	58.33% (7)	25% (3)	8.33% (1)	8.33% (1)	12
Quality of academic advisement	58.33% (7)	33.33% (4)	0% (0)	8.33% (1)	12
Curriculum linked to job related skills and knowledge	25% (3)	58.33% (7)	8.33% (1)	8.33% (1)	12
Preparation to meet the demands of my job	16.67% (2)	58.33% (7)	16.67% (2)	8.33% (1)	12
Preparation to continue my education	33.33% (4)	41.67% (5)	16.67% (2)	8.33% (1)	12
Total Respondents					12

12. Please select your level of agreement with the following statements:

	Very High	High	Average	Low	Very Low	Response Total
Overall satisfaction with my experience with Fitchburg State University	41.67% (5)	33.33% (4)	16.67% (2)	0% (0)	8.33% (1)	12
Total Respondents						12

13. Looking back at your academic career at Fitchburg State University, please select your level of agreement with the following:

	Strongly Agree	Agree	Neutral	Disagree	Strongly Disagree	Response Total
The social and interpersonal skills you developed have impacted your life	66.67% (8)	16.67% (2)	0% (0)	8.33% (1)	8.33% (1)	12

You have benefitted from the personal connections you made	46.15% (6)	30.77% (4)	7.69% (1)	0% (0)	15.38% (2)	13
You have benefitted from the social networks of which you were/are a part	33.33% (4)	33.33% (4)	16.67% (2)	0% (0)	16.67% (2)	12
The benefits of attending were worth the financial cost	41.67% (5)	33.33% (4)	8.33% (1)	8.33% (1)	8.33% (1)	12
Total Respondents						12

14. How well did Fitchburg State University prepare you in terms of the following skill sets:

	Very Well	Well	Neutral	Poorly	Very Poorly	Response Total
Ability to think analytically and logically	41.67% (5)	41.67% (5)	8.33% (1)	0% (0)	8.33% (1)	12
Ability to acquire new skills and knowledge on your own	50% (6)	33.33% (4)	0% (0)	8.33% (1)	8.33% (1)	12
Ability to use the knowledge, ideas, or perspectives gained from your major field	58.33% (7)	25% (3)	0% (0)	8.33% (1)	8.33% (1)	12
Ability to orally communicate well	41.67% (5)	33.33% (4)	8.33% (1)	8.33% (1)	8.33% (1)	12
Ability to judge information/ideas/actions/conclusions based on sources/methods/reasoning	41.67% (5)	33.33% (4)	16.67% (2)	0% (0)	8.33% (1)	12
Ability to write effectively	41.67% (5)	25% (3)	16.67% (2)	8.33% (1)	8.33% (1)	12
Ability to use information technology in intellectual and/or professional pursuits	33.33% (4)	41.67% (5)	8.33% (1)	8.33% (1)	8.33% (1)	12
Ability to understand and appreciate cultural and ethnic differences between people	50% (6)	25% (3)	8.33% (1)	8.33% (1)	8.33% (1)	12
Ability to understand international perspectives on economic, political, social, and cultural issues	33.33% (4)	33.33% (4)	16.67% (2)	8.33% (1)	8.33% (1)	12
Ability to gain an understanding of or appreciation for the arts	58.33% (7)	25% (3)	8.33% (1)	0% (0)	8.33% (1)	12
Ability to understand and apply quantitative principles and methods	16.67% (2)	58.33% (7)	8.33% (1)	8.33% (1)	8.33% (1)	12
Ability to understand scientific method	16.67% (2)	50% (6)	16.67% (2)	8.33% (1)	8.33% (1)	12
Total Respondents						12

15. How well did Fitchburg State University prepare you for the following personal and professional situational skill sets:

	Very Well	Well	Neutral	Poorly	Very Poorly	Response Total
Your ability to work as a member of a team or group	58.33% (7)	25% (3)	0% (0)	0% (0)	16.67% (2)	12
Your ability to get along with people of diverse backgrounds and perspectives	66.67% (8)	16.67% (2)	0% (0)	8.33% (1)	8.33% (1)	12
Your ability to lead others effectively	58.33% (7)	25% (3)	0% (0)	8.33% (1)	8.33% (1)	12
Your ability to evaluate and choose between alternative courses of action	41.67% (5)	41.67% (5)	0% (0)	0% (0)	16.67% (2)	12
Your awareness of contemporary issues and their cause and consequences	58.33% (7)	25% (3)	8.33% (1)	0% (0)	8.33% (1)	12
Total Respondents						12

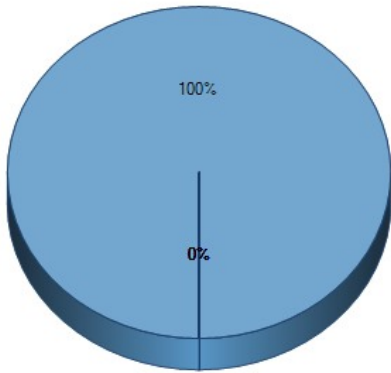
16. What did we not ask you about but you feel we should know?

- Any skill listed on this questionnaire, I already had before I made it to Fitchburg. This school did nothing to help me grow. The internship program is awful and Charles is the least helpful person when it comes to needing help finding an internship. The counselors for internships are rude. I believe her name was Anne. I had a decent GPA, above 3.6. She said people with high GPAs get to leave the state for their internship. When I told her mine, she looked at me like I was lying and then tried to back track her statement. I would not recommend this school to anyone who wants to better themselves. What a waste of time and money this place was.
- This is specific to the Comm Media department, but I think there should be some assessment of the internship program and Fitchburg State's general work toward helping its students find jobs when they graduate. I feel that many graduates feel unprepared for finding employment once their internship ends. I also feel that internships should be more actively encouraged prior to the final semester.
 - N/A

4. I think education needs a radical shift in how they teach people and I don't have the answers but I think education systems need to re-evaluate their methods.
5. The level of individual attention available at Fitchburg, in addition to the social/extracurricular groups, was the main reason I regard my time at Fitchburg highly.
I double concentrated in theater and Professional Communications and grew immensely as an individual due to the exemplary teaching from Kelly Morgan, Richard McElvain and Rob Carr. Also, the connections that the university gave me were sometimes made academically, but much more so made in one of my extracurriculars; being on an E-board, campus jobs, leadership retreats, acapella, etc. I highly recommend for students to take advantage of the extracurriculars when it is safe to do so.
- 6.

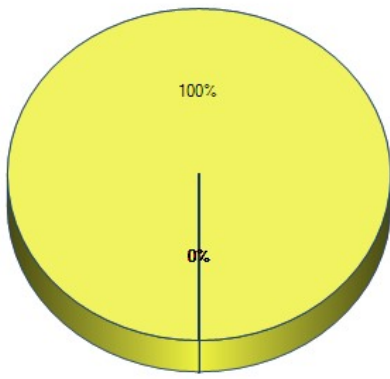
Total Respondents 6

17. Please select the Degree you completed at Fitchburg State University from the list below.



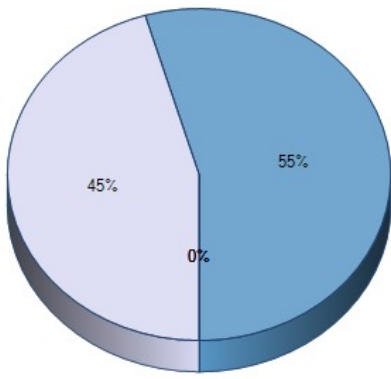
	Response Total	Response Percent
<input type="checkbox"/> Bachelor of Arts (BA)	0	0%
<input checked="" type="checkbox"/> Bachelor of Science (BS)	12	100%
<input type="checkbox"/> Certificate of Graduate Study (CAGS)	0	0%
<input type="checkbox"/> Master of Arts (MA)	0	0%
<input type="checkbox"/> Master of Arts in Teaching (MAT)	0	0%
<input type="checkbox"/> Master of Business Administration (MBA)	0	0%
<input type="checkbox"/> Master of Education (MEd)	0	0%
<input type="checkbox"/> Master of Science (MS)	0	0%
Total Respondents	12	

18. Please select the major field studied for your degree:



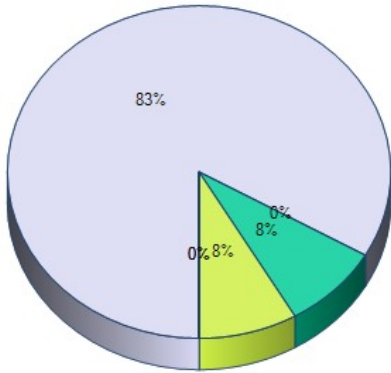
	Response Total	Response Percent
Arts Education (MEd only)	0	0%
Biology	0	0%
Business Administration	0	0%
Chemistry	0	0%
Clinical Mental Health Counseling	0	0%
Communication (MS only)	0	0%
Communications Media	12	100%
Computer Information Systems	0	0%
Computer Science	0	0%
Criminal Justice	0	0%
Curriculum and Teaching (MEd only)	0	0%
Early Childhood Education	0	0%
Educational Leadership and Management (MEd only)	0	0%
Economics	0	0%
Elementary Education	0	0%
English Studies	0	0%
Environmental and Earth Science	0	0%
Exercise and Sports Science	0	0%
Game Design	0	0%
Geographic Science and Technology	0	0%
History	0	0%
Human Services	0	0%
Industrial Technology	0	0%
Interdisciplinary Studies	0	0%
LECOM Early Acceptance	0	0%
Mathematics	0	0%
Middle School Education	0	0%
Nursing - General	0	0%
Nursing - LPN to Baccalaureate	0	0%
Nursing - RN to Baccalaureate	0	0%
Occupational/Vocational Education	0	0%
Political Science	0	0%
Psychological Science	0	0%
Science Education (MEd only)	0	0%
Sociology	0	0%
Special Education	0	0%
Technology Education (Grades 5-12)	0	0%
School Counseling	0	0%
Total Respondents	12	

19. To which gender identity do you most identify?



	Response Total	Response Percent
Male	5	45%
Female	6	55%
Transgender Male	0	0%
Transgender Female	0	0%
Do not identify as female, male or transgender	0	0%
Total Respondents	11	
(skipped this question)	1	

20. To which racial heritage do you predominantly identify?



	Response Total	Response Percent
White/Caucasian	10	83%
Asian	0	0%
Hispanic/Latino	1	8%
Black/African American	1	8%
American Indian	0	0%
Other	0	0%
Total Respondents	12	

21. How many dependents do you have (not including yourself)?

	Response Total	Response Percent
1	0	0%
2	0	0%
3	0	0%
4	0	0%
5	0	0%
5+	0	0%
Total Respondents	0	
(skipped this question)	12	