



Third Year Alumni Feedback (2015/16 Graduates)

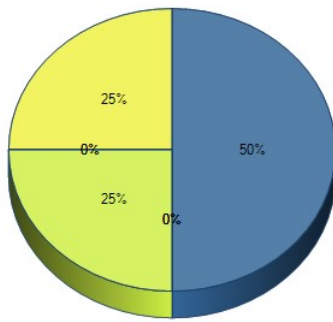
Survey Title: Third Year Alumni Feedback (2015/16)

Responses By Question Analysis:

1. We would like to know about your short-term plans. Please mark each of the following as they relate to you currently:

| | Yes | No | Not Applicable | Response Total | Points | Avg |
|--|---------------|---------------|----------------|----------------|--------|-----|
| I am currently employed or have a job offer in a field closely related to my degree | 50% (2)0% (0) | 25% (1)0% (0) | 25% (1)0% (0) | 4 | 0 | 0 |
| I am currently employed or have a job offer in a field that is not related to my degree | 0% (0)0% (0) | 75% (3)0% (0) | 25% (1)0% (0) | 4 | 0 | 0 |
| I am searching for employment in a field closely related to my degree | 25% (1)0% (0) | 25% (1)0% (0) | 50% (2)0% (0) | 4 | 0 | 0 |
| I am searching for employment in a field not closely related to my degree | 0% (0)0% (0) | 50% (2)0% (0) | 50% (2)0% (0) | 4 | 0 | 0 |
| I have been accepted into a graduate program to continue my education at Fitchburg State University | 20% (1)0% (0) | 60% (3)0% (0) | 20% (1)0% (0) | 5 | 0 | 0 |
| I have been accepted into a graduate or doctoral program to continue my education at another institution | 75% (3)0% (0) | 25% (1)0% (0) | 0% (0)0% (0) | 4 | 0 | 0 |
| I am not planning to continue my education at this time | 25% (1)0% (0) | 25% (1)0% (0) | 50% (2)0% (0) | 4 | 0 | 0 |
| I am a member of the Armed Forces | 0% (0)0% (0) | 75% (3)0% (0) | 25% (1)0% (0) | 4 | 0 | 0 |
| Total Respondents | | | | 4 | | |

2. How long did it take you to find your first position after graduating?



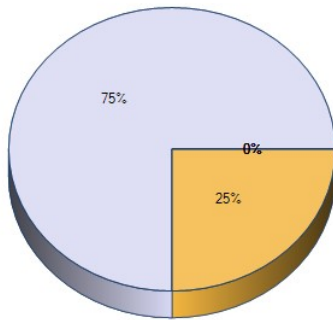
| | Response Total | Response Percent |
|---|----------------|------------------|
| Have not found a position yet | 0 | 0% |
| Held the position while I completed my degree | 0 | 0% |
| Secured my position prior to graduation | 0 | 0% |
| Less than 30 days after graduation | 1 | 25% |
| 1 - 3 months after graduation | 0 | 0% |
| 4-6 months after graduation | 0 | 0% |
| 7 or more months after graduation | 1 | 25% |
| Did not pursue employment | 2 | 50% |
| Total Respondents | 4 | |

3. How many times have you changed employers or been promoted since graduation three years ago?

1. N/A
2. 1
3. twice
4. N/A

Total Respondents 4

4. Are you satisfied with the course of your career thus far?



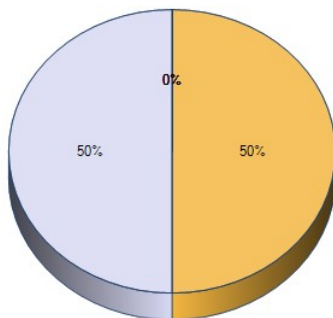
| | Response Total | Response Percent |
|--------------------------|----------------|------------------|
| Very Satisfied | 3 | 75% |
| Satisfied | 0 | 0% |
| Neutral | 0 | 0% |
| Dissatisfied | 0 | 0% |
| Very Dissatisfied | 0 | 0% |
| Not Working at This Time | 1 | 25% |
| Total Respondents | 4 | |

5. Where are you currently employed and what is your job title?

1. Currently a full time Doctor of Physical Therapy student
2. UMass Memorial Marlborough Hospital, Physical Therapist Assistant
3. Baystate Franklin Medical Center, Cardiac Sonographer.
4. N/A. Finishing up grad school

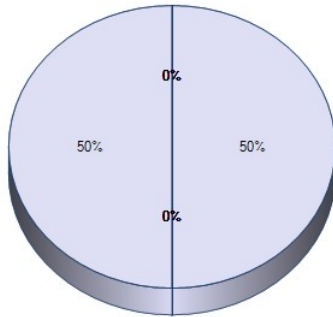
Total Respondents 4

6. In what sector are you employed?



| | Response Total | Response Percent |
|--|----------------|------------------|
| Not employed | 2 | 50% |
| Self-employed | 0 | 0% |
| For-profit corporation/company | 0 | 0% |
| Government or other public institution or agency | 0 | 0% |
| Military | 0 | 0% |
| Non-profit organization, institution or NGO | 2 | 50% |
| Total Respondents | 4 | |

7. Please select the industry that best describes your employer.



| | Response Total | Response Percent |
|---------------------------------|----------------|------------------|
| N/A - Not working | 2 | 50% |
| Agriculture | 0 | 0% |
| Biotech/Pharmaceutical | 0 | 0% |
| Business Services | 0 | 0% |
| Communications/Marketing/PR | 0 | 0% |
| Computer Science/Technology | 0 | 0% |
| Education: Higher Education | 0 | 0% |
| Education: PreK - High School | 0 | 0% |
| Engineering | 0 | 0% |
| Environment | 0 | 0% |
| Financial Services | 0 | 0% |
| Fine/Performing Arts | 0 | 0% |
| Food Service | 0 | 0% |
| Healthcare | 2 | 50% |
| Hospitality/Tourism/Travel | 0 | 0% |
| Information Technology | 0 | 0% |
| Law/Legal Services | 0 | 0% |
| Manufacturing | 0 | 0% |
| Media/Journalism/Publishing | 0 | 0% |
| Medicine | 0 | 0% |
| Military/Defense | 0 | 0% |
| Politics/Public Policy/Advocacy | 0 | 0% |
| Retail | 0 | 0% |
| Social Services | 0 | 0% |
| Sports/Fitness | 0 | 0% |
| Technology | 0 | 0% |
| Other, please specify | 0 | 0% |
| Total Respondents | 4 | |

8. We are always interested in our Alumni's continued interest in their personal and professional development. Which, if any, professional organizations have you joined since completing your program of study?

1. APTA
2. None
3. None

Total Respondents 3

(skipped this question) 1

9. We believe that Fitchburg State Alumni are always expanding their body of knowledge and would like to know what types of professional development activities you have engaged in since completion of you program of study? (i.e. attended conferences or workshops, given presentation at conference or workshops, conducting scholarly research, licensures or certifications completed, etc.)

1. I continued at Mount Wachusett Community College for 2 more years after getting my bachelors and got my license as a Physical Therapist Assistant and have gotten certified doing continued education relating to my career.
2. Received my cardiac sonography certification, have been attending conferences in order to earn CME's for accreditation.
3. I have graduated from a Doctor of Physical Therapy program through Franklin Pierce University. I have attended the APTA CSM conference in Washington DC where I also presented a poster on a group systematic review.

Total Respondents 3

1

(skipped
this
question)

10. We like to know where our graduates are in the world. Please provide us with the city and state or country in which you currently reside.

1. Fitchburg, MA
2. Ashburnham Massachusetts
3. Gardner, MA
4. New Ipswich NH

Total Respondents 4

11. Rate the quality of the following with respect to the degree you received three years ago:

| | Excellent | Good | Fair | Poor | Response Total | Points | Avg |
|---|---------------|---------------|---------------|--------------|----------------|--------|-----|
| Quality of faculty instruction | 75% (3)0% (0) | 25% (1)0% (0) | 0% (0)0% (0) | 0% (0)0% (0) | 4 | 0 | 0 |
| Level of individual attention | 75% (3)0% (0) | 25% (1)0% (0) | 0% (0)0% (0) | 0% (0)0% (0) | 4 | 0 | 0 |
| Quality of academic advisement | 50% (2)0% (0) | 50% (2)0% (0) | 0% (0)0% (0) | 0% (0)0% (0) | 4 | 0 | 0 |
| Curriculum linked to job related skills and knowledge | 25% (1)0% (0) | 75% (3)0% (0) | 0% (0)0% (0) | 0% (0)0% (0) | 4 | 0 | 0 |
| Preparation to meet the demands of my job | 25% (1)0% (0) | 50% (2)0% (0) | 25% (1)0% (0) | 0% (0)0% (0) | 4 | 0 | 0 |
| Preparation to continue my education | 75% (3)0% (0) | 25% (1)0% (0) | 0% (0)0% (0) | 0% (0)0% (0) | 4 | 0 | 0 |
| Total Respondents | | | | | 4 | | |

12. Please select your level of agreement with the following statements:

| | Very High | High | Average | Low | Very Low | Response Total | Points | Avg |
|---|---------------|---------------|--------------|--------------|--------------|----------------|--------|-----|
| Overall satisfaction with my experience with Fitchburg State University | 75% (3)0% (0) | 25% (1)0% (0) | 0% (0)0% (0) | 0% (0)0% (0) | 0% (0)0% (0) | 4 | 0 | 0 |
| Total Respondents | | | | | | 4 | | |

13. Looking back at your academic career at Fitchburg State University, please select your level of agreement with the following:

| | Strongly Agree | Agree | Neutral | Disagree | Strongly Disagree | Response Total | Points | Avg |
|---|----------------|---------------|---------------|--------------|-------------------|----------------|--------|-----|
| The social and interpersonal skills you developed have impacted your life | 75% (3)0% (0) | 25% (1)0% (0) | 0% (0)0% (0) | 0% (0)0% (0) | 0% (0)0% (0) | 4 | 0 | 0 |
| You have benefitted from the personal connections you made | 50% (2)0% (0) | 25% (1)0% (0) | 25% (1)0% (0) | 0% (0)0% (0) | 0% (0)0% (0) | 4 | 0 | 0 |
| You have benefitted from the social networks of which you were/are a part | 25% (1)0% (0) | 25% (1)0% (0) | 50% (2)0% (0) | 0% (0)0% (0) | 0% (0)0% (0) | 4 | 0 | 0 |
| The benefits of attending were worth the financial cost | 75% (3)0% (0) | 25% (1)0% (0) | 0% (0)0% (0) | 0% (0)0% (0) | 0% (0)0% (0) | 4 | 0 | 0 |
| Total Respondents | | | | | | 4 | | |

14. How well did Fitchburg State University prepare you in terms of the following skill sets:

| | Very Well | Well | Neutral | Poorly | Very Poorly | Response Total | Points | Avg |
|---|---------------|---------------|--------------|--------------|--------------|----------------|--------|-----|
| Ability to think analytically and logically | 75% (3)0% (0) | 25% (1)0% (0) | 0% (0)0% (0) | 0% (0)0% (0) | 0% (0)0% (0) | 4 | 0 | 0 |
| Ability to acquire new skills and knowledge on your own | 75% (3)0% (0) | 25% (1)0% (0) | 0% (0)0% (0) | 0% (0)0% (0) | 0% (0)0% (0) | 4 | 0 | 0 |
| Ability to use the knowledge, ideas, or perspectives gained from your major field | 75% (3)0% (0) | 25% (1)0% (0) | 0% (0)0% (0) | 0% (0)0% (0) | 0% (0)0% (0) | 4 | 0 | 0 |
| Ability to orally communicate well | 50% (2)0% (0) | 50% (2)0% (0) | 0% (0)0% (0) | 0% (0)0% (0) | 0% (0)0% (0) | 4 | 0 | 0 |
| Ability to judge information/ideas/actions/conclusions based on sources/methods/reasoning | 75% (3)0% (0) | 25% (1)0% (0) | 0% (0)0% (0) | 0% (0)0% (0) | 0% (0)0% (0) | 4 | 0 | 0 |
| Ability to write effectively | 75% (3)0% (0) | 25% (1)0% (0) | 0% (0)0% (0) | 0% (0)0% (0) | 0% (0)0% (0) | 4 | 0 | 0 |

| | | | | | | | | |
|--|---------------|---------------|--------------|--------------|--------------|----------|---|---|
| Ability to use information technology in intellectual and/or professional pursuits | 75% (3)0% (0) | 25% (1)0% (0) | 0% (0)0% (0) | 0% (0)0% (0) | 0% (0)0% (0) | 4 | 0 | 0 |
| Ability to understand and appreciate cultural and ethnic differences between people | 50% (2)0% (0) | 50% (2)0% (0) | 0% (0)0% (0) | 0% (0)0% (0) | 0% (0)0% (0) | 4 | 0 | 0 |
| Ability to understand international perspectives on economic, political, social, and cultural issues | 50% (2)0% (0) | 50% (2)0% (0) | 0% (0)0% (0) | 0% (0)0% (0) | 0% (0)0% (0) | 4 | 0 | 0 |
| Ability to gain an understanding of or appreciation for the arts | 25% (1)0% (0) | 75% (3)0% (0) | 0% (0)0% (0) | 0% (0)0% (0) | 0% (0)0% (0) | 4 | 0 | 0 |
| Ability to understand and apply quantitative principles and methods | 75% (3)0% (0) | 25% (1)0% (0) | 0% (0)0% (0) | 0% (0)0% (0) | 0% (0)0% (0) | 4 | 0 | 0 |
| Ability to understand scientific method | 75% (3)0% (0) | 25% (1)0% (0) | 0% (0)0% (0) | 0% (0)0% (0) | 0% (0)0% (0) | 4 | 0 | 0 |
| Total Respondents | | | | | | 4 | | |

15. How well did Fitchburg State University prepare you for the following personal and professional situational skill sets:

| | Very Well | Well | Neutral | Poorly | Very Poorly | Response Total | Points | Avg |
|---|---------------|---------------|--------------|--------------|--------------|----------------|--------|-----|
| Your ability to work as a member of a team or group | 75% (3)0% (0) | 25% (1)0% (0) | 0% (0)0% (0) | 0% (0)0% (0) | 0% (0)0% (0) | 4 | 0 | 0 |
| Your ability to get along with people of diverse backgrounds and perspectives | 75% (3)0% (0) | 25% (1)0% (0) | 0% (0)0% (0) | 0% (0)0% (0) | 0% (0)0% (0) | 4 | 0 | 0 |
| Your ability to lead others effectively | 75% (3)0% (0) | 25% (1)0% (0) | 0% (0)0% (0) | 0% (0)0% (0) | 0% (0)0% (0) | 4 | 0 | 0 |
| Your ability to evaluate and choose between alternative courses of action | 75% (3)0% (0) | 25% (1)0% (0) | 0% (0)0% (0) | 0% (0)0% (0) | 0% (0)0% (0) | 4 | 0 | 0 |
| Your awareness of contemporary issues and their cause and consequences | 75% (3)0% (0) | 25% (1)0% (0) | 0% (0)0% (0) | 0% (0)0% (0) | 0% (0)0% (0) | 4 | 0 | 0 |
| Total Respondents | | | | | | 4 | | |

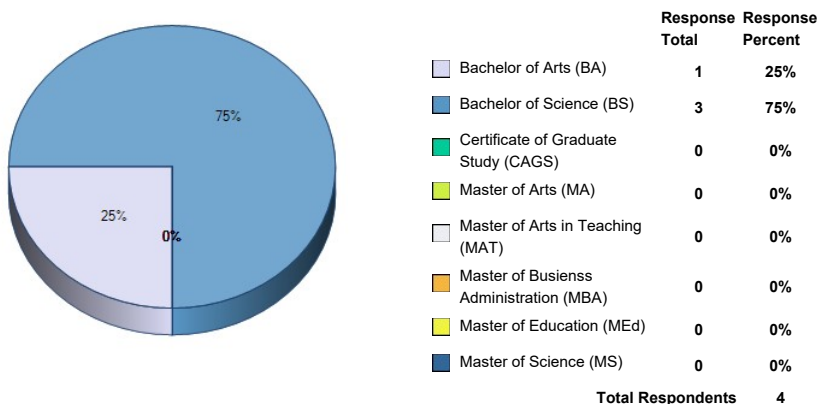
16. What did we not ask you about but you feel we should know?

- I would like you to know that I originally did not get accepted into the program at Mount Wachusett Community College because it did not recognize one of my classes as the prerequisite and I had to personally get on the phone and solve the problem myself and got my rejection letter turned into an acceptance letter. Some students would have gotten the rejection letter and not looked further into it which would be very unfortunate as a Fitchburg State graduate.

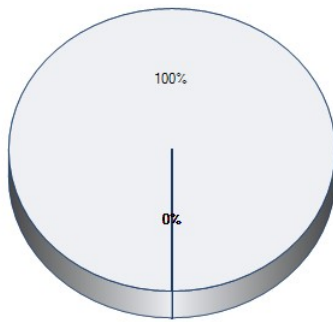
Total Respondents 1

(skipped this question) 3

17. Please select the Degree you completed at Fitchburg State University from the list below.

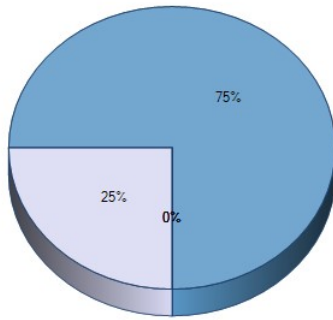


18. Please select the major field studied for your degree:



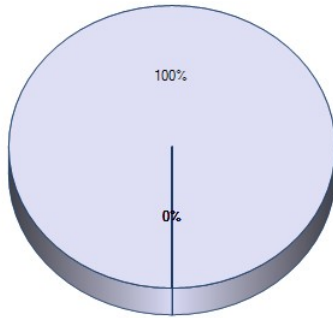
| | Response Total | Response Percent |
|--|----------------|------------------|
| Arts Education (MEd only) | 0 | 0% |
| Biology | 0 | 0% |
| Business Administration | 0 | 0% |
| Chemistry | 0 | 0% |
| Clinical Mental Health Counseling | 0 | 0% |
| Communication (MS only) | 0 | 0% |
| Communications Media | 0 | 0% |
| Computer Information Systems | 0 | 0% |
| Computer Science | 0 | 0% |
| Criminal Justice | 0 | 0% |
| Curriculum and Teaching (MEd only) | 0 | 0% |
| Early Childhood Education | 0 | 0% |
| Educational Leadership and Management (MEd only) | 0 | 0% |
| Economics | 0 | 0% |
| Elementary Education | 0 | 0% |
| English Studies | 0 | 0% |
| Environmental and Earth Science | 0 | 0% |
| Exercise and Sports Science | 4 | 100% |
| Game Design | 0 | 0% |
| Geographic Science and Technology | 0 | 0% |
| History | 0 | 0% |
| Human Services | 0 | 0% |
| Industrial Technology | 0 | 0% |
| Interdisciplinary Studies | 0 | 0% |
| LECOM Early Acceptance | 0 | 0% |
| Mathematics | 0 | 0% |
| Middle School Education | 0 | 0% |
| Nursing - General | 0 | 0% |
| Nursing - LPN to Baccalaureate | 0 | 0% |
| Nursing - RN to Baccalaureate | 0 | 0% |
| Occupational/Vocational Education | 0 | 0% |
| Political Science | 0 | 0% |
| Psychological Science | 0 | 0% |
| Science Education (MEd only) | 0 | 0% |
| Sociology | 0 | 0% |
| Special Education | 0 | 0% |
| Technology Education (Grades 5-12) | 0 | 0% |
| Total Respondents | 4 | |

19. To which gender identity do you most identify?



| | Response Total | Response Percent |
|--|----------------|------------------|
| Male | 1 | 25% |
| Female | 3 | 75% |
| Transgender Male | 0 | 0% |
| Transgender Female | 0 | 0% |
| Do not identify as female, male or transgender | 0 | 0% |
| Total Respondents | 4 | |

20. To which racial heritage do you predominantly identify?



| | Response Total | Response Percent |
|--------------------------|----------------|------------------|
| White/Caucasian | 4 | 100% |
| Asian | 0 | 0% |
| Hispanic/Latino | 0 | 0% |
| Black/African American | 0 | 0% |
| American Indian | 0 | 0% |
| Other | 0 | 0% |
| Total Respondents | 4 | |

21. How many dependents do you have (not including yourself)?

| | Response Total | Response Percent |
|--|----------------|------------------|
| 1 | 0 | 0% |
| 2 | 0 | 0% |
| 3 | 0 | 0% |
| 4 | 0 | 0% |
| 5 | 0 | 0% |
| 5+ | 0 | 0% |
| Total Respondents (skipped this question) | 0 | 4 |