



### Third Year Alumni Feedback (2015/16 Graduates)

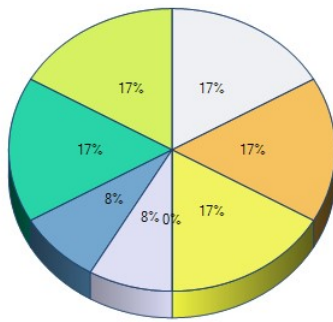
Survey Title: Third Year Alumni Feedback (2015/16)

#### Responses By Question Analysis:

1. We would like to know about your short-term plans. Please mark each of the following as they relate to you currently:

|  | Yes               | No                | Not Applicable   | Response Total | Points | Avg |
|--|-------------------|-------------------|------------------|----------------|--------|-----|
| I am currently employed or have a job offer in a field closely related to my degree                      | 70.83% (17)0% (0) | 29.17% (7)0% (0)  | 0% (0)0% (0)     | 24             | 0      | 0   |
| I am currently employed or have a job offer in a field that is not related to my degree                  | 23.08% (6)0% (0)  | 61.54% (16)0% (0) | 15.38% (4)0% (0) | 26             | 0      | 0   |
| I am searching for employment in a field closely related to my degree                                    | 29.17% (7)0% (0)  | 50% (12)0% (0)    | 20.83% (5)0% (0) | 24             | 0      | 0   |
| I am searching for employment in a field not closely related to my degree                                | 8% (2)0% (0)      | 64% (16)0% (0)    | 28% (7)0% (0)    | 25             | 0      | 0   |
| I have been accepted into a graduate program to continue my education at Fitchburg State University      | 4.17% (1)0% (0)   | 75% (18)0% (0)    | 20.83% (5)0% (0) | 24             | 0      | 0   |
| I have been accepted into a graduate or doctoral program to continue my education at another institution | 29.17% (7)0% (0)  | 54.17% (13)0% (0) | 16.67% (4)0% (0) | 24             | 0      | 0   |
| I am not planning to continue my education at this time  | 33.33% (8)0% (0)  | 54.17% (13)0% (0) | 12.5% (3)0% (0)  | 24             | 0      | 0   |
| I am a member of the Armed Forces  | 8.7% (2)0% (0)    | 78.26% (18)0% (0) | 13.04% (3)0% (0) | 23             | 0      | 0   |
| <b>Total Respondents</b>   |                   |                   |                  | <b>24</b>      |        |     |

2. How long did it take you to find your first position after graduating?



|   | Response Total | Response Percent |
|---|----------------|------------------|
| Have not found a position yet                 | 2              | 8%               |
| Held the position while I completed my degree | 2              | 8%               |
| Secured my position prior to graduation       | 4              | 17%              |
| Less than 30 days after graduation            | 4              | 17%              |
| 1 - 3 months after graduation                 | 4              | 17%              |
| 4-6 months after graduation                   | 4              | 17%              |
| 7 or more months after graduation             | 4              | 17%              |
| Did not pursue employment                     | 0              | 0%               |
| <b>Total Respondents</b>                      | <b>24</b>      |                  |

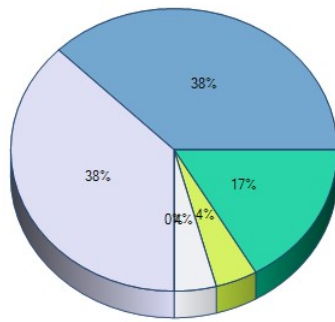
**3.** How many times have you changed employers or been promoted since graduation three years ago?

1. 2
2. Once
3. Changed employers once
4. I have changed employers twice, been promoted once
5. 2
6. I've changed employers once since 3 years ago to my current position (Court Officer). I have not been promoted.
7. In 2016-2017 I worked for 6 employers, for the most part not in my field. In 2018-2019 I've worked for one employer in my field.
8. Twice
9. I have not changed my employers or have been promoted since graduation.
10. I have changed employers twice since graduation but still maintain part-time and freelance positions within my field.
11. Twice
12. 2
13. Once
14. I worked in one school district for 3 months, then went to another. Worked in that school district for the remainder of the school year and then one more school year. Went back to the original school district I was in, and have since been promoted.
15. 0
16. Been promoted three times since graduation.
17. Since graduation I have had two jobs.
18. I've changed employers once now
19. 0
20. None, still employed as of April 16th, 2019.
21. once
22. Have been promoted twice at my current and only employer after graduation in 2016.
23. I've had 3 positions since I graduated.

**Total Respondents 23**

(skipped this question) 1

**4.** Are you satisfied with the course of your career thus far?



|                          | Response Total | Response Percent |
|--------------------------|----------------|------------------|
| Very Satisfied           | 9              | 38%              |
| Satisfied                | 9              | 38%              |
| Neutral                  | 4              | 17%              |
| Dissatisfied             | 1              | 4%               |
| Very Dissatisfied        | 1              | 4%               |
| Not Working at This Time | 0              | 0%               |
| <b>Total Respondents</b> | <b>24</b>      |                  |

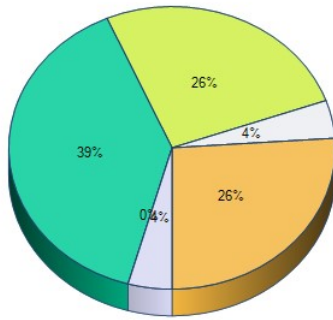
**5.** Where are you currently employed and what is your job title?

1. ActioNet, Cyber Security manager
2. n/a
3. Minuteman Senior Services - Elder Protective Services Worker
4. Barrett & Singal - Law Clerk
5. ALM Works, Marketing Associate
6. Yes I'm employed currently- Court Officer
7. North TV - Government Channel Coordinator
8. Chatham Village Market. I'm a grocery/produce clerk and a receiver.
9. I am a substitute teacher at Gardner Middle School.
10. I am employed with Spectra Venue Management working as the AV Manager for the Tsongas Center at UMass Lowell. I work on in-game presentation and content for social media, our in-arena show, marquee as well as general AV and IT tasks and support for any event, sporting event, convention or concert held in the venue or on the property.  
Micro Machine and Electronics Inc.
11. I'm a CnC Machinist/Programmer
12. Boston neighborhood network - production truck manager
13. Ver-Tex Construction, Marketing Specialist
14. Leominster High School - ABA Tutor
15. I am an active duty Army logistics officer.
16. Massachusetts General Hospital - Special State Police Officer/Lead Officer
17. Social Worker at Trevecca Center for Rehabilitation and Healing in Nashville
18. I am currently employed by the Boys and Girls Clubs of Boston at the Jordan Club in Chelsea, MA. I am the Pre-Teen Specialist at the Club working closely with the 5th to 7th graders mostly.
19. Partners Health Care- Lincoln Physicians
20. Employer: Market Basket  
Position: Meat Clerk/Assistant
21. City of Boston Mayors office  
director of Engagement Economic mobility Lab
22. International Fund for Animal Welfare as a Senior Media Project Coordinator
23. Flagler County Sheriff's Officer, Deputy Sheriff

**Total Respondents 23**

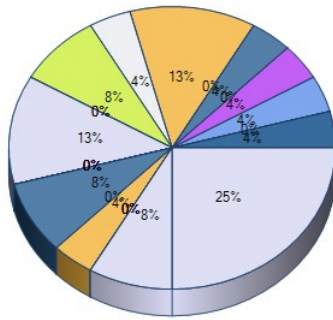
(skipped this question) 1

**6.** In what sector are you employed?



|  | Response Total | Response Percent |
|--|----------------|------------------|
| Not employed                                     | 1              | 4%               |
| Self-employed                                    | 0              | 0%               |
| For-profit corporation/company                   | 9              | 39%              |
| Government or other public institution or agency | 6              | 26%              |
| Military   | 1              | 4%               |
| Non-profit organization, institution or NGO      | 6              | 26%              |
| <b>Total Respondents</b>                         | <b>23</b>      |                  |
| <b>(skipped this question)</b>                   | <b>1</b>       |                  |

7. Please select the industry that best describes your employer.



|                                 | Response Total | Response Percent |
|---------------------------------|----------------|------------------|
| N/A - Not working               | 2              | 8%               |
| Agriculture                     | 0              | 0%               |
| Biotech/Pharmaceutical          | 0              | 0%               |
| Business Services               | 0              | 0%               |
| Communications/Marketing/PR     | 0              | 0%               |
| Computer Science/Technology     | 1              | 4%               |
| Education: Higher Education     | 0              | 0%               |
| Education: PreK - High School   | 2              | 8%               |
| Engineering                     | 0              | 0%               |
| Environment                     | 0              | 0%               |
| Financial Services              | 0              | 0%               |
| Fine/Performing Arts            | 0              | 0%               |
| Food Service                    | 0              | 0%               |
| Healthcare                      | 3              | 12%              |
| Hospitality/Tourism/Travel      | 0              | 0%               |
| Information Technology          | 0              | 0%               |
| Law/Legal Services              | 2              | 8%               |
| Manufacturing                   | 1              | 4%               |
| Media/Journalism/Publishing     | 3              | 12%              |
| Medicine                        | 0              | 0%               |
| Military/Defense                | 1              | 4%               |
| Politics/Public Policy/Advocacy | 0              | 0%               |
| Retail                          | 1              | 4%               |
| Social Services                 | 1              | 4%               |
| Sports/Fitness                  | 0              | 0%               |
| Technology                      | 1              | 4%               |
| Other, please specify           | 6              | 25%              |
| <b>Total Respondents</b>        | <b>24</b>      |                  |

Healthcare law firm

Commonwealth of MA

Construction

Youth Worker

Grocery

Animal Welfare

8. We are always interested in our Alumni's continued interest in their personal and professional development. Which, if any, professional organizations have you joined since completing your program of study?

1. None

2. none
  3. N/a
  4. journal of health and biomedical
  5. Yes
  6. N/A
  7. N/A
  8. Havent
  9. I have not joined any professional organizations since I completed my program of study.
  10. I have not joined any professional organizations at this time but would be interest in what organizations would apply to me.
  11. None.
  12. None
  13. NA
  14. None
  15. Massachusetts Police Association; International Association for Healthcare Security and Safety.
  16. N/A
  17. none
  18. None, I have applied for multiple employers post graduation but was rejected from all them following my graduation.
- Total Respondents 18**

(skipped  
this  
question) 6

**9.** We believe that Fitchburg State Alumni are always expanding their body of knowledge and would like to know what types of professional development activities you have engaged in since completion of you program of study? (i.e. attended conferences or workshops, given presentation at conference or workshops, conducting scholarly research, licensures or certifications completed, etc.)

1. returned to school
2. N/
3. Attend constant continuing education webinars
4. Attended conferences
5. N/A
6. N/A
7. I'd like to find out more.
8. I have attempted at applying to both Graduate level of study and licensure for a teaching license with no success in either.  
I have been to conferences and worked/networked with other professionals in the area in college sports.
9. We are current looking at attending trade shows and conferences to work with our partners, such as NAB, IDEA, SVG, and others.
10. None.
11. None
12. Conferences, events, presentations at events, certificate program at UCLA Extension
13. I frequently attend Professional Development workshops as per our school year schedule. PD Days are built in.
14. None
15. Cops on Bikes With Education for Bicyclists; Basic Reserve Intermittent Police Academy - Northeast Regional Police Institute; Management of Aggressive Behavior; First Responder - Emertgency Medical Responder; CPR/AED; Special State Police Officer; IAHS Basic Certified Healthcare Security Officer Certification; IAHS Advanced Certified Healthcare Security Officer Certification; IAHS Saftey Certified Healthcare Security Officer Certification; Pro-Active Terrorist Recognition and Interdiction Operations and Tactics Training System; Crime Prevention Through Environmental Design; Risk Assessments; SkillPath Business Writing & Grammar Skills.
16. Completing numerous lectures on dementia, insurance, benefits, and human rights.
17. I have taken part in numerous professional development and training programs through my employer.
18. certification courses and workshops from the CDC
19. Currently attending Mount Wachusett Community College, focusing in Accounting. Currently a member of National Society of Success and Leadership chapter.
20. Currently working towards my masters in public administration from Suffolk University
21. Attended Henry Stuart's digital asset management conference in New York City in 2018. Participated in Michael Rosenblum's Intensive Video Producer four day course.
22. Completed the Florida Basic Law Enforcement course to become a state certified law enforcement officer.

**Total Respondents 22**

(skipped this question) 2

**10.** We like to know where our graduates are in the world. Please provide us with the city and state or country in which you currently reside.

1. Las Vegas, NV
2. Chicago, IL
3. Boston, MA
4. Boston, MA
5. Waltham, MA
6. Leominster, MA
7. North Attleboro Massachusetts
8. Harwich Ma
9. Athol Massachusetts
10. I currently reside in Chelmsford, MA.
11. Massachusetts
12. Stoneham MA
13. Wakefield, Massachusetts, USA
14. Leominster, MA
15. Currently live in Fort Lee, Virginia
16. Everett, MA 02149
17. Nashville, TN.
18. Chelsea, MA
19. Lunenburg, MA
20. Ashburnham, MA
21. Plainville, Massachusetts
22. Palm Coast, Fl.

**Total Respondents 22**

(skipped this question) 2

**11.** Rate the quality of the following with respect to the degree you received three years ago:

|   | Excellent         | Good             | Fair             | Poor            | Response Total | Points | Avg |
|---|-------------------|------------------|------------------|-----------------|----------------|--------|-----|
| Quality of faculty instruction                        | 68% (17)0% (0)    | 28% (7)0% (0)    | 4% (1)0% (0)     | 0% (0)0% (0)    | 25             | 0      | 0   |
| Level of individual attention                         | 69.57% (16)0% (0) | 26.09% (6)0% (0) | 4.35% (1)0% (0)  | 0% (0)0% (0)    | 23             | 0      | 0   |
| Quality of academic advisement                        | 65.22% (15)0% (0) | 13.04% (3)0% (0) | 21.74% (5)0% (0) | 0% (0)0% (0)    | 23             | 0      | 0   |
| Curriculum linked to job related skills and knowledge | 33.33% (8)0% (0)  | 29.17% (7)0% (0) | 33.33% (8)0% (0) | 4.17% (1)0% (0) | 24             | 0      | 0   |
| Preparation to meet the demands of my job             | 37.5% (9)0% (0)   | 25% (6)0% (0)    | 33.33% (8)0% (0) | 4.17% (1)0% (0) | 24             | 0      | 0   |
| Preparation to continue my education                  | 43.48% (10)0% (0) | 34.78% (8)0% (0) | 13.04% (3)0% (0) | 8.7% (2)0% (0)  | 23             | 0      | 0   |
| <b>Total Respondents</b>                              |                   |                  |                  |                 | <b>24</b>      |        |     |

**12.** Please select your level of agreement with the following statements:

|   | Very High      | High          | Average       | Low          | Very Low     | Response Total | Points | Avg |
|---|----------------|---------------|---------------|--------------|--------------|----------------|--------|-----|
| Overall satisfaction with my experience with Fitchburg State University | 48% (12)0% (0) | 28% (7)0% (0) | 16% (4)0% (0) | 8% (2)0% (0) | 0% (0)0% (0) | 25             | 0      | 0   |
| <b>Total Respondents</b>  |                |               |               |              |              | <b>24</b>      |        |     |

**13.** Looking back at your academic career at Fitchburg State University, please select your level of agreement with the following:

|   | Strongly Agree    | Agree           | Neutral          | Disagree     | Strongly Disagree | Response Total | Points | Avg |
|---|-------------------|-----------------|------------------|--------------|-------------------|----------------|--------|-----|
| The social and interpersonal skills you | 45.83% (11)0% (0) | 37.5% (9)0% (0) | 16.67% (4)0% (0) | 0% (0)0% (0) | 0% (0)0% (0)      | 24             | 0      | 0   |

developed have  
impacted your life

|   |                       |                      |                      |                      |                  |                  |           |   |   |
|---|-----------------------|----------------------|----------------------|----------------------|------------------|------------------|-----------|---|---|
| You have benefitted from the personal connections you made                | 45.83% (11)<br>0% (0) | 25% (6)<br>0% (0)    | 25% (6)<br>0% (0)    | 4.17% (1)<br>0% (0)  | 0% (0)<br>0% (0) | 0% (0)<br>0% (0) | 24        | 0 | 0 |
| You have benefitted from the social networks of which you were/are a part | 41.67% (10)<br>0% (0) | 29.17% (7)<br>0% (0) | 20.83% (5)<br>0% (0) | 8.33% (2)<br>0% (0)  | 0% (0)<br>0% (0) | 0% (0)<br>0% (0) | 24        | 0 | 0 |
| The benefits of attending were worth the financial cost                   | 30.77% (8)<br>0% (0)  | 34.62% (9)<br>0% (0) | 23.08% (6)<br>0% (0) | 11.54% (3)<br>0% (0) | 0% (0)<br>0% (0) | 0% (0)<br>0% (0) | 26        | 0 | 0 |
| <b>Total Respondents</b>  |                       |                      |                      |                      |                  |                  | <b>24</b> |   |   |

**14.** How well did Fitchburg State University prepare you in terms of the following skill sets:

|  | Very Well             | Well                  | Neutral              | Poorly              | Very Poorly         | Response Total | Points | Avg |
|--|-----------------------|-----------------------|----------------------|---------------------|---------------------|----------------|--------|-----|
| Ability to think analytically and logically  | 54.17% (13)<br>0% (0) | 37.5% (9)<br>0% (0)   | 8.33% (2)<br>0% (0)  | 0% (0)<br>0% (0)    | 0% (0)<br>0% (0)    | 24             | 0      | 0   |
| Ability to acquire new skills and knowledge on your own  | 60.87% (14)<br>0% (0) | 34.78% (8)<br>0% (0)  | 4.35% (1)<br>0% (0)  | 0% (0)<br>0% (0)    | 0% (0)<br>0% (0)    | 23             | 0      | 0   |
| Ability to use the knowledge, ideas, or perspectives gained from your major field                    | 62.5% (15)<br>0% (0)  | 33.33% (8)<br>0% (0)  | 4.17% (1)<br>0% (0)  | 0% (0)<br>0% (0)    | 0% (0)<br>0% (0)    | 24             | 0      | 0   |
| Ability to orally communicate well   | 41.67% (10)<br>0% (0) | 54.17% (13)<br>0% (0) | 0% (0)<br>0% (0)     | 0% (0)<br>0% (0)    | 4.17% (1)<br>0% (0) | 24             | 0      | 0   |
| Ability to judge information/ideas/actions/conclusions based on sources/methods/reasoning            | 41.67% (10)<br>0% (0) | 54.17% (13)<br>0% (0) | 4.17% (1)<br>0% (0)  | 0% (0)<br>0% (0)    | 0% (0)<br>0% (0)    | 24             | 0      | 0   |
| Ability to write effectively   | 45.83% (11)<br>0% (0) | 45.83% (11)<br>0% (0) | 4.17% (1)<br>0% (0)  | 4.17% (1)<br>0% (0) | 0% (0)<br>0% (0)    | 24             | 0      | 0   |
| Ability to use information technology in intellectual and/or professional pursuits                   | 30.43% (7)<br>0% (0)  | 47.83% (11)<br>0% (0) | 21.74% (5)<br>0% (0) | 0% (0)<br>0% (0)    | 0% (0)<br>0% (0)    | 23             | 0      | 0   |
| Ability to understand and appreciate cultural and ethnic differences between people                  | 41.67% (10)<br>0% (0) | 50% (12)<br>0% (0)    | 8.33% (2)<br>0% (0)  | 0% (0)<br>0% (0)    | 0% (0)<br>0% (0)    | 24             | 0      | 0   |
| Ability to understand international perspectives on economic, political, social, and cultural issues | 33.33% (8)<br>0% (0)  | 37.5% (9)<br>0% (0)   | 25% (6)<br>0% (0)    | 4.17% (1)<br>0% (0) | 0% (0)<br>0% (0)    | 24             | 0      | 0   |
| Ability to gain an understanding of or appreciation for the arts                                     | 39.13% (9)<br>0% (0)  | 43.48% (10)<br>0% (0) | 13.04% (3)<br>0% (0) | 4.35% (1)<br>0% (0) | 0% (0)<br>0% (0)    | 23             | 0      | 0   |
| Ability to understand and apply quantitative principles and methods                                  | 33.33% (8)<br>0% (0)  | 50% (12)<br>0% (0)    | 16.67% (4)<br>0% (0) | 0% (0)<br>0% (0)    | 0% (0)<br>0% (0)    | 24             | 0      | 0   |
| Ability to understand scientific method  | 26.09% (6)<br>0% (0)  | 43.48% (10)<br>0% (0) | 26.09% (6)<br>0% (0) | 4.35% (1)<br>0% (0) | 0% (0)<br>0% (0)    | 23             | 0      | 0   |
| <b>Total Respondents</b>   |                       |                       |                      |                     |                     | <b>24</b>      |        |     |

**15.** How well did Fitchburg State University prepare you for the following personal and professional situational skill sets:

|   | Very Well             | Well                  | Neutral              | Poorly              | Very Poorly      | Response Total | Points | Avg |
|---|-----------------------|-----------------------|----------------------|---------------------|------------------|----------------|--------|-----|
| Your ability to work as a member of a team or group                           | 41.67% (10)<br>0% (0) | 45.83% (11)<br>0% (0) | 12.5% (3)<br>0% (0)  | 0% (0)<br>0% (0)    | 0% (0)<br>0% (0) | 24             | 0      | 0   |
| Your ability to get along with people of diverse backgrounds and perspectives | 41.67% (10)<br>0% (0) | 50% (12)<br>0% (0)    | 8.33% (2)<br>0% (0)  | 0% (0)<br>0% (0)    | 0% (0)<br>0% (0) | 24             | 0      | 0   |
| Your ability to lead others effectively                                       | 45.83% (11)<br>0% (0) | 33.33% (8)<br>0% (0)  | 16.67% (4)<br>0% (0) | 4.17% (1)<br>0% (0) | 0% (0)<br>0% (0) | 24             | 0      | 0   |
| Your ability to evaluate and choose between alternative courses of action     | 45.83% (11)<br>0% (0) | 41.67% (10)<br>0% (0) | 12.5% (3)<br>0% (0)  | 0% (0)<br>0% (0)    | 0% (0)<br>0% (0) | 24             | 0      | 0   |
| Your awareness of contemporary issues and their cause and consequences        | 41.67% (10)<br>0% (0) | 45.83% (11)<br>0% (0) | 12.5% (3)<br>0% (0)  | 0% (0)<br>0% (0)    | 0% (0)<br>0% (0) | 24             | 0      | 0   |
| <b>Total Respondents</b>  |                       |                       |                      |                     |                  | <b>24</b>      |        |     |

**16.** What did we not ask you about but you feel we should know?

- the economics degree needs to require more math in order to make continuing education for graduates more feasible.
- Major course of study

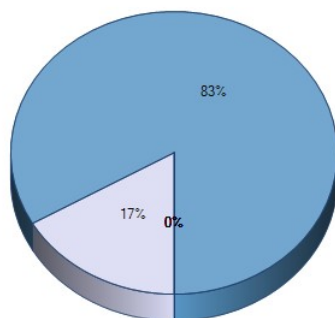


3. How helpful Fitchburg state was with finding a job after graduation. I feel alumni should have much more access to current job opportunities Fitchburg State knows of
4. N/A  
I have two complaints regarding the film program. One of them is minor, but the other one is a little more important.  
  
I'll start with the minor one. For some reason, there is an obsession with Avid Media Composer. An insistence that this is what we will be seeing and using. I understand if you plan on living in Los Angelas, this likely will be the case. However, being a Massachusetts school, I suspect a lot of students plan to live and work locally afterwards. I've worked for two field related companies and I've been on several smaller projects. I also have peers who work in the film/video industry as well. From what I understand, most Massachusetts based companies are working with Adobe Premier or Final Cut Pro X. I have yet to actually work with Avid professionally. I understand in principle, Avid is the peak of professional software. A lot of editing principles carry over, so it's not a bad choice to focus on. The problem is that the attitude toward other software was that you wouldn't be using it. Not even offering an overview of what other software you might encounter or even going over some of the basics is somewhat counterintuitive. Not every student is going to be editing holywood productions. Many of them are quite likely to be starting out in Local Access. Final Cut Pro X for example has a dramatically different editing philosophy than Avid. My internship and my current job both use Final Cut Pro X  
  
Much more importantly, I feel the internship program needs to be better monitored a bit better. The biggest selling point for me, going to fitchburg state, was the internship program. On my internship however, the professor who was overseeing my progress set aside time to meet with the CEO. On that day, they proceeded to leave abruptly due to time constraints. The CEO was furious. When they came back the following time, they proceeded to cite something in the contract stating that they could do that. This didn't prevent it from creating a negative impression of the school, and perhaps me as an intern. The company's reaction essentially was "that doesn't fly in the business world." I've heard other complaints about the internship program from my peers, many of which don't think the school takes it seriously enough. Many people choose to go to Fitchburg State University because of its internship program, so the quality of this program should be a top priority.
6. Not asking about how you can help me. Very important  
You did not ask about the effectiveness of the internship programs in place. I personally worked to make the most of my time outside of the classroom to pave my way in the field. With the internship I had initially lined up falling through just 2-3 weeks before starting, I felt I was let down by the system that was in place at that time; a system that was one of the cornerstones of the course of study. I have worked hard to be where I am, but I do not feel I received the help I could have when first starting out professionally.
8. I am not using a whole other major game design  
The variety of career choices in the field of Criminal Justice should be discussed more throughout the course of the degree (i.e. Private Security, Healthcare Security, Law Enforcement, Probation Officer, Parole Officer, Court Officer, Correctional Officer, Sheriff , Cyber Security, etc.)
10. N/A
11. n/a

**Total Respondents 11**

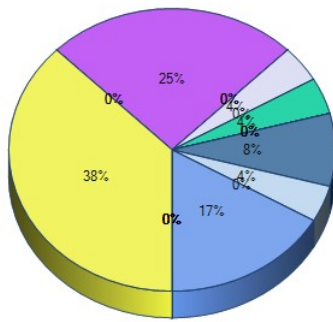
(skipped this question) 13

**17.** Please select the Degree you completed at Fitchburg State University from the list below.



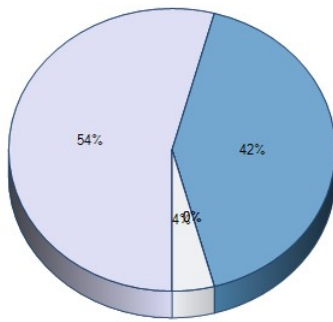
|   | Response Total | Response Percent |
|---|----------------|------------------|
| Bachelor of Arts (BA)                   | 4              | 17%              |
| Bachelor of Science (BS)                | 20             | 83%              |
| Certificate of Graduate Study (CAGS)    | 0              | 0%               |
| Master of Arts (MA)                     | 0              | 0%               |
| Master of Arts in Teaching (MAT)        | 0              | 0%               |
| Master of Busienns Administration (MBA) | 0              | 0%               |
| Master of Education (MEd)               | 0              | 0%               |
| Master of Science (MS)                  | 0              | 0%               |
| <b>Total Respondents</b>                | <b>24</b>      |                  |

**18.** Please select the major field studied for your degree:



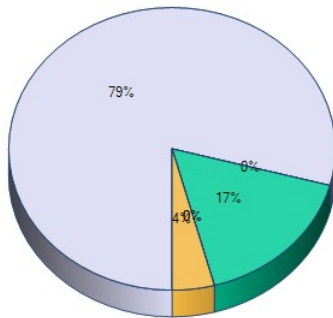
|  | Response Total | Response Percent |
|--|----------------|------------------|
| Arts Education (MEd only)                        | 0              | 0%               |
| Biology  | 0              | 0%               |
| Business Administration                          | 0              | 0%               |
| Chemistry  | 0              | 0%               |
| Clinical Mental Health Counseling                | 0              | 0%               |
| Communication (MS only)                          | 0              | 0%               |
| Communications Media                             | 9              | 38%              |
| Computer Information Systems                     | 0              | 0%               |
| Computer Science                                 | 0              | 0%               |
| Criminal Justice                                 | 6              | 25%              |
| Curriculum and Teaching (MEd only)               | 0              | 0%               |
| Early Childhood Education                        | 0              | 0%               |
| Educational Leadership and Management (MEd only) | 0              | 0%               |
| Economics  | 1              | 4%               |
| Elementary Education                             | 0              | 0%               |
| English Studies                                  | 1              | 4%               |
| Environmental and Earth Science                  | 0              | 0%               |
| Exercise and Sports Science                      | 0              | 0%               |
| Game Design                                      | 0              | 0%               |
| Geographic Science and Technology                | 0              | 0%               |
| History  | 2              | 8%               |
| Human Services                                   | 1              | 4%               |
| Industrial Technology                            | 0              | 0%               |
| Interdisciplinary Studies                        | 4              | 17%              |
| LECOM Early Acceptance                           | 0              | 0%               |
| Mathematics                                      | 0              | 0%               |
| Middle School Education                          | 0              | 0%               |
| Nursing - General                                | 0              | 0%               |
| Nursing - LPN to Baccalaureate                   | 0              | 0%               |
| Nursing - RN to Baccalaureate                    | 0              | 0%               |
| Occupational/Vocational Education                | 0              | 0%               |
| Political Science                                | 0              | 0%               |
| Psychological Science                            | 0              | 0%               |
| Science Education (MEd only)                     | 0              | 0%               |
| Sociology  | 0              | 0%               |
| Special Education                                | 0              | 0%               |
| Technology Education (Grades 5-12)               | 0              | 0%               |
| <b>Total Respondents</b>                         | <b>24</b>      |                  |

19. To which gender identity do you most identify?



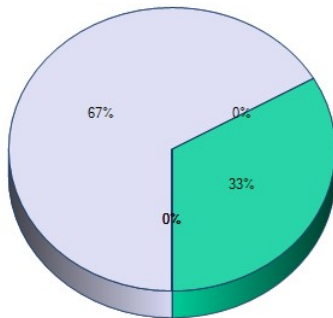
|  | Response Total | Response Percent |
|--|----------------|------------------|
| Male   | 13             | 54%              |
| Female   | 10             | 42%              |
| Transgender Male                               | 0              | 0%               |
| Transgender Female                             | 0              | 0%               |
| Do not identify as female, male or transgender | 1              | 4%               |
| <b>Total Respondents</b>                       | <b>24</b>      |                  |

20. To which racial heritage do you predominantly identify?



|                          | Response Total | Response Percent |
|--------------------------|----------------|------------------|
| White/Caucasian          | 19             | 79%              |
| Asian                    | 0              | 0%               |
| Hispanic/Latino          | 4              | 17%              |
| Black/African American   | 0              | 0%               |
| American Indian          | 0              | 0%               |
| Other                    | 1              | 4%               |
| <b>Total Respondents</b> | <b>24</b>      |                  |

21. How many dependents do you have (not including yourself)?



|                                | Response Total | Response Percent |
|--------------------------------|----------------|------------------|
| 1                              | 2              | 67%              |
| 2                              | 0              | 0%               |
| 3                              | 1              | 33%              |
| 4                              | 0              | 0%               |
| 5                              | 0              | 0%               |
| 5+                             | 0              | 0%               |
| <b>Total Respondents</b>       | <b>3</b>       |                  |
| <b>(skipped this question)</b> | <b>21</b>      |                  |