



First Year Alumni Feedback (2016/17 Graduates)

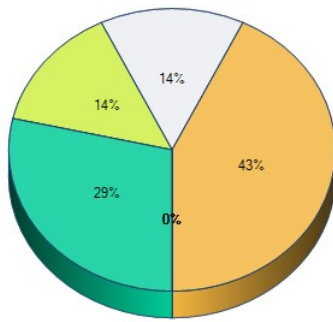
Survey Title: First-Year Alumni Feedback

Responses By Question Analysis:

1. We would like to know about your short-term plans. Please mark each of the following as they relate to you currently:

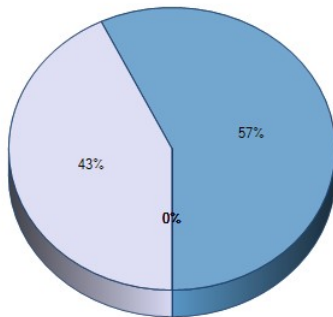
	Yes	No	Not Applicable	Response Total	Points	Avg
I am currently employed or have a job offer in a field directly related to my degree	100% (7)0% (0)	0% (0)0% (0)	0% (0)0% (0)	7	0	0
I am currently employed or have a job offer in a field that is not related to my degree	0% (0)0% (0)	66.67% (4)0% (0)	33.33% (2)0% (0)	6	0	0
I am searching for employment in a field directly related to my degree	0% (0)0% (0)	66.67% (4)0% (0)	33.33% (2)0% (0)	6	0	0
I am searching for employment in a field not directly related to my degree	0% (0)0% (0)	66.67% (4)0% (0)	33.33% (2)0% (0)	6	0	0
I have been accepted into a graduate program to continue my education at Fitchburg State University	0% (0)0% (0)	66.67% (4)0% (0)	33.33% (2)0% (0)	6	0	0
I have been accepted into a graduate or doctoral program to continue my education at another institution	0% (0)0% (0)	66.67% (4)0% (0)	33.33% (2)0% (0)	6	0	0
I am not planning to continue my education at this time	33.33% (2)0% (0)	33.33% (2)0% (0)	33.33% (2)0% (0)	6	0	0
I am a member of the Armed Forces	0% (0)0% (0)	83.33% (5)0% (0)	16.67% (1)0% (0)	6	0	0
Total Respondents				7		

2. How long did it take you to find your current position?



	Response Total	Response Percent
Have not found a position yet	0	0%
Held the position while I completed my degree	0	0%
Secured my position prior to graduation	2	29%
Less than 30 days after graduation	1	14%
1 - 3 months after graduation	1	14%
4-6 months after graduation	3	43%
7 or more months after graduation	0	0%
Did not pursue employment	0	0%
Total Respondents	7	

3. Are you satisfied with the course of your career thus far?



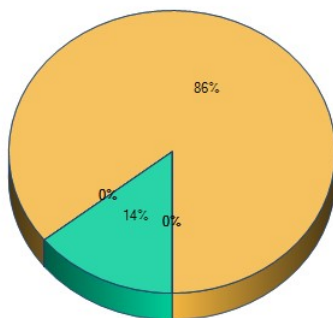
	Response Total	Response Percent
Very Satisfied	3	43%
Satisfied	4	57%
Neutral	0	0%
Dissatisfied	0	0%
Very Dissatisfied	0	0%
Not Working at This Time	0	0%
Total Respondents	7	

4. Where are you currently employed and what is your job title?

1. Health care Supervisor Rn BSN at Willow Tree Rehabilitation for adults with developmental disabilities.
2. Dartmouth Hitchcock medical center. Registered nurse
3. Lakes Region General Hospital, Laconia NH. As a Registered Nurse.
4. I am a Registered Nurse at Dartmouth Hitchcock Medical Center
5. Cheshire Medical Center - Dartmouth Hitchcock Keene Registered Nurse on the Progressive Care Unit
6. Heywood hospital Emergency Room RN
7. Southcoast Health- St. Lukes Hospital. Registered Nurse

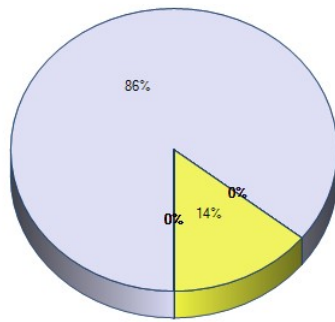
Total Respondents 7

5. In what sector are you employed?



	Response Total	Response Percent
Not employed	0	0%
Self-employed	0	0%
For-profit corporation/company	1	14%
Government or other public institution or agency	0	0%
Military	0	0%
Non-profit organization, institution or NGO	6	86%
Total Respondents	7	

6. Please select the industry that best describes your employer.



	Response Total	Response Percent
N/A - Not working	0	0%
Agriculture	0	0%
Biotech/Pharmaceutical	0	0%
Business Services	0	0%
Communications/Marketing/PR	0	0%
Computer Science/Technology	0	0%
Education: Higher Education	0	0%
Education: PreK - High School	0	0%
Engineering	0	0%
Environment	0	0%
Financial Services	0	0%
Fine/Performing Arts	0	0%
Food Service	0	0%
Healthcare	6	86%
Hospitality/Tourism/Travel	0	0%
Information Technology	0	0%
Law/Legal Services	0	0%
Manufacturing	0	0%
Media/Journalism/Publishing	0	0%
Medicine	1	14%
Military/Defense	0	0%
Politics/Public Policy/Advocacy	0	0%
Retail	0	0%
Social Services	0	0%
Sports/Fitness	0	0%
Technology	0	0%
Other, please specify	0	0%
Total Respondents	7	

7. We are always interested in our Alumni's continued interest in their personal and professional development. Which, if any, professional organizations have you joined since completing your program of study?

1. American Nurses Association.
2. None
3. N/A
4. Sigma Theta Tau, Massachusetts Nursing Association
5. N/a

Total Respondents 5

(skipped this question) 2

8. We believe that Fitchburg State Alumni are always expanding their body of knowledge and would like to know what types of professional development activities you have engaged in since completion of you program of study? (i.e. attended conferences or workshops, given presentation at conference or workshops, conducting scholarly research, licensures or certifications completed, etc.)

1. n/a
2. N/A
3. Fundamentals of Critical scare certificates ALS and PALS certifications
4. N/a

Total Respondents 4

(skipped this question)

3

9. We like to know where our graduates are in the world. Please provide us with the city and state or country in which you currently reside.

1. Worcester , MA
2. New Hampshire
3. Laconia, NH
4. Hanover, NH
5. Winchendon, MA
6. Gardner Ma
7. Fall River Ma

Total Respondents 7

10. Rate the quality of the following in respect to the degree you received one year ago:

	Excellent	Good	Fair	Poor	Response Total	Points	Avg
Quality of faculty instruction	57.14% (4)0% (0)	42.86% (3)0% (0)	0% (0)0% (0)	0% (0)0% (0)	7	0	0
Level of individual attention	42.86% (3)0% (0)	57.14% (4)0% (0)	0% (0)0% (0)	0% (0)0% (0)	7	0	0
Quality of academic advisement	28.57% (2)0% (0)	71.43% (5)0% (0)	0% (0)0% (0)	0% (0)0% (0)	7	0	0
Curriculum linked to job related skills and knowledge	75% (6)0% (0)	25% (2)0% (0)	0% (0)0% (0)	0% (0)0% (0)	8	0	0
Preparation to meet the demands of my job	71.43% (5)0% (0)	14.29% (1)0% (0)	14.29% (1)0% (0)	0% (0)0% (0)	7	0	0
Preparation to continue my education	50% (4)0% (0)	25% (2)0% (0)	25% (2)0% (0)	0% (0)0% (0)	8	0	0
Total Respondents					7		

11. Looking back at your academic career at Fitchburg State University, please select your level of agreement with the following:

	Strongly Agree	Agree	Neutral	Disagree	Strongly Disagree	Response Total	Points	Avg
The social and interpersonal skills you developed have impacted your life	28.57% (2)0% (0)	57.14% (4)0% (0)	0% (0)0% (0)	0% (0)0% (0)	14.29% (1)0% (0)	7	0	0
You have benefitted from the personal connections you made	42.86% (3)0% (0)	28.57% (2)0% (0)	14.29% (1)0% (0)	0% (0)0% (0)	14.29% (1)0% (0)	7	0	0
You have benefitted from the social networks of which you were/are a part	42.86% (3)0% (0)	28.57% (2)0% (0)	28.57% (2)0% (0)	0% (0)0% (0)	0% (0)0% (0)	7	0	0
The benefits of attending were worth the financial cost	66.67% (4)0% (0)	33.33% (2)0% (0)	0% (0)0% (0)	0% (0)0% (0)	0% (0)0% (0)	6	0	0
Total Respondents						7		

12. How well did Fitchburg State University prepare you in terms of the following skill sets:

	Very Well	Well	Neutral	Poorly	Very Poorly	Response Total	Points	Avg
Ability to think analytically and logically	28.57% (2)0% (0)	71.43% (5)0% (0)	0% (0)0% (0)	0% (0)0% (0)	0% (0)0% (0)	7	0	0
Ability to acquire new skills and knowledge on your own	50% (3)0% (0)	50% (3)0% (0)	0% (0)0% (0)	0% (0)0% (0)	0% (0)0% (0)	6	0	0
Ability to use the knowledge, ideas, or perspectives gained from your major field	42.86% (3)0% (0)	57.14% (4)0% (0)	0% (0)0% (0)	0% (0)0% (0)	0% (0)0% (0)	7	0	0
Ability to orally communicate well	42.86% (3)0% (0)	57.14% (4)0% (0)	0% (0)0% (0)	0% (0)0% (0)	0% (0)0% (0)	7	0	0
Ability to judge information/ideas/actions/conclusions based on sources/methods/reasoning	14.29% (1)0% (0)	85.71% (6)0% (0)	0% (0)0% (0)	0% (0)0% (0)	0% (0)0% (0)	7	0	0
Ability to write effectively	28.57% (2)0% (0)	71.43% (5)0% (0)	0% (0)0% (0)	0% (0)0% (0)	0% (0)0% (0)	7	0	0
	42.86% (3)0% (0)	42.86% (3)0% (0)	14.29% (1)0% (0)	0% (0)0% (0)	0% (0)0% (0)	7	0	0

Ability to use information technology in intellectual and/or professional pursuits

Ability to understand and appreciate cultural and ethnic differences between people	42.86% (3) 0% (0)	42.86% (3) 0% (0)	14.29% (1) 0% (0)	0% (0) 0%	0% (0) 0%	0% (0) 0%	7	0	0
Ability to understand international perspectives on economic, political, social, and cultural issues	28.57% (2) 0% (0)	57.14% (4) 0% (0)	14.29% (1) 0% (0)	0% (0) 0%	0% (0) 0%	0% (0) 0%	7	0	0
Ability to gain an understanding of or appreciation for the arts	28.57% (2) 0% (0)	14.29% (1) 0% (0)	57.14% (4) 0% (0)	0% (0) 0%	0% (0) 0%	0% (0) 0%	7	0	0
Ability to understand and apply quantitative principles and methods	14.29% (1) 0% (0)	42.86% (3) 0% (0)	42.86% (3) 0% (0)	0% (0) 0%	0% (0) 0%	0% (0) 0%	7	0	0
Ability to understand scientific method	28.57% (2) 0% (0)	71.43% (5) 0% (0)	0% (0) 0%	0% (0) 0%	0% (0) 0%	0% (0) 0%	7	0	0
Total Respondents							7		

13. How well did Fitchburg State University prepare you for the following personal and professional situational skill sets:

	Very Well	Well	Neutral	Poorly	Very Poorly	Response Total	Points	Avg	
Your ability to work as a member of a team or group	57.14% (4) (0)	42.86% (3) (0)	0% (0) (0)	0% (0) (0)	0% (0) (0)	7	0	0	
Your ability to get along with people of diverse backgrounds and perspectives	57.14% (4) (0)	28.57% (2) (0)	14.29% (1) (0)	0% (0) (0)	0% (0) (0)	7	0	0	
Your ability to lead others effectively	42.86% (3) (0)	42.86% (3) (0)	14.29% (1) (0)	0% (0) (0)	0% (0) (0)	7	0	0	
Your ability to evaluate and choose between alternative courses of action	33.33% (2) (0)	50% (3) (0)	16.67% (1) (0)	0% (0) (0)	0% (0) (0)	6	0	0	
Your awareness of contemporary issues and their cause and consequences	42.86% (3) (0)	42.86% (3) (0)	0% (0) (0)	14.29% (1) (0)	0% (0) (0)	7	0	0	
Total Respondents							7		

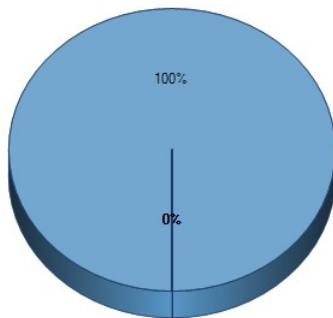
14. What did we not ask you about but you feel we should know?

1. n/a
2. N/a

Total Respondents 2

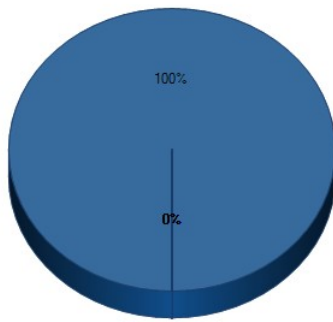
(skipped this question) 5

15. Please select the Degree you completed at Fitchburg State University from the list below.



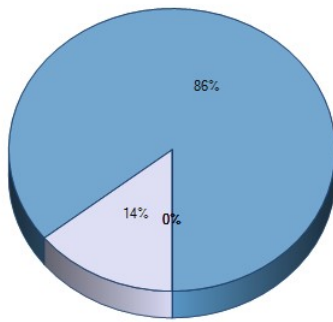
	Response Total	Response Percent
Bachelor of Arts (BA)	0	0%
Bachelor of Science (BS)	7	100%
Cerfitcage of Graduate Study (CAGS)	0	0%
Master of Arts (MA)	0	0%
Master of Arts in Teaching (MAT)	0	0%
Master of Busienss Administration (MBA)	0	0%
Master of Education (MEd)	0	0%
Master of Science (MS)	0	0%
Total Respondents		7

16. Please select the major field your studied for your degree:



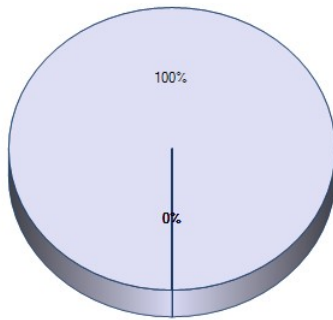
	Response Total	Response Percent
Arts (MEd only)	0	0%
Biology	0	0%
Business Administration	0	0%
Chemistry	0	0%
Communication (MS only)	0	0%
Communications Media	0	0%
Computer Information Systems	0	0%
Computer Science	0	0%
Counseling (MS only)	0	0%
Criminal Justice	0	0%
Early Childhood Education	0	0%
Educational Leadership	0	0%
Economics	0	0%
Elementary Education	0	0%
English Studies	0	0%
Environmental and Earth Science	0	0%
Game Design	0	0%
Geographic Science and Technology	0	0%
History	0	0%
Human Services	0	0%
Industrial Technology	0	0%
Interdisciplinary Studies	0	0%
LECOM Early Acceptance Programs	0	0%
Mathematics	0	0%
Middle School Education	0	0%
Nursing - General	7	100%
Nursing - LPN to Baccalaureate	0	0%
Nursing - RN to Baccalaureate	0	0%
Occupational/Vocation Education	0	0%
Political Science	0	0%
Psychological Science	0	0%
Sociology	0	0%
Special Education	0	0%
Technology Education (Grades 5-12)	0	0%
Total Respondents	7	

17. To which gender identity do you most identify?



	Response Total	Response Percent
Male	1	14%
Female	6	86%
Transgender Male	0	0%
Transgender Female	0	0%
Do not identify as female, male or transgender	0	0%
Total Respondents	7	

18. To which racial heritage do you predominantly identify?



	Response Total	Response Percent
White/Caucasian	7	100%
Asian	0	0%
Hispanic/Latino	0	0%
Black/African American	0	0%
American Indian	0	0%
Other	0	0%
Total Respondents	7	

19. How many dependents do you have (not including yourself)?

	Response Total	Response Percent
1	0	0%
2	0	0%
3	0	0%
4	0	0%
5	0	0%
5+	0	0%
Total Respondents (skipped this question)	0	
	7	