



## First Year Alumni Feedback (2016/17 Graduates)

Survey Title: First-Year Alumni Feedback

### Responses By Question Analysis:

1. We would like to know about your short-term plans. Please mark each of the following as they relate to you currently:

	Yes	No	Not Applicable	Response Total	Points	Avg
I am currently employed or have a job offer in a field directly related to my degree	0% (0)0% (0)	100% (1)0% (0)	0% (0)0% (0)	1	0	0
I am currently employed or have a job offer in a field that is not related to my degree	0% (0)0% (0)	100% (1)0% (0)	0% (0)0% (0)	1	0	0
I am searching for employment in a field directly related to my degree	100% (1)0% (0)	0% (0)0% (0)	0% (0)0% (0)	1	0	0
I am searching for employment in a field not directly related to my degree	100% (1)0% (0)	0% (0)0% (0)	0% (0)0% (0)	1	0	0
I have been accepted into a graduate program to continue my education at Fitchburg State University	0% (0)0% (0)	100% (1)0% (0)	0% (0)0% (0)	1	0	0
I have been accepted into a graduate or doctoral program to continue my education at another institution	0% (0)0% (0)	100% (1)0% (0)	0% (0)0% (0)	1	0	0
I am not planning to continue my education at this time	0% (0)0% (0)	100% (1)0% (0)	0% (0)0% (0)	1	0	0
I am a member of the Armed Forces	0% (0)0% (0)	100% (1)0% (0)	0% (0)0% (0)	1	0	0
<b>Total Respondents</b>				<b>1</b>		

2. How long did it take you to find your current position?

	Response Total	Response Percent
<input type="checkbox"/> Have not found a position yet	0	0%
<input type="checkbox"/> Held the position while I completed my degree	0	0%
<input type="checkbox"/> Secured my position prior to graduation	0	0%
<input type="checkbox"/> Less than 30 days after graduation	0	0%
<input type="checkbox"/> 1 - 3 months after graduation	0	0%
<input type="checkbox"/> 4-6 months after graduation	0	0%
<input type="checkbox"/> 7 or more months after graduation	0	0%
<input type="checkbox"/> Did not pursue employment	0	0%
<b>Total Respondents</b>	<b>0</b>	
<b>(skipped this question)</b>		<b>1</b>

3. Are you satisfied with the course of your career thus far?

	Response Total	Response Percent
<input type="checkbox"/> Very Satisfied	0	0%
<input type="checkbox"/> Satisfied	0	0%
<input type="checkbox"/> Neutral	0	0%
<input type="checkbox"/> Dissatisfied	0	0%
<input type="checkbox"/> Very Dissatisfied	0	0%
<input type="checkbox"/> Not Working at This Time	0	0%
<b>Total Respondents</b>	<b>0</b>	
<b>(skipped this question)</b>		<b>1</b>

4. Where are you currently employed and what is your job title?

[No Answer Entered]

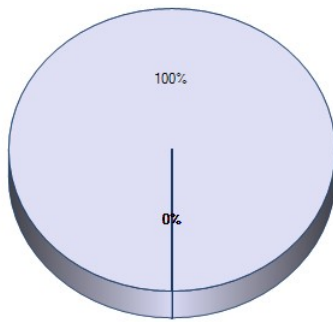
No responses were entered for this question.

**Total Respondents 0**  
(skipped this question) 1

5. In what sector are you employed?

	Response Total	Response Percent
<input type="checkbox"/> Not employed	0	0%
<input type="checkbox"/> Self-employed	0	0%
<input type="checkbox"/> For-profit corporation/company	0	0%
<input type="checkbox"/> Government or other public institution or agency	0	0%
<input type="checkbox"/> Military	0	0%
<input type="checkbox"/> Non-profit organization, institution or NGO	0	0%
<b>Total Respondents</b>	<b>0</b>	
<b>(skipped this question)</b>		<b>1</b>

6. Please select the industry that best describes your employer.



	Response Total	Response Percent
N/A - Not working	1	100%
Agriculture	0	0%
Biotech/Pharmaceutical	0	0%
Business Services	0	0%
Communications/Marketing/PR	0	0%
Computer Science/Technology	0	0%
Education: Higher Education	0	0%
Education: PreK - High School	0	0%
Engineering	0	0%
Environment	0	0%
Financial Services	0	0%
Fine/Performing Arts	0	0%
Food Service	0	0%
Healthcare	0	0%
Hospitality/Tourism/Travel	0	0%
Information Technology	0	0%
Law/Legal Services	0	0%
Manufacturing	0	0%
Media/Journalism/Publishing	0	0%
Medicine	0	0%
Military/Defense	0	0%
Politics/Public Policy/Advocacy	0	0%
Retail	0	0%
Social Services	0	0%
Sports/Fitness	0	0%
Technology	0	0%
Other, please specify	0	0%
<b>Total Respondents</b>	<b>1</b>	

**7.** We are always interested in our Alumni's continued interest in their personal and professional development. Which, if any, professional organizations have you joined since completing your program of study?  
 [No Answer Entered]

No responses were entered for this question.  
**Total Respondents 0**  
 (skipped this question) 1

**8.** We believe that Fitchburg State Alumni are always expanding their body of knowledge and would like to know what types of professional development activities you have engaged in since completion of you program of study? (i.e. attended conferences or workshops, given presentation at conference or workshops, conducting scholarly research, licensures or certifications completed, etc.)  
 [No Answer Entered]

No responses were entered for this question.  
**Total Respondents 0**  
 (skipped this question) 1

**9.** We like to know where our graduates are in the world. Please provide us with the city and state or country in which you currently reside.  
 [No Answer Entered]

No responses were entered for this question.  
**Total Respondents 0**  
 (skipped this question) 1

**10.** Rate the quality of the following in respect to the degree you received one year ago:

	Excellent	Good	Fair	Poor	Response Total	Points	Avg
Quality of faculty instruction	100% (1)0% (0)	0% (0)0% (0)	0% (0)0% (0)	0% (0)0% (0)	1	0	0
Level of individual attention	100% (1)0% (0) 0% (0)0% (0)	0% (0)0% (0) 100% (1)0% (0)	0% (0)0% (0) 0% (0)0% (0)	0% (0)0% (0) 0% (0)0% (0)	1 1	0 0	0 0

Quality of academic advisement								
Curriculum linked to job related skills and knowledge	0% (0)0% (0)	100% (1)0% (0)	0% (0)0% (0)	0% (0)0% (0)	1	0	0	
Preparation to meet the demands of my job	0% (0)0% (0)	0% (0)0% (0)	100% (1)0% (0)	0% (0)0% (0)	1	0	0	
Preparation to continue my education	0% (0)0% (0)	0% (0)0% (0)	100% (1)0% (0)	0% (0)0% (0)	1	0	0	
<b>Total Respondents</b>					<b>1</b>			

**1.1.** Looking back at your academic career at Fitchburg State University, please select your level of agreement with the following:

	<b>Strongly Agree</b>	<b>Agree</b>	<b>Neutral</b>	<b>Disagree</b>	<b>Strongly Disagree</b>	<b>Response Total</b>	<b>Points</b>	<b>Avg</b>
The social and interpersonal skills you developed have impacted your life	100% (1)0% (0)	0% (0)0% (0)	0% (0)0% (0)	0% (0)0% (0)	0% (0)0% (0)	1	0	0
You have benefitted from the personal connections you made	0% (0)0% (0)	100% (1)0% (0)	0% (0)0% (0)	0% (0)0% (0)	0% (0)0% (0)	1	0	0
You have benefitted from the social networks of which you were/are a part	0% (0)0% (0)	100% (1)0% (0)	0% (0)0% (0)	0% (0)0% (0)	0% (0)0% (0)	1	0	0
The benefits of attending were worth the financial cost	100% (1)0% (0)	0% (0)0% (0)	0% (0)0% (0)	0% (0)0% (0)	0% (0)0% (0)	1	0	0
<b>Total Respondents</b>					<b>1</b>			

**1.2.** How well did Fitchburg State University prepare you in terms of the following skill sets:

	<b>Very Well</b>	<b>Well</b>	<b>Neutral</b>	<b>Poorly</b>	<b>Very Poorly</b>	<b>Response Total</b>	<b>Points</b>	<b>Avg</b>
Ability to think analytically and logically	100% (1)0% (0)	0% (0)0% (0)	0% (0)0% (0)	0% (0)0% (0)	0% (0)0% (0)	1	0	0
Ability to acquire new skills and knowledge on your own	100% (1)0% (0)	0% (0)0% (0)	0% (0)0% (0)	0% (0)0% (0)	0% (0)0% (0)	1	0	0
Ability to use the knowledge, ideas, or perspectives gained from your major field	100% (1)0% (0)	0% (0)0% (0)	0% (0)0% (0)	0% (0)0% (0)	0% (0)0% (0)	1	0	0
Ability to orally communicate well	100% (1)0% (0)	0% (0)0% (0)	0% (0)0% (0)	0% (0)0% (0)	0% (0)0% (0)	1	0	0
Ability to judge information/ideas/actions/conclusions based on sources/methods/reasoning	100% (1)0% (0)	0% (0)0% (0)	0% (0)0% (0)	0% (0)0% (0)	0% (0)0% (0)	1	0	0
Ability to write effectively	100% (1)0% (0)	0% (0)0% (0)	0% (0)0% (0)	0% (0)0% (0)	0% (0)0% (0)	1	0	0
Ability to use information technology in intellectual and/or professional pursuits	100% (1)0% (0)	0% (0)0% (0)	0% (0)0% (0)	0% (0)0% (0)	0% (0)0% (0)	1	0	0
Ability to understand and appreciate cultural and ethnic differences between people	100% (1)0% (0)	0% (0)0% (0)	0% (0)0% (0)	0% (0)0% (0)	0% (0)0% (0)	1	0	0
Ability to understand international perspectives on economic, political, social, and cultural issues	0% (0)0% (0)	100% (1)0% (0)	0% (0)0% (0)	0% (0)0% (0)	0% (0)0% (0)	1	0	0
Ability to gain an understanding of or appreciation for the arts	0% (0)0% (0)	100% (1)0% (0)	0% (0)0% (0)	0% (0)0% (0)	0% (0)0% (0)	1	0	0
Ability to understand and apply quantitative principles and methods	0% (0)0% (0)	100% (1)0% (0)	0% (0)0% (0)	0% (0)0% (0)	0% (0)0% (0)	1	0	0
Ability to understand scientific method	100% (1)0% (0)	0% (0)0% (0)	0% (0)0% (0)	0% (0)0% (0)	0% (0)0% (0)	1	0	0
<b>Total Respondents</b>					<b>1</b>			

**1.3.** How well did Fitchburg State University prepare you for the following personal and professional situational skill sets:

	<b>Very Well</b>	<b>Well</b>	<b>Neutral</b>	<b>Poorly</b>	<b>Very Poorly</b>	<b>Response Total</b>	<b>Points</b>	<b>Avg</b>
Your ability to work as a member of a team or group	0% (0)0% (0)	100% (1)0% (0)	0% (0)0% (0)	0% (0)0% (0)	0% (0)0% (0)	1	0	0
Your ability to get along with people of diverse backgrounds and perspectives	100% (1)0% (0)	0% (0)0% (0)	0% (0)0% (0)	0% (0)0% (0)	0% (0)0% (0)	1	0	0
	0% (0)0% (0)		0% (0)0% (0)	0% (0)0% (0)	0% (0)0% (0)	1	0	0

Your ability to lead others effectively		100% (1) (0)																					
Your ability to evaluate and choose between alternative courses of action	0% (0) 0% (0)	100% (1) (0)	0% (0) 0% (0)	0% (0) 0% (0)	0% (0) 0% (0)	0% (0) 0% (0)	0% (0) 0% (0)	0% (0) 0% (0)	0% (0) 0% (0)	0% (0) 0% (0)	0% (0) 0% (0)	0% (0) 0% (0)	0% (0) 0% (0)	0% (0) 0% (0)	0% (0) 0% (0)	0% (0) 0% (0)	0% (0) 0% (0)	0% (0) 0% (0)	0% (0) 0% (0)	0% (0) 0% (0)	1	0	0
Your awareness of contemporary issues and their cause and consequences	0% (0) 0% (0)	100% (1) (0)	0% (0) 0% (0)	0% (0) 0% (0)	0% (0) 0% (0)	0% (0) 0% (0)	0% (0) 0% (0)	0% (0) 0% (0)	0% (0) 0% (0)	0% (0) 0% (0)	0% (0) 0% (0)	0% (0) 0% (0)	0% (0) 0% (0)	0% (0) 0% (0)	0% (0) 0% (0)	0% (0) 0% (0)	0% (0) 0% (0)	0% (0) 0% (0)	0% (0) 0% (0)	0% (0) 0% (0)	1	0	0
<b>Total Respondents</b>																						<b>1</b>	

**14.** What did we not ask you about but you feel we should know?

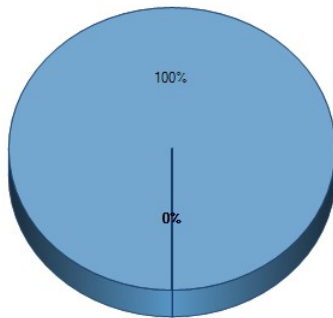
[No Answer Entered]

No responses were entered for this question.

**Total Respondents 0**

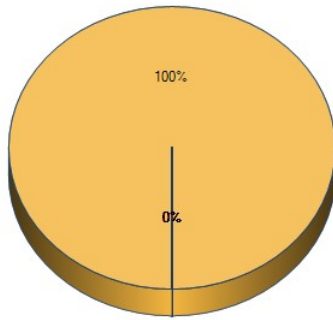
(skipped this question) 1

**15.** Please select the Degree you completed at Fitchburg State University from the list below.



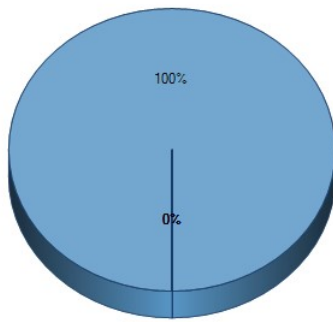
	<b>Response Total</b>	<b>Response Percent</b>
<input type="checkbox"/> Bachelor of Arts (BA)	0	0%
<input checked="" type="checkbox"/> Bachelor of Science (BS)	1	100%
<input type="checkbox"/> Cerfitcage of Graduate Study (CAGS)	0	0%
<input type="checkbox"/> Master of Arts (MA)	0	0%
<input type="checkbox"/> Master of Arts in Teaching (MAT)	0	0%
<input type="checkbox"/> Master of Busienss Administration (MBA)	0	0%
<input type="checkbox"/> Master of Education (MEd)	0	0%
<input type="checkbox"/> Master of Science (MS)	0	0%
<b>Total Respondents</b>		<b>1</b>

**16.** Please select the major field your studied for your degree:



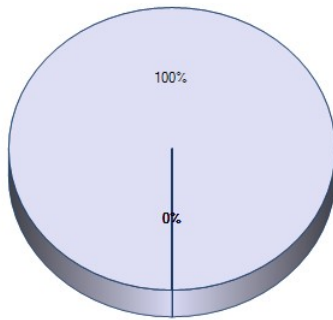
	Response Total	Response Percent
Arts (MEd only)	0	0%
Biology	0	0%
Business Administration	0	0%
Chemistry	0	0%
Communication (MS only)	0	0%
Communications Media	0	0%
Computer Information Systems	0	0%
Computer Science	0	0%
Counseling (MS only)	0	0%
Criminal Justice	0	0%
Early Childhood Education	0	0%
Educational Leadership	0	0%
Economics	0	0%
Elementary Education	0	0%
English Studies	0	0%
Environmental and Earth Science	0	0%
Game Design	0	0%
Geographic Science and Technology	0	0%
History	1	100%
Human Services	0	0%
Industrial Technology	0	0%
Interdisciplinary Studies	0	0%
LECOM Early Acceptance Programs	0	0%
Mathematics	0	0%
Middle School Education	0	0%
Nursing - General	0	0%
Nursing - LPN to Baccalaureate	0	0%
Nursing - RN to Baccalaureate	0	0%
Occupational/Vocation Education	0	0%
Political Science	0	0%
Psychological Science	0	0%
Sociology	0	0%
Special Education	0	0%
Technology Education (Grades 5-12)	0	0%
<b>Total Respondents</b>	<b>1</b>	

17. To which gender identity do you most identify?



	Response Total	Response Percent
Male	0	0%
Female	1	100%
Transgender Male	0	0%
Transgender Female	0	0%
Do not identify as female, male or transgender	0	0%
<b>Total Respondents</b>	<b>1</b>	

18. To which racial heritage do you predominantly identify?



	Response Total	Response Percent
White/Caucasian	1	100%
Asian	0	0%
Hispanic/Latino	0	0%
Black/African American	0	0%
American Indian	0	0%
Other	0	0%
<b>Total Respondents</b>	<b>1</b>	

19. How many dependents do you have (not including yourself)?

	Response Total	Response Percent
1	0	0%
2	0	0%
3	0	0%
4	0	0%
5	0	0%
5+	0	0%
<b>Total Respondents</b>	<b>0</b>	
<b>(skipped this question)</b>	<b>1</b>	