

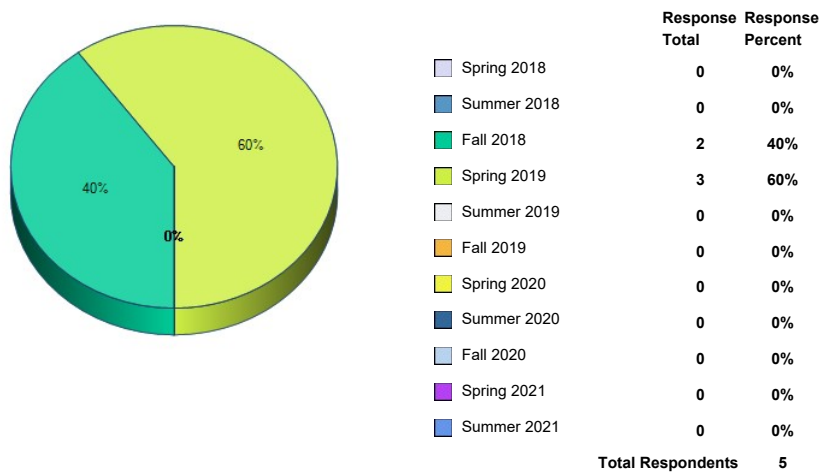


## Graduating Student Feedback

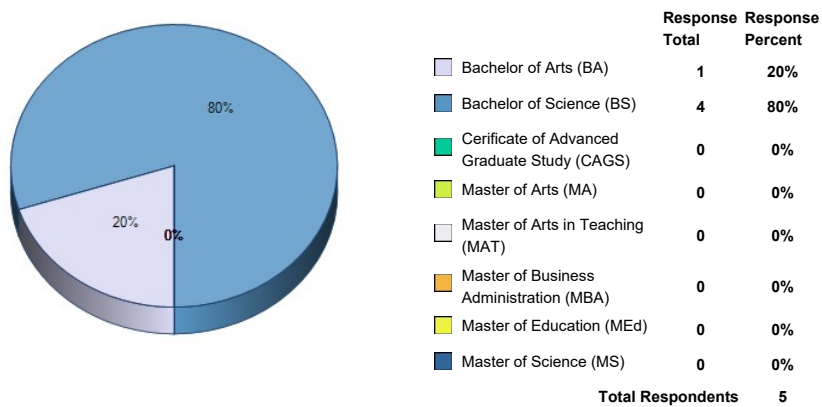
Survey Title: Graduating Student Feedback

### Responses By Question Analysis:

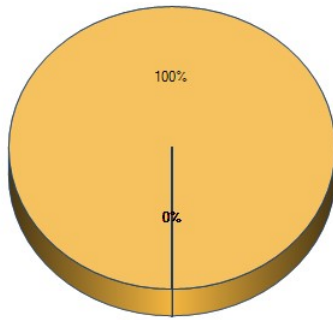
1. Please select the semester will you complete your program requirements from the list below:



2. Please select the Degree you are currently completing at Fitchburg State University from the list below:

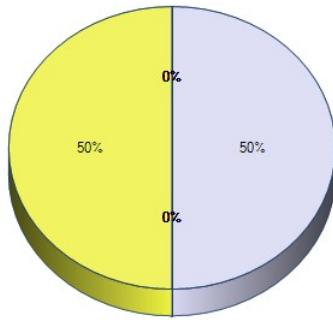


3. Please select the major field your studied for your degree:



	Response Total	Response Percent
Arts Education (MEd only)	0	0%
Biology	0	0%
Business Administration	0	0%
Chemistry	0	0%
Clinical Mental Health Counseling	0	0%
Communication (MS only)	0	0%
Communications Media	0	0%
Computer Information Systems	0	0%
Computer Science	0	0%
Criminal Justice	0	0%
Curriculum and Teaching	0	0%
Early Childhood Education	0	0%
Educational Leadership	0	0%
Economics	0	0%
Elementary Education	0	0%
English Studies	0	0%
Environmental and Earth Science	0	0%
Exercise and Sports Science	0	0%
Game Design	0	0%
Geographic Science and Technology	0	0%
History	0	0%
Human Services	0	0%
Industrial Technology	0	0%
Interdisciplinary Studies	0	0%
LECOM Early Acceptance	0	0%
Mathematics	0	0%
Middle School Education	0	0%
Nursing - General	0	0%
Nursing - LPN to Baccalaureate	0	0%
Nursing - RN to Baccalaureate	0	0%
Occupational/Vocational Education	0	0%
Political Science	5	100%
Psychological Science	0	0%
Sociology	0	0%
Special Education	0	0%
Technology Education (Grades 5-12)	0	0%
<b>Total Respondents</b>	<b>5</b>	

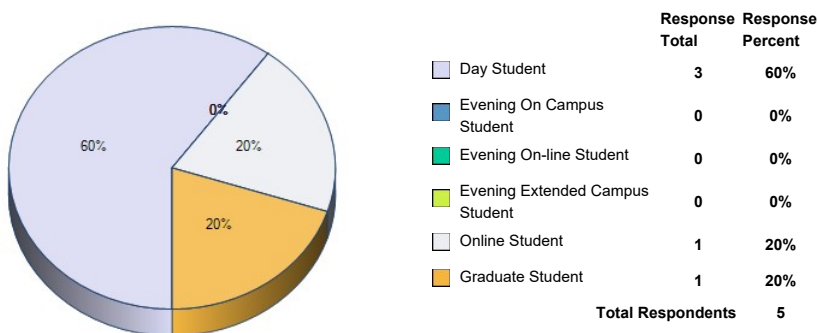
4. Please select your minor from the list below:



	Response Total	Response Percent
African-American Studies	0	0%
American Studies	0	0%
Art	0	0%
Art History	0	0%
Asian Studies	0	0%
Biology	0	0%
Business Administration	1	50%
Chemistry	0	0%
Communication Studies	0	0%
Computer Science	0	0%
Construction Technology	0	0%
Criminal Justice	0	0%
Deaf Studies	0	0%
Disability Studies	0	0%
Early Childhood Education	0	0%
Economics	0	0%
English Studies - Literature	0	0%
English Studies -- Professional Writing	0	0%
Environmental and Earth Science	0	0%
Film Studies	0	0%
French	0	0%
Game Design	0	0%
Geographic Design	0	0%
History	0	0%
History Secondary Education	0	0%
Industrial Training	0	0%
International Studies	1	50%
Latin	0	0%
Manufacturing Technology	0	0%
Mathematics	0	0%
Mathematics for Education	0	0%
Middle School Education	0	0%
Music	0	0%
Neuroscience, Behavior, and Cognition	0	0%
Peace Studies	0	0%
Philosophy	0	0%
Political Science	0	0%
Psychological Science	0	0%
Romance Languages	0	0%
Social Science	0	0%
Sociology	0	0%
Spanish	0	0%
Special Education	0	0%
Studio Art	0	0%
Theater	0	0%
Women, Gender and Sexuality Studies	0	0%
None	0	0%

Total Respondents 2  
(skipped this question) 3

5. Please select the student group you most identify with from the list below:



6. Please rate the following academic experiences at Fitchburg State University:

	Excellent	Very Good	Good	Fair	Poor	Not Applicable	Response Total	Points	Avg
Availability of classes (e.g. time offered, seats open)	20% (1)0% (0)	60% (3)0% (0)	20% (1)0% (0)	0% (0)0% (0)	0% (0)0% (0)	0% (0)0% (0)	5	0	0
Frequency of course offerings	40% (2)0% (0)	0% (0)0% (0)	40% (2)0% (0)	20% (1)0% (0)	0% (0)0% (0)	0% (0)0% (0)	5	0	0
Size of classes	40% (2)0% (0)	40% (2)0% (0)	20% (1)0% (0)	0% (0)0% (0)	0% (0)0% (0)	0% (0)0% (0)	5	0	0
Quality of instruction	40% (2)0% (0)	60% (3)0% (0)	0% (0)0% (0)	0% (0)0% (0)	0% (0)0% (0)	0% (0)0% (0)	5	0	0
Quality of texts and other instructional materials	20% (1)0% (0)	40% (2)0% (0)	20% (1)0% (0)	20% (1)0% (0)	0% (0)0% (0)	0% (0)0% (0)	5	0	0
Availability of faculty outside of the classroom	40% (2)0% (0)	20% (1)0% (0)	40% (2)0% (0)	0% (0)0% (0)	0% (0)0% (0)	0% (0)0% (0)	5	0	0
Timeliness and relevance of course content	40% (2)0% (0)	20% (1)0% (0)	40% (2)0% (0)	0% (0)0% (0)	0% (0)0% (0)	0% (0)0% (0)	5	0	0
Quality of high impact (outside the classroom) experiences (e.g. internships, practicum, etc.)	50% (3)0% (0)	16.67% (1)0% (0)	16.67% (1)0% (0)	0% (0)0% (0)	0% (0)0% (0)	16.67% (1)0% (0)	6	0	0
Overall level of challenge in the coursework	40% (2)0% (0)	40% (2)0% (0)	20% (1)0% (0)	0% (0)0% (0)	0% (0)0% (0)	0% (0)0% (0)	5	0	0
Match between career goals and course-of-study requirements	60% (3)0% (0)	0% (0)0% (0)	40% (2)0% (0)	0% (0)0% (0)	0% (0)0% (0)	0% (0)0% (0)	5	0	0
Overall level of faculty advisement	80% (4)0% (0)	20% (1)0% (0)	0% (0)0% (0)	0% (0)0% (0)	0% (0)0% (0)	0% (0)0% (0)	5	0	0
<b>Total Respondents</b>							<b>5</b>		

7. Please rate the quality of the facilities and activities offered at Fitchburg State University:

	Excellent	Very Good	Good	Fair	Poor	No Interaction	Response Total	Points	Avg
Classrooms	20% (1)0% (0)	20% (1)0% (0)	40% (2)0% (0)	20% (1)0% (0)	0% (0)0% (0)	0% (0)0% (0)	5	0	0
Labs	0% (0)0% (0)	33.33% (2)0% (0)	0% (0)0% (0)	16.67% (1)0% (0)	0% (0)0% (0)	50% (3)0% (0)	6	0	0
Other General facilities (e.g. studios, gym)	0% (0)0% (0)	20% (1)0% (0)	20% (1)0% (0)	20% (1)0% (0)	20% (1)0% (0)	20% (1)0% (0)	5	0	0
Computer Labs	20% (1)0% (0)	40% (2)0% (0)	20% (1)0% (0)	0% (0)0% (0)	0% (0)0% (0)	20% (1)0% (0)	5	0	0
Library	40% (2)0% (0)	40% (2)0% (0)	20% (1)0% (0)	0% (0)0% (0)	0% (0)0% (0)	0% (0)0% (0)	5	0	0
Technology in the classroom	20% (1)0% (0)	0% (0)0% (0)	80% (4)0% (0)	0% (0)0% (0)	0% (0)0% (0)	0% (0)0% (0)	5	0	0
Online technologies utilized in your classes	20% (1)0% (0)	20% (1)0% (0)	60% (3)0% (0)	0% (0)0% (0)	0% (0)0% (0)	0% (0)0% (0)	5	0	0
	40% (2)0% (0)	40% (2)0% (0)	0% (0)0% (0)	0% (0)0% (0)	0% (0)0% (0)	20% (1)0% (0)	5	0	0

## Musical or theatrical performances on-campus

Intramural athletic offerings	40% (2)0% (0)	0% (0)0% (0)	0% (0)0% (0)	0% (0)0% (0)	0% (0)0% (0)	60% (3)0% (0)	5	0	0
Intercollegiate athletic events	20% (1)0% (0)	20% (1)0% (0)	0% (0)0% (0)	0% (0)0% (0)	0% (0)0% (0)	60% (3)0% (0)	5	0	0
Greek Life	40% (2)0% (0)	20% (1)0% (0)	0% (0)0% (0)	0% (0)0% (0)	0% (0)0% (0)	40% (2)0% (0)	5	0	0
Student Organizations	40% (2)0% (0)	40% (2)0% (0)	20% (1)0% (0)	0% (0)0% (0)	0% (0)0% (0)	0% (0)0% (0)	5	0	0
<b>Total Respondents</b>							<b>5</b>		

**8.** How well did Fitchburg State University prepare you in terms of the following skill sets:

	Very Well	Well	Neutral	Poorly	Very Poorly	Response Total	Points	Avg
Ability to think analytically and logically	60% (3)0% (0)	40% (2)0% (0)	0% (0)0% (0)	0% (0)0% (0)	0% (0)0% (0)	5	0	0
Ability to acquire new skills and knowledge on your own	60% (3)0% (0)	40% (2)0% (0)	0% (0)0% (0)	0% (0)0% (0)	0% (0)0% (0)	5	0	0
Ability to use the knowledge, ideas, or perspectives gained from your major field	60% (3)0% (0)	40% (2)0% (0)	0% (0)0% (0)	0% (0)0% (0)	0% (0)0% (0)	5	0	0
Ability to orally communicate well	40% (2)0% (0)	60% (3)0% (0)	0% (0)0% (0)	0% (0)0% (0)	0% (0)0% (0)	5	0	0
Ability to judge information/ideas/actions/conclusions based on sources/methods/reasoning	60% (3)0% (0)	40% (2)0% (0)	0% (0)0% (0)	0% (0)0% (0)	0% (0)0% (0)	5	0	0
Ability to write effectively	40% (2)0% (0)	60% (3)0% (0)	0% (0)0% (0)	0% (0)0% (0)	0% (0)0% (0)	5	0	0
Ability to use information technology in intellectual and/or professional pursuits	40% (2)0% (0)	40% (2)0% (0)	20% (1)0% (0)	0% (0)0% (0)	0% (0)0% (0)	5	0	0
Ability to understand and appreciate cultural and ethnic differences between people	60% (3)0% (0)	40% (2)0% (0)	0% (0)0% (0)	0% (0)0% (0)	0% (0)0% (0)	5	0	0
Ability to understand international perspectives on economic, political, social, and cultural issues	60% (3)0% (0)	40% (2)0% (0)	0% (0)0% (0)	0% (0)0% (0)	0% (0)0% (0)	5	0	0
Ability to gain an understanding of or appreciation for the arts	16.67% (1)0% (0)	33.33% (2)0% (0)	33.33% (2)0% (0)	0% (0)0% (0)	16.67% (1)0% (0)	6	0	0
Ability to understand and apply quantitative principles and methods	40% (2)0% (0)	20% (1)0% (0)	20% (1)0% (0)	0% (0)0% (0)	20% (1)0% (0)	5	0	0
Ability to understand scientific method	40% (2)0% (0)	40% (2)0% (0)	0% (0)0% (0)	0% (0)0% (0)	20% (1)0% (0)	5	0	0
<b>Total Respondents</b>						<b>5</b>		

**9.** How well did Fitchburg State University prepare you for the following personal and professional situational skill sets:

	Very Well	Well	Neutral	Poorly	Very Poorly	Response Total	Points	Avg
Your ability to work as a member of a team or group	60% (3)0% (0)	40% (2)0% (0)	0% (0)0% (0)	0% (0)0% (0)	0% (0)0% (0)	5	0	0
Your ability to get along with people of diverse backgrounds and perspectives	80% (4)0% (0)	20% (1)0% (0)	0% (0)0% (0)	0% (0)0% (0)	0% (0)0% (0)	5	0	0
Your ability to lead others effectively	80% (4)0% (0)	20% (1)0% (0)	0% (0)0% (0)	0% (0)0% (0)	0% (0)0% (0)	5	0	0
Your ability to evaluate and choose between alternative courses of action	80% (4)0% (0)	20% (1)0% (0)	0% (0)0% (0)	0% (0)0% (0)	0% (0)0% (0)	5	0	0
Your awareness of contemporary issues and their causes and consequences	80% (4)0% (0)	20% (1)0% (0)	0% (0)0% (0)	0% (0)0% (0)	0% (0)0% (0)	5	0	0
<b>Total Respondents</b>						<b>5</b>		

**10.** We are always looking for feedback to help us with quality and improvements. Is there something you would like to share with us regarding facilities or your program that wasn't captured above?

- The school needs to care more about students who report sexual assault. The disrespect I recieved really motivated me to leave this school and not want to come back. Staff needs training on supporting victims.  
You dont know where your students will end up and say about the school after they leave. Care about your students who come out and report.

Total Respondents 1

(skipped this question)

4

**11.** What is your level of agreement with the following statements:

	Strongly Agree	Agree	Neutral	Disagree	Strongly Disagree	No Basis for Judgement	Response Total	Points	Avg
Faculty demonstrated commitment to my learning, personal well being and success	40% (2) (0)	40% (2) (0)	0% (0) (0)	0% (0) (0)	20% (1) (0)	0% (0) (0)	5	0	0
Administrators (e.g. vice presidents, deans and directors) demonstrated commitment to my learning, personal well being and success	40% (2) (0)	40% (2) (0)	0% (0) (0)	20% (1) (0)	0% (0) (0)	0% (0) (0)	5	0	0
Other University staff demonstrated commitment to my learning, personal well being and success	25% (1) (0)	50% (2) (0)	0% (0) (0)	25% (1) (0)	0% (0) (0)	0% (0) (0)	4	0	0
Library resources (e.g. books, database subscriptions, inter-library loan) were adequate for my research and learning needs	40% (2) (0)	40% (2) (0)	0% (0) (0)	20% (1) (0)	0% (0) (0)	0% (0) (0)	5	0	0
Library hours and web resource availability were adequate for my research and learning needs	20% (1) (0)	60% (3) (0)	20% (1) (0)	0% (0) (0)	0% (0) (0)	0% (0) (0)	5	0	0
Library staff were knowledgeable and demonstrated commitment to my learning and academic success.	20% (1) (0)	60% (3) (0)	20% (1) (0)	0% (0) (0)	0% (0) (0)	0% (0) (0)	5	0	0
I learned about research strategies and sources of information from the library staff.	0% (0) (0)	40% (2) (0)	0% (0) (0)	60% (3) (0)	0% (0) (0)	0% (0) (0)	5	0	0
<b>Total Respondents</b>							<b>5</b>		

**12.** Please rate your overall experience with the following offices, programs and services at Fitchburg State University:

	Very Positive	Mostly Positive	Neutral	Mostly Negative	Very Negative	No Interaction	Was Unaware	Response Total	Points	Avg
Academic Department Office/Staff	60% (3) (0)	40% (2) (0)	0% (0) (0)	0% (0) (0)	0% (0) (0)	0% (0) (0)	0% (0) (0)	5	0	0
Admissions Office	60% (3) (0)	20% (1) (0)	20% (1) (0)	0% (0) (0)	0% (0) (0)	0% (0) (0)	0% (0) (0)	5	0	0
Advising Center	25% (1) (0)	0% (0) (0)	0% (0) (0)	0% (0) (0)	0% (0) (0)	75% (3) (0)	0% (0) (0)	4	0	0
Bookstore	20% (1) (0)	40% (2) (0)	20% (1) (0)	20% (1) (0)	0% (0) (0)	0% (0) (0)	0% (0) (0)	5	0	0
Capital Planning and Maintenance (e.g. buildings & grounds)	40% (2) (0)	0% (0) (0)	20% (1) (0)	0% (0) (0)	0% (0) (0)	40% (2) (0)	0% (0) (0)	5	0	0
Career Counseling Office	50% (3) (0)	0% (0) (0)	0% (0) (0)	0% (0) (0)	0% (0) (0)	50% (3) (0)	0% (0) (0)	6	0	0
Center for Diversity and Inclusiveness	80% (4) (0)	20% (1) (0)	0% (0) (0)	0% (0) (0)	0% (0) (0)	0% (0) (0)	0% (0) (0)	5	0	0
Chartwell's Dining Services	20% (1) (0)	20% (1) (0)	0% (0) (0)	20% (1) (0)	20% (1) (0)	20% (1) (0)	0% (0) (0)	5	0	0
Commuter Affairs	40% (2) (0)	60% (3) (0)	0% (0) (0)	0% (0) (0)	0% (0) (0)	0% (0) (0)	0% (0) (0)	5	0	0
Counseling Services	40% (2) (0)	0% (0) (0)	20% (1) (0)	0% (0) (0)	0% (0) (0)	40% (2) (0)	0% (0) (0)	5	0	0
Disability Services	20% (1) (0)	0% (0) (0)	0% (0) (0)	0% (0) (0)	0% (0) (0)	80% (4) (0)	0% (0) (0)	5	0	0
Financial Aid	20% (1) (0)	60% (3) (0)	0% (0) (0)	20% (1) (0)	0% (0) (0)	0% (0) (0)	0% (0) (0)	5	0	0
	0% (0) (0)	20% (1) (0)	0% (0) (0)	20% (1) (0)	0% (0) (0)	60% (3) (0)	0% (0) (0)	5	0	0

Graduate and Continuing Education (GCE)

Health Services	20% (1) 0% (0)	20% (1) 0% (0)	20% (1) 0% (0)	0% (0) 0% (0)	0% (0) 0% (0)	40% (2) 0% (0)	0% (0) 0% (0)	5	0	0
Housing and Residential Services	40% (2) 0% (0)	20% (1) 0% (0)	20% (1) 0% (0)	0% (0) 0% (0)	0% (0) 0% (0)	20% (1) 0% (0)	0% (0) 0% (0)	5	0	0
Information Desk (Hammond Hall)	60% (3) 0% (0)	40% (2) 0% (0)	0% (0) 0% (0)	0% (0) 0% (0)	0% (0) 0% (0)	0% (0) 0% (0)	0% (0) 0% (0)	5	0	0
International Education (e.g. study abroad)	40% (2) 0% (0)	20% (1) 0% (0)	20% (1) 0% (0)	0% (0) 0% (0)	0% (0) 0% (0)	20% (1) 0% (0)	0% (0) 0% (0)	5	0	0
On-campus Job Recruitment	20% (1) 0% (0)	20% (1) 0% (0)	40% (2) 0% (0)	0% (0) 0% (0)	0% (0) 0% (0)	20% (1) 0% (0)	0% (0) 0% (0)	5	0	0
One Card	20% (1) 0% (0)	60% (3) 0% (0)	20% (1) 0% (0)	0% (0) 0% (0)	0% (0) 0% (0)	0% (0) 0% (0)	0% (0) 0% (0)	5	0	0
Online Services (e.g. financial aid, registration, add/drop)	20% (1) 0% (0)	80% (4) 0% (0)	0% (0) 0% (0)	0% (0) 0% (0)	0% (0) 0% (0)	0% (0) 0% (0)	0% (0) 0% (0)	5	0	0
Parking	0% (0) 0% (0)	0% (0) 0% (0)	40% (2) 0% (0)	40% (2) 0% (0)	20% (1) 0% (0)	0% (0) 0% (0)	0% (0) 0% (0)	5	0	0
Recreation Services	0% (0) 0% (0)	40% (2) 0% (0)	20% (1) 0% (0)	20% (1) 0% (0)	0% (0) 0% (0)	20% (1) 0% (0)	0% (0) 0% (0)	5	0	0
Registrar's Office	40% (2) 0% (0)	40% (2) 0% (0)	0% (0) 0% (0)	0% (0) 0% (0)	0% (0) 0% (0)	20% (1) 0% (0)	0% (0) 0% (0)	5	0	0
Shuttle Service	0% (0) 0% (0)	20% (1) 0% (0)	20% (1) 0% (0)	40% (2) 0% (0)	20% (1) 0% (0)	0% (0) 0% (0)	0% (0) 0% (0)	5	0	0
Student Accounts	40% (2) 0% (0)	40% (2) 0% (0)	0% (0) 0% (0)	0% (0) 0% (0)	20% (1) 0% (0)	0% (0) 0% (0)	0% (0) 0% (0)	5	0	0
Student Development Office	40% (2) 0% (0)	20% (1) 0% (0)	0% (0) 0% (0)	40% (2) 0% (0)	0% (0) 0% (0)	0% (0) 0% (0)	0% (0) 0% (0)	5	0	0
Technology Help Desk	20% (1) 0% (0)	40% (2) 0% (0)	0% (0) 0% (0)	0% (0) 0% (0)	20% (1) 0% (0)	20% (1) 0% (0)	0% (0) 0% (0)	5	0	0
Tutor Center	20% (1) 0% (0)	20% (1) 0% (0)	0% (0) 0% (0)	20% (1) 0% (0)	20% (1) 0% (0)	20% (1) 0% (0)	0% (0) 0% (0)	5	0	0
University Catalog	20% (1) 0% (0)	60% (3) 0% (0)	0% (0) 0% (0)	0% (0) 0% (0)	0% (0) 0% (0)	20% (1) 0% (0)	0% (0) 0% (0)	5	0	0
University Email	60% (3) 0% (0)	40% (2) 0% (0)	0% (0) 0% (0)	0% (0) 0% (0)	0% (0) 0% (0)	0% (0) 0% (0)	0% (0) 0% (0)	5	0	0
University Police	60% (3) 0% (0)	20% (1) 0% (0)	0% (0) 0% (0)	20% (1) 0% (0)	0% (0) 0% (0)	0% (0) 0% (0)	0% (0) 0% (0)	5	0	0
University Website	60% (3) 0% (0)	20% (1) 0% (0)	20% (1) 0% (0)	0% (0) 0% (0)	0% (0) 0% (0)	0% (0) 0% (0)	0% (0) 0% (0)	5	0	0
Veteran Services	20% (1) 0% (0)	0% (0) 0% (0)	0% (0) 0% (0)	0% (0) 0% (0)	20% (1) 0% (0)	60% (3) 0% (0)	0% (0) 0% (0)	5	0	0
Volunteer Center	60% (3) 0% (0)	20% (1) 0% (0)	0% (0) 0% (0)	0% (0) 0% (0)	20% (1) 0% (0)	0% (0) 0% (0)	0% (0) 0% (0)	5	0	0
<b>Total Respondents</b>								<b>5</b>		

13. Is there something that you would like to share with us regarding our faculty, staff, or administrators that wasn't captured in the questions above?

Shuttle bus drivers are not actually driving to pick of students. When it turns 11pm they tend to either not drive or they go around once until time is up.

- Also we need more diversity on campus of professors. There is only 2 latinx professors on campus. In the next years to come more Hispanic students are coming and you only have 2 professors who can relate to them.

Total Respondents 1

(skipped this question) 4

14. Is there something you would like to share with us regarding our offices, programs and services at Fitchburg State University that wasn't captured in the questions above?

- Student conduct needs to have training on how to give help to victims of sexual assault. Or needs to hire people who actually want to help students heal.

Total Respondents 1

(skipped this question) 4

15. Please select your level of agreement with the following statements:

	Very High	High	Average	Low	Very Low	Response Total	Points	Avg
Overall satisfaction with my experience with Fitchburg State University	40% (2) 0%	40% (2) 0%	20% (1) 0%	0% (0) 0%	0% (0) 0%	5	0	0

Likelihood that I will recommend the University to others	40% (2)0% (0)	40% (2)0% (0)	0% (0)0% (0)	0% (0)0% (0)	20% (1)0% (0)	5	0	0
Likelihood that I will stay connected to the campus after completion of my degree	40% (2)0% (0)	40% (2)0% (0)	0% (0)0% (0)	20% (1)0% (0)	0% (0)0% (0)	5	0	0
<b>Total Respondents</b>						<b>5</b>		

**16.** As we have stated previously, we are always looking for feedback that will help us improve. Is there something more you would like to share with us about your overall experience at Fitchburg State University?

- Fitchburg State University is the best state university in the Commonwealth of Massachusetts. There's a great sense of community, the faculty show great support, the student body is diverse, and filled with great educational opportunities that correlate with my career goals. The University's moot court program has equipped me with essential skills and experience needed to pursue my career interests as well as interning in offices of elected officials, being an orientation leader, and attending leadership retreats. The experiences I've gained at Fitchburg State will not only help me serve on the board of trustees, it will help me turn my dreams into a reality. I will forever take pride in the fact that I am part of the falcon family. Thank you.
- Care about your students needs. There is a big disconnect from the school and its students. I wouldn't recommend due to your lack of care of sexual assault victims. If someone asked me about wanting to go to Fitchburg I will tell them never to come here especially if they are woman.

**Total Respondents 2**

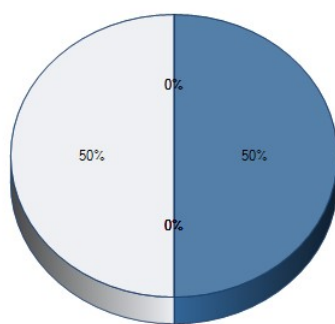
(skipped this question) 3

**17.** As you prepare to leave Fitchburg State University, we would like to know about your short-term plans. Please mark each of the following as they relate to you currently.

	Yes	No	Not Applicable	Response Total	Points	Avg
I am currently employed or have a job offer in a field closely related to my current program of study	40% (2)0% (0)	60% (3)0% (0)	0% (0)0% (0)	5	0	0
I am currently employed or have a job offer in a field that is not related to my current program of study	75% (3)0% (0)	0% (0)0% (0)	25% (1)0% (0)	4	0	0
I am searching for employment in a field closely related to my current program of study	60% (3)0% (0)	20% (1)0% (0)	20% (1)0% (0)	5	0	0
I am searching for employment in a field not closely related to my current program of study	25% (1)0% (0)	50% (2)0% (0)	25% (1)0% (0)	4	0	0
I have been accepted into a graduate program to continue my education at Fitchburg State University	0% (0)0% (0)	25% (1)0% (0)	75% (3)0% (0)	4	0	0
I have been accepted into a graduate or doctoral program to continue my education at another institution	0% (0)0% (0)	25% (1)0% (0)	75% (3)0% (0)	4	0	0
I am not planning to continue my education at this time	25% (1)0% (0)	75% (3)0% (0)	0% (0)0% (0)	4	0	0
I am pursuing the military	33.33% (1)0% (0)	66.67% (2)0% (0)	0% (0)0% (0)	3	0	0
<b>Total Respondents</b>				<b>5</b>		

**18.** What is your current or expected (if you are just starting a new position) annual salary?



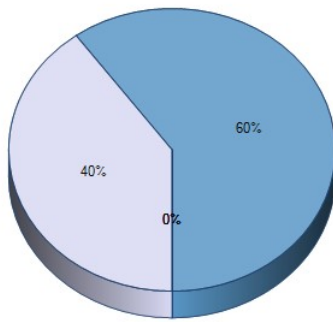


	Response Total	Response Percent
None - not working	0	0%
Less than \$20,000	0	0%
\$20,001 - \$30,000	0	0%
\$30,001 - \$40,000	0	0%
\$40,001 - \$50,000	1	50%
\$50,001 - \$60,000	0	0%
\$60,001 +	0	0%
Prefer not to disclose	1	50%
<b>Total Respondents</b>	<b>2</b>	
<b>(skipped this question)</b>	<b>3</b>	

**19.** How would you rate the importance of the following while attending Fitchburg State University:

	Very Important	Important	Neutral	Unimportant	Very Unimportant	Response Total	Points	Avg
Small, New England campus	40% (2) (0)	20% (2) (0)	20% (1) (0)	0% (0) (0)	0% (0) (0)	5	0	0
Low student-to-faculty ratio	60% (3) (0)	20% (1) (0)	20% (1) (0)	0% (0) (0)	0% (0) (0)	5	0	0
Accessible to my work/home/family	80% (4) (0)	20% (1) (0)	0% (0) (0)	0% (0) (0)	0% (0) (0)	5	0	0
Close-knit, friendly culture	80% (4) (0)	20% (1) (0)	0% (0) (0)	0% (0) (0)	0% (0) (0)	5	0	0
Diversity of student body	80% (4) (0)	20% (1) (0)	0% (0) (0)	0% (0) (0)	0% (0) (0)	5	0	0
Academic program(s)	80% (4) (0)	20% (1) (0)	0% (0) (0)	0% (0) (0)	0% (0) (0)	5	0	0
Affordability	100% (5) (0)	0% (0) (0)	0% (0) (0)	0% (0) (0)	0% (0) (0)	5	0	0
Faculty	80% (4) (0)	20% (1) (0)	0% (0) (0)	0% (0) (0)	0% (0) (0)	5	0	0
Residential life	40% (2) (0)	40% (2) (0)	20% (1) (0)	0% (0) (0)	0% (0) (0)	5	0	0
Facilities	80% (4) (0)	0% (0) (0)	20% (1) (0)	0% (0) (0)	0% (0) (0)	5	0	0
Financial Aid	100% (5) (0)	0% (0) (0)	0% (0) (0)	0% (0) (0)	0% (0) (0)	5	0	0
Many activities in the region	40% (2) (0)	40% (2) (0)	20% (1) (0)	0% (0) (0)	0% (0) (0)	5	0	0
Services/support to first generation students	60% (3) (0)	20% (1) (0)	20% (1) (0)	0% (0) (0)	0% (0) (0)	5	0	0
Volunteer opportunities	60% (3) (0)	20% (1) (0)	20% (1) (0)	0% (0) (0)	0% (0) (0)	5	0	0
Athletics	20% (1) (0)	60% (3) (0)	20% (1) (0)	0% (0) (0)	0% (0) (0)	5	0	0
Military-friendly	20% (1) (0)	60% (3) (0)	0% (0) (0)	0% (0) (0)	20% (1) (0)	5	0	0
LGBTQ-friendly	40% (2) (0)	20% (1) (0)	40% (2) (0)	0% (0) (0)	0% (0) (0)	5	0	0
Honors Program	40% (2) (0)	40% (2) (0)	20% (1) (0)	0% (0) (0)	0% (0) (0)	5	0	0
Employment prospects	80% (4) (0)	20% (1) (0)	0% (0) (0)	0% (0) (0)	0% (0) (0)	5	0	0
Internships	80% (4) (0)	20% (1) (0)	0% (0) (0)	0% (0) (0)	0% (0) (0)	5	0	0
Study Abroad opportunities	60% (3) (0)	40% (2) (0)	0% (0) (0)	0% (0) (0)	0% (0) (0)	5	0	0
ROTC/National Guard	20% (1) (0)	20% (1) (0)	40% (2) (0)	0% (0) (0)	20% (1) (0)	5	0	0
<b>Total Respondents</b>	<b>5</b>							

**20.** How many times did you change your major at Fitchburg State University?

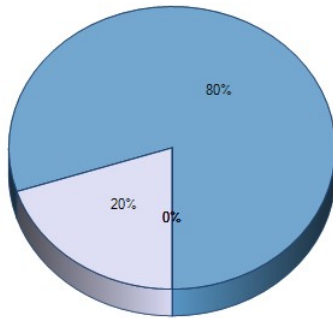


Response	Total	Percent
None	2	40%
Once	3	60%
2 Times	0	0%
3 times	0	0%
More than 3 times	0	0%
<b>Total Respondents</b>	<b>5</b>	

**21.** As you finish your degree journey at Fitchburg State University, we would like to know how much your time here has impacted your growth. Please select the answer that best fits our impact on your growth below.

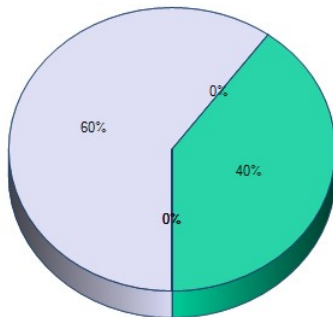
	Very Significant	Significant	No Change	Insignificant	Very Insignificant	Response Total	Points	Avg
Academic Growth (broadened your perception of the need to learn)	100% (5) (0)	0% (0) (0)	0% (0) (0)	0% (0) (0)	0% (0) (0)	5	0	0
Personal Growth	100% (5) (0)	0% (0) (0)	0% (0) (0)	0% (0) (0)	0% (0) (0)	5	0	0
Professional Growth (broaden your understanding of the need to continue to learn to achieve your career goals)	80% (4) (0)	20% (1) (0)	0% (0) (0)	0% (0) (0)	0% (0) (0)	5	0	0
<b>Total Respondents</b>						<b>5</b>		

**22.** To which gender identity do you most identify?



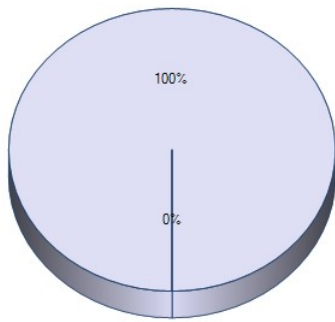
Response	Total	Percent
Male	1	20%
Female	4	80%
Transgender Male	0	0%
Transgender Female	0	0%
Do not identify as female, male or transgender	0	0%
<b>Total Respondents</b>	<b>5</b>	

**23.** To which racial heritage do you predominantly identify?



Response	Total	Percent
White/Caucasian	3	60%
Asian	0	0%
Hispanic/Latino	2	40%
Black/African American	0	0%
American Indian	0	0%
Other	0	0%
<b>Total Respondents</b>	<b>5</b>	

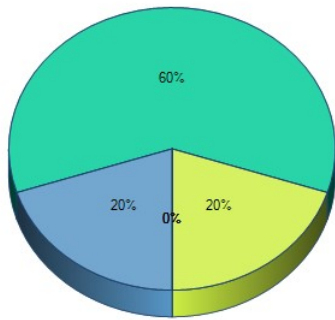
**24.** During your time at the University, did you attend full-time or part-time?



- Full-time
- Part-time

	Response Total	Response Percent
Full-time	5	100%
Part-time	0	0%
<b>Total Respondents</b>	<b>5</b>	

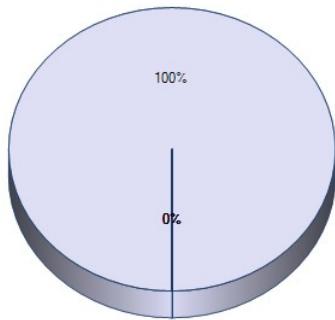
25. During your time at the University, approximately how many hours did you work per week?



- 0
- 1 - 10
- 11 - 20
- 21 - 30
- 31 - 40
- 40+

	Response Total	Response Percent
0	0	0%
1 - 10	1	20%
11 - 20	3	60%
21 - 30	1	20%
31 - 40	0	0%
40+	0	0%
<b>Total Respondents</b>	<b>5</b>	

26. How many dependents do you have (not including yourself)?



- 1
- 2
- 3
- 4
- 5
- 5+

	Response Total	Response Percent
1	1	100%
2	0	0%
3	0	0%
4	0	0%
5	0	0%
5+	0	0%
<b>Total Respondents</b>	<b>1</b>	
<b>(skipped this question)</b>	<b>4</b>	