

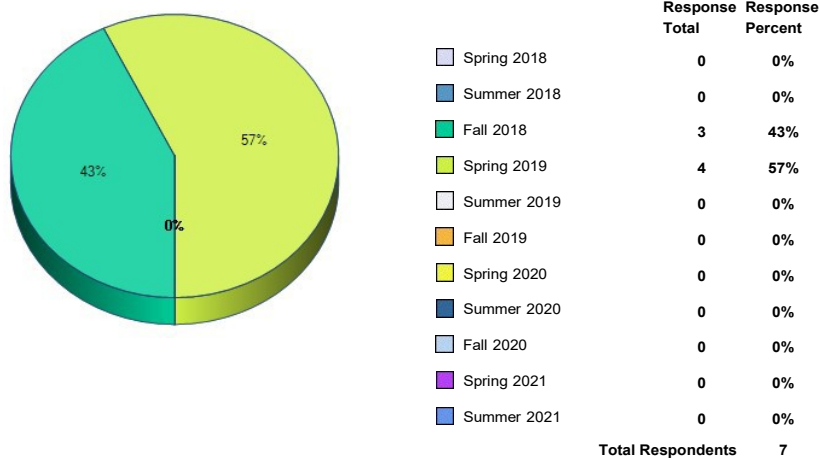


Graduating Student Feedback

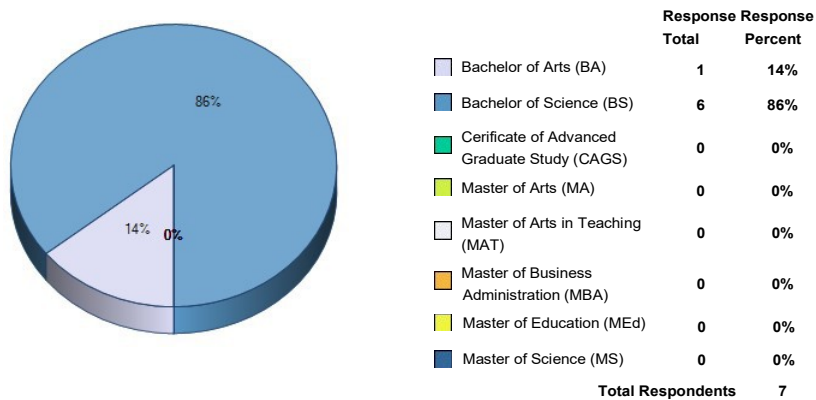
Survey Title: Graduating Student Feedback

Responses By Question Analysis:

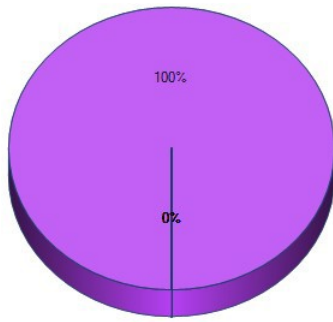
1. Please select the semester will you complete your program requirements from the list below:



2. Please select the Degree you are currently completing at Fitchburg State University from the list below:

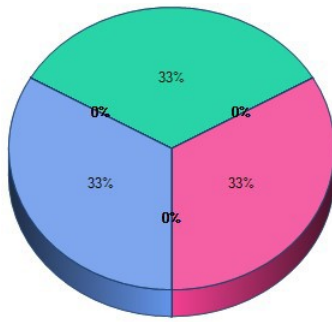


3. Please select the major field your studied for your degree:



	Response Total	Response Percent
Arts Education (MEd only)	0	0%
Biology	0	0%
Business Administration	0	0%
Chemistry	0	0%
Counseling		
Communication (MS only)	0	0%
Communications Media	0	0%
Computer Information Systems	0	0%
Computer Science	0	0%
Criminal Justice	0	0%
Curriculum and Teaching	0	0%
Early Childhood Education	0	0%
Educational Leadership	0	0%
Economics	0	0%
Elementary Education	0	0%
English Studies	0	0%
Environmental and Earth Science	0	0%
Exercise and Sports Science	0	0%
Game Design	0	0%
Geographic Science and Technology	0	0%
History	0	0%
Human Services	0	0%
Industrial Technology	7	100%
Interdisciplinary Studies	0	0%
LECOM Early Acceptance	0	0%
Mathematics	0	0%
Middle School Education	0	0%
Nursing - General	0	0%
Nursing - LPN to Baccalaureate	0	0%
Nursing - RN to Education Baccalaureate	0	0%
Political Science	0	0%
Occupational/Vocational		
Psychological Science	0	0%
Sociology	0	0%
Special Education	0	0%
Technology Education (Grades 5-12)	0	0%
Total Respondents	7	

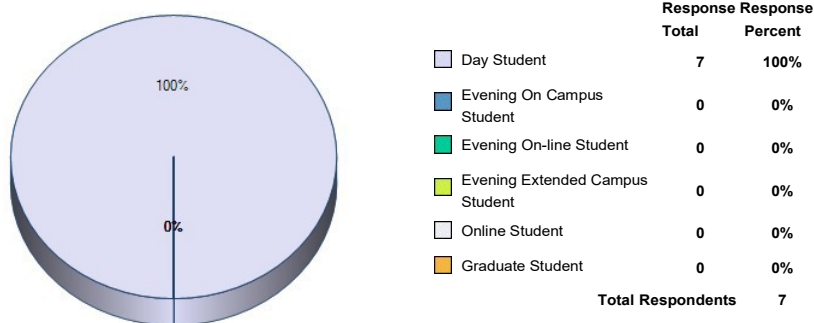
4. Please select your minor from the list below:



	Response Response	
	Total	Percent
African-American Studies	0	0%
American Studies	0	0%
Art	0	0%
Art History	0	0%
Asian Studies	0	0%
Biology	0	0%
Business Administration	0	0%
Chemistry	0	0%
Communication Studies	0	0%
Computer Science	0	0%
Construction Technology	1	33%
Criminal Justice	0	0%
Deaf Studies	0	0%
Disability Studies	0	0%
Early Childhood Education	0	0%
Economics	0	0%
English Studies - Literature	0	0%
Science		
Film Studies	0	0%
French	0	0%
Game Design	0	0%
Geographic Design	0	0%
History	0	0%
History Secondary Education	0	0%
Industrial Training	0	0%
International Studies	0	0%
Latin	0	0%
Manufacturing Technology	1	33%
Mathematics	0	0%
Mathematics for Education	0	0%
Middle School Education	0	0%
Music	0	0%
Neuroscience, Behavior, and Cognition	0	0%
Peace Studies	0	0%
Philosophy	0	0%
Political Science	0	0%
Psychological Science	1	33%
Romance Languages	0	0%
Social Science	0	0%
Sociology	0	0%
Spanish	0	0%
Special Education	0	0%
Studio Art	0	0%
Theater	0	0%
Women, Gender and Sexuality Studies	0	0%
None	0	0%

Total Respondents 3
(skipped this question) 4

5. Please select the student group you most identify with from the list below:



6. Please rate the following academic experiences at Fitchburg State University:

	Excellent	Very Good	Good	Fair	Poor	Not Applicable	Response Total	Points	Avg
Availability of classes (e.g. time offered, seats open)	0% (0)0% (0)	0% (0)0% (0)	60% (3)0% (0)	20% (1)0% (0)	20% (1)0% (0)	0% (0)0% (0)	5	0	0
Frequency of course offerings	0% (0)0% (0)	0% (0)0% (0)	60% (3)0% (0)	20% (1)0% (0)	20% (1)0% (0)	0% (0)0% (0)	5	0	0
Size of classes	33.33% (2)0% (0)	50% (3)0% (0)	0% (0)0% (0)	16.67% (1)0% (0)	0% (0)0% (0)	0% (0)0% (0)	6	0	0
Quality of instruction	0% (0)0% (0)	40% (2)0% (0)	20% (1)0% (0)	40% (2)0% (0)	0% (0)0% (0)	0% (0)0% (0)	5	0	0
Quality of texts and other instructional materials	20% (1)0% (0)	20% (1)0% (0)	20% (1)0% (0)	40% (2)0% (0)	0% (0)0% (0)	0% (0)0% (0)	5	0	0
Availability of faculty outside of the classroom	20% (1)0% (0)	40% (2)0% (0)	20% (1)0% (0)	20% (1)0% (0)	0% (0)0% (0)	0% (0)0% (0)	5	0	0
Timeliness and relevance of course content	0% (0)0% (0)	40% (2)0% (0)	40% (2)0% (0)	20% (1)0% (0)	0% (0)0% (0)	0% (0)0% (0)	5	0	0
Quality of high impact (outside the classroom) experiences (e.g. internships, practicum, etc.)	0% (0)0% (0)	40% (2)0% (0)	20% (1)0% (0)	20% (1)0% (0)	0% (0)0% (0)	20% (1)0% (0)	5	0	0
Overall level of challenge in the coursework	0% (0)0% (0)	20% (1)0% (0)	60% (3)0% (0)	20% (1)0% (0)	0% (0)0% (0)	0% (0)0% (0)	5	0	0
Match between career goals and course-of-study requirements	0% (0)0% (0)	20% (1)0% (0)	20% (1)0% (0)	60% (3)0% (0)	0% (0)0% (0)	0% (0)0% (0)	5	0	0
Overall level of faculty advisement	0% (0)0% (0)	20% (1)0% (0)	60% (3)0% (0)	20% (1)0% (0)	0% (0)0% (0)	0% (0)0% (0)	5	0	0
Total Respondents							5		
(skipped this question)							2		

7. Please rate the quality of the facilities and activities offered at Fitchburg State University:

	Excellent	Very Good	Good	Fair	Poor	No Interaction	Response Total	Points	Avg
Classrooms	20% (1)0% (0)	0% (0)0% (0)	60% (3)0% (0)	20% (1)0% (0)	0% (0)0% (0)	0% (0)0% (0)	5	0	0
Labs	20% (1)0% (0)	40% (2)0% (0)	40% (2)0% (0)	0% (0)0% (0)	0% (0)0% (0)	0% (0)0% (0)	5	0	0
Other General facilities (e.g. studios, gym)	20% (1)0% (0)	0% (0)0% (0)	60% (3)0% (0)	0% (0)0% (0)	0% (0)0% (0)	20% (1)0% (0)	5	0	0
Computer Labs	20% (1)0% (0)	0% (0)0% (0)	80% (4)0% (0)	0% (0)0% (0)	0% (0)0% (0)	0% (0)0% (0)	5	0	0
Library	40% (2)0% (0)	20% (1)0% (0)	20% (1)0% (0)	0% (0)0% (0)	0% (0)0% (0)	20% (1)0% (0)	5	0	0
Technology in the classroom	20% (1)0% (0)	20% (1)0% (0)	60% (3)0% (0)	0% (0)0% (0)	0% (0)0% (0)	0% (0)0% (0)	5	0	0
Online technologies utilized in your classes	20% (1)0% (0)	20% (1)0% (0)	40% (2)0% (0)	20% (1)0% (0)	0% (0)0% (0)	0% (0)0% (0)	5	0	0

Musical or theatrical performances on-campus	0% (0)0%	16.67% (1)0%	16.67% (1)0%	0% (0)0%	0% (0)0%	66.67% (4)0%	6	0	0
Intramural athletic offerings	0% (0)0%	20% (1)0%	20% (1)0%	0% (0)0%	0% (0)0%	60% (3)0%	5	0	0
Intercollegiate athletic events	0% (0)0%	0% (0)0%	40% (2)0%	0% (0)0%	0% (0)0%	60% (3)0%	5	0	0
Greek Life	20% (1)0%	0% (0)0%	0% (0)0%	0% (0)0%	20% (1)0%	60% (3)0%	5	0	0
Student Organizations	20% (1)0%	0% (0)0%	40% (2)0%	0% (0)0%	0% (0)0%	40% (2)0%	5	0	0
Total Respondents							5		
(skipped this question)							2		

8. How well did Fitchburg State University prepare you in terms of the following skill sets:

	Very Well	Well	Neutral	Poorly	Very Poorly	Response Total	Points Avg
Ability to think analytically and logically	20% (1)0%	40% (2)0%	20% (1)0%	20% (1)0%	0% (0)0%	5	0
Ability to acquire new skills and knowledge on your own	20% (1)0%	40% (2)0%	20% (1)0%	20% (1)0%	0% (0)0%	5	0
Ability to use the knowledge, ideas, or perspectives gained from your major field	20% (1)0%	40% (2)0%	20% (1)0%	20% (1)0%	0% (0)0%	5	0
Ability to orally communicate well	20% (1)0%	40% (2)0%	20% (1)0%	20% (1)0%	0% (0)0%	5	0
Ability to judge information/ideas/actions/conclusions based on sources/methods/reasoning	20% (1)0%	40% (2)0%	20% (1)0%	20% (1)0%	0% (0)0%	5	0
Ability to write effectively	20% (1)0%	40% (2)0%	40% (2)0%	0% (0)0%	0% (0)0%	5	0
Ability to use information technology in intellectual and/or professional pursuits	20% (1)0%	40% (2)0%	20% (1)0%	20% (1)0%	0% (0)0%	5	0
Ability to understand and appreciate cultural and ethnic differences between people	20% (1)0%	40% (2)0%	20% (1)0%	20% (1)0%	0% (0)0%	5	0
Ability to understand international perspectives on economic, political, social, and cultural issues	20% (1)0%	40% (2)0%	20% (1)0%	20% (1)0%	0% (0)0%	5	0
Ability to gain an understanding of or appreciation for the arts	20% (1)0%	40% (2)0%	20% (1)0%	20% (1)0%	0% (0)0%	5	0
Ability to understand and apply quantitative principles and methods	20% (1)0%	40% (2)0%	20% (1)0%	20% (1)0%	0% (0)0%	5	0
Ability to understand scientific method	20% (1)0%	40% (2)0%	20% (1)0%	20% (1)0%	0% (0)0%	5	0
Total Respondents						5	
(skipped this question)						2	

9. How well did Fitchburg State University prepare you for the following personal and professional situational skill sets:

	Very Well	Well	Neutral	Poorly	Very Poorly	Response Total	Points	Avg
Your ability to work as a member of a team or group	20% (1)0%	40% (2)0%	40% (2)0%	0% (0)0%	0% (0)0%	5	0	0
Your ability to get along with people of diverse backgrounds and perspectives	40% (2)0%	20% (1)0%	40% (2)0%	0% (0)0%	0% (0)0%	5	0	0
Your ability to lead others effectively	40% (2)0%	40% (2)0%	0% (0)0%	20% (1)0%	0% (0)0%	5	0	0
Your ability to evaluate and choose between alternative courses of action	40% (2)0%	40% (2)0%	0% (0)0%	20% (1)0%	0% (0)0%	5	0	0
Your awareness of contemporary issues and their causes and consequences	40% (2)0%	20% (1)0%	20% (1)0%	20% (1)0%	0% (0)0%	5	0	0
Total Respondents						5		
(skipped this question)						2		

10. We are always looking for feedback to help us with quality and improvements. Is there something you would like to share with us regarding facilities or your program that wasn't captured above?

1.

Total Respondents 2

(skipped this question) 5

11. What is your level of agreement with the following statements:

	Strongly Agree	Agree	Neutral	Disagree	Strongly Disagree	No Basis for Judgement	Response Total	Points	Avg
Faculty demonstrated commitment to my learning, personal well being and success	0% (0)	0% (0)	40% (2)	0% (0)	0% (0)	0% (0)	5	0	0
Administrators (e.g. vice presidents, deans and directors) demonstrated commitment to my learning, personal well being and success	0% (0)	80% (4)	20% (1)	0% (0)	0% (0)	0% (0)	5	0	0
Other University staff demonstrated commitment to my learning, personal well being and success	0% (0)	75% (3)	25% (1)	0% (0)	0% (0)	0% (0)	4	0	0
Library resources (e.g. books, database subscriptions, inter-library loan) were adequate for my research and learning needs	0% (0)	60% (3)	20% (1)	0% (0)	0% (0)	20% (1)	5	0	0
Library hours and web resource availability were adequate for my research and learning needs	0% (0)	60% (3)	20% (1)	0% (0)	0% (0)	20% (1)	5	0	0
Library staff were knowledgeable and demonstrated commitment to my learning and academic success.	0% (0)	60% (3)	0% (0)	0% (0)	0% (0)	40% (2)	5	0	0
I learned about research strategies and sources of information from the library staff.	0% (0)	60% (3)	20% (1)	0% (0)	0% (0)	20% (1)	5	0	0
Total Respondents							5		
(skipped this question)							2		

12. Please rate your overall experience with the following offices, programs and services at Fitchburg State University:

	Very Positive	Mostly Positive	Neutral	Mostly Negative	Very Negative	No Interaction	Was Unaware	Response Total	Points	Avg
Academic Department Office/Staff	0% (0)	50% (2)	25% (1)	25% (1)	0% (0)	0% (0)	0% (0)	4	0	0
Admissions Office	0% (0)	60% (3)	40% (2)	0% (0)	0% (0)	0% (0)	0% (0)	5	0	0
Advising Center	0% (0)	60% (3)	0% (0)	0% (0)	0% (0)	40% (2)	0% (0)	5	0	0
Bookstore	0% (0)	80% (4)	20% (1)	0% (0)	0% (0)	0% (0)	0% (0)	5	0	0
Capital Planning and Maintenance (e.g. buildings & grounds)	20% (1)	60% (3)	20% (1)	0% (0)	0% (0)	0% (0)	0% (0)	5	0	0
Career Counseling Office	0% (0)	40% (2)	0% (0)	0% (0)	0% (0)	60% (3)	0% (0)	5	0	0
Center for Diversity and Inclusiveness	0% (0)	40% (2)	0% (0)	0% (0)	0% (0)	60% (3)	0% (0)	5	0	0
Chartwell's Dining Services	20% (1)	20% (1)	0% (0)	40% (2)	0% (0)	20% (1)	0% (0)	5	0	0
Commuter Affairs	0% (0)	0% (0)	0% (0)	0% (0)	0% (0)	0% (0)	0% (0)	5	0	0

	0% (0)0% 40% (2)0%	0% (0) 0% (0)0%	0% (0)0% 60% (3)0% 0% (0)0%			
	(0) (0)	(0) (0)	(0) (0)			
Counseling Services	0% (0)0% 40% (2)0%	0% (0) 0% (0)0%	0% (0)0% 60% (3)0% 0% (0)0%	5	0	0
	(0) (0)	(0) (0)	(0) (0)			
Disability Services	0% (0)0% 25% (1)0%	0% (0) 0% (0)0%	0% (0)0% 75% (3)0% 0% (0)0%	4	0	0
	(0) (0)	(0) (0)	(0) (0)			
Financial Aid	0% (0)0% 80% (4)0%	20% (1) 0% (0)0%	0% (0)0% 0% (0)0% 0% (0)0%	5	0	0
	(0) (0)	(0) (0)	(0) (0)			
Graduate and Continuing Education (GCE)	0% (0)0% 40% (2)0%	0% (0) 0% (0)0%	0% (0)0% 60% (3)0% 0% (0)0%	5	0	0
	(0) (0)	(0) (0)	(0) (0)			
Health Services	0% (0)0% 20% (1)0%	20% (1) 0% (0)0%	0% (0)0% 60% (3)0% 0% (0)0%	5	0	0
	(0) (0)	(0) (0)	(0) (0)			
Housing and Residential Services	0% (0)0% 40% (2)0%	40% (2) 0% (0)0%	0% (0)0% 20% (1)0% 0% (0)0%	5	0	0
	(0) (0)	(0) (0)	(0) (0)			
Information Desk (Hammond Hall)	0% (0)0% 40% (2)0%	0% (0) 0% (0)0%	0% (0)0% 60% (3)0% 0% (0)0%	5	0	0
	(0) (0)	(0) (0)	(0) (0)			
International Education (e.g. study abroad)	0% (0)0% 40% (2)0%	0% (0) 0% (0)0%	0% (0)0% 60% (3)0% 0% (0)0%	5	0	0
	(0) (0)	(0) (0)	(0) (0)			
On-campus Job Recruitment	0% (0)0% 40% (2)0%	0% (0) 0% (0)0%	0% (0)0% 60% (3)0% 0% (0)0%	5	0	0
	(0) (0)	(0) (0)	(0) (0)			
One Card	20% (1) 80% (4)0%	0% (0) 0% (0)0%	0% (0)0% 0% (0)0% 0% (0)0%	5	0	0
	0% (0) (0)	0% (0) (0)	0% (0) (0)			
Online Services (e.g. financial aid, registration, add/drop)	0% (0)0% 100% (5)	0% (0) 0% (0)0%	0% (0)0% 0% (0)0%	5	0	0
	(0) (0)	(0) (0)	(0) (0)			
Parking	0% (0)0% 33.33% (2)	0% (0) 33.33% (2)	33.33% (2) 0% (0)0% 0% (0)0%	6	0	0
	(0) (0)	(0) (0)	(0) (0)			
Recreation Services	0% (0)0% 60% (3)0%	0% (0) 0% (0)0%	0% (0)0% 40% (2)0% 0% (0)0%	5	0	0
	(0) (0)	(0) (0)	(0) (0)			
Registrar's Office	0% (0)0% 80% (4)0%	20% (1) 0% (0)0%	0% (0)0% 0% (0)0% 0% (0)0%	5	0	0
	(0) (0)	(0) (0)	(0) (0)			
Shuttle Service	0% (0)0% 80% (4)0%	20% (1) 0% (0)0%	0% (0)0% 0% (0)0% 0% (0)0%	5	0	0
	(0) (0)	(0) (0)	(0) (0)			
Student Accounts	0% (0)0% 80% (4)0%	20% (1) 0% (0)0%	0% (0)0% 0% (0)0% 0% (0)0%	5	0	0
	(0) (0)	(0) (0)	(0) (0)			
Student Development Office	0% (0)0% 60% (3)0%	0% (0) 0% (0)0%	0% (0)0% 40% (2)0% 0% (0)0%	5	0	0
	(0) (0)	(0) (0)	(0) (0)			
Technology Help Desk	20% (1) 40% (2)0%	20% (1) 0% (0)0%	0% (0)0% 20% (1)0% 0% (0)0%	5	0	0
	0% (0) (0)	0% (0) (0)	0% (0) (0)			
Tutor Center	0% (0)0% 40% (2)0%	0% (0) 0% (0)0%	0% (0)0% 60% (3)0% 0% (0)0%	5	0	0
	(0) (0)	(0) (0)	(0) (0)			
University Catalog	0% (0)0% 80% (4)0%	0% (0) 0% (0)0%	0% (0)0% 20% (1)0% 0% (0)0%	5	0	0
	(0) (0)	(0) (0)	(0) (0)			
University Email	0% (0)0% 80% (4)0%	20% (1) 0% (0)0%	0% (0)0% 0% (0)0% 0% (0)0%	5	0	0
	(0) (0)	(0) (0)	(0) (0)			
University Police	0% (0)0% 60% (3)0%	20% (1) 0% (0)0%	0% (0)0% 20% (1)0% 0% (0)0%	5	0	0
	(0) (0)	(0) (0)	(0) (0)			
University Website	0% (0)0% 60% (3)0%	40% (2) 0% (0)0%	0% (0)0% 0% (0)0% 0% (0)0%	5	0	0
	(0) (0)	(0) (0)	(0) (0)			
Veteran Services	0% (0)0% 40% (2)0%	0% (0) 0% (0)0%	0% (0)0% 60% (3)0% 0% (0)0%	5	0	0
	(0) (0)	(0) (0)	(0) (0)			
Volunteer Center	0% (0)0% 40% (2)0%	0% (0) 0% (0)0%	0% (0)0% 60% (3)0% 0% (0)0%	5	0	0
	(0) (0)	(0) (0)	(0) (0)			

Total Respondents
5
(skipped this question)
2

13. Is there something that you would like to share with us regarding our faculty, staff, or administrators that wasn't captured in the questions above?

1. None

Total Respondents 2

(skipped this question)
5

14. Is there something you would like to share with us regarding our offices, programs and services at Fitchburg State University that wasn't captured in the questions above?

1. None

2. Nothing negative comes to mind.

Total Respondents 2

5

(skipped this question)

15. Please select your level of agreement with the following statements:

	Very High	High	Average	Low	Very Low	Response Total	Points	Avg
Overall satisfaction with my experience with Fitchburg State University	16.67% (1)0%	33.33% (2)0%	50% (3)0%	0% (0)0%	0% (0)0%	6	0	0
Likelihood that I will recommend the University to others	16.67% (1)0%	33.33% (2)0%	50% (3)0%	0% (0)0%	0% (0)0%	6	0	0
Likelihood that I will stay connected to the campus after completion of my degree	20% (1)0%	0% (0)0%	20% (1)0%	40% (2)0%	20% (1)0%	5	0	0
Total Respondents						5		
(skipped this question)						2		

16. As we have stated previously, we are always looking for feedback that will help us improve. Is there something more you would like to share with us about your overall experience at Fitchburg State University?

- None.
- Continue making the campus and surrounding area visually appealing. Fitchburg State cannot change the way Fitchburg looks, but they can improve the campus and surrounding area to make students feel safer.

Total Respondents 2

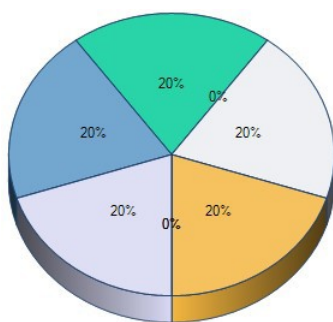
(skipped this question)

5

17. As you prepare to leave Fitchburg State University, we would like to know about your short-term plans. Please mark each of the following as they relate to you currently.

	Yes	No	Not Applicable	Response Total	Points	Avg
I am currently employed or have a job offer in a field closely related to my current program of study	40% (2)0%	40% (2)0%	20% (1)0%	5	0	0
I am currently employed or have a job offer in a field that is not related to my current program of study	40% (2)0%	60% (3)0%	0% (0)0%	5	0	0
I am searching for employment in a field closely related to my current program of study	80% (4)0%	0% (0)0%	20% (1)0%	5	0	0
I am searching for employment in a field not closely related to my current program of study	0% (0)0%	80% (4)0%	20% (1)0%	5	0	0
I have been accepted into a graduate program to continue my education at Fitchburg State University	0% (0)0%	80% (4)0%	20% (1)0%	5	0	0
I have been accepted into a graduate or doctoral program to continue my education at another institution	0% (0)0%	80% (4)0%	20% (1)0%	5	0	0
I am not planning to continue my education at this time	60% (3)0%	20% (1)0%	20% (1)0%	5	0	0
I am pursuing the military	0% (0)0%	80% (4)0%	20% (1)0%	5	0	0
Total Respondents				5		
(skipped this question)				2		

18. What is your current or expected (if you are just starting a new position) annual salary?

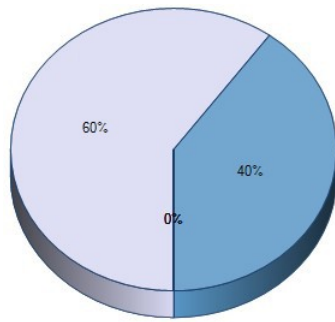


	Response Total	Response Percent
None - not working	1	20%
Less than \$20,000	1	20%
\$20,001 - \$30,000	1	20%
\$30,001 - \$40,000	0	0%
\$40,001 - \$50,000	1	20%
\$50,001 - \$60,000	1	20%
\$60,001 +	0	0%
Prefer not to disclose	0	0%
Total Respondents	5	
(skipped this question)	2	

19. How would you rate the importance of the following while attending Fitchburg State University:

	Very Important	Important	Neutral	Unimportant	Very Unimportant	Response Total	Points Avg
Small, New England campus	40% (2)0% (0)	40% (2)0% (0)	20% (1)0% (0)	0% (0)0% (0)	0% (0)0% (0)	5	0 0
Low student-to-faculty ratio	60% (3)0% (0)	0% (0)0% (0)	40% (2)0% (0)	0% (0)0% (0)	0% (0)0% (0)	5	0 0
Accessible to my work/home/family	60% (3)0% (0)	0% (0)0% (0)	40% (2)0% (0)	0% (0)0% (0)	0% (0)0% (0)	5	0 0
Close-knit, friendly culture	40% (2)0% (0)	20% (1)0% (0)	40% (2)0% (0)	0% (0)0% (0)	0% (0)0% (0)	5	0 0
Diversity of student body	20% (1)0% (0)	0% (0)0% (0)	60% (3)0% (0)	20% (1)0% (0)	0% (0)0% (0)	5	0 0
Academic program(s)	40% (2)0% (0)	20% (1)0% (0)	40% (2)0% (0)	0% (0)0% (0)	0% (0)0% (0)	5	0 0
Affordability	80% (4)0% (0)	0% (0)0% (0)	20% (1)0% (0)	0% (0)0% (0)	0% (0)0% (0)	5	0 0
Faculty	60% (3)0% (0)	0% (0)0% (0)	40% (2)0% (0)	0% (0)0% (0)	0% (0)0% (0)	5	0 0
Residential life	20% (1)0% (0)	20% (1)0% (0)	60% (3)0% (0)	0% (0)0% (0)	0% (0)0% (0)	5	0 0
Facilities	40% (2)0% (0)	0% (0)0% (0)	60% (3)0% (0)	0% (0)0% (0)	0% (0)0% (0)	5	0 0
Financial Aid	60% (3)0% (0)	20% (1)0% (0)	20% (1)0% (0)	0% (0)0% (0)	0% (0)0% (0)	5	0 0
Many activities in the region	20% (1)0% (0)	20% (1)0% (0)	60% (3)0% (0)	0% (0)0% (0)	0% (0)0% (0)	5	0 0
Services/support to first generation students	40% (2)0% (0)	0% (0)0% (0)	40% (2)0% (0)	20% (1)0% (0)	0% (0)0% (0)	5	0 0
Volunteer opportunities	20% (1)0% (0)	0% (0)0% (0)	40% (2)0% (0)	20% (1)0% (0)	20% (1)0% (0)	5	0 0
Athletics	20% (1)0% (0)	0% (0)0% (0)	40% (2)0% (0)	0% (0)0% (0)	40% (2)0% (0)	5	0 0
Military-friendly	20% (1)0% (0)	0% (0)0% (0)	40% (2)0% (0)	0% (0)0% (0)	40% (2)0% (0)	5	0 0
LGBTQ-friendly	20% (1)0% (0)	0% (0)0% (0)	40% (2)0% (0)	0% (0)0% (0)	40% (2)0% (0)	5	0 0
Honors Program	20% (1)0% (0)	0% (0)0% (0)	40% (2)0% (0)	20% (1)0% (0)	20% (1)0% (0)	5	0 0
Employment prospects	60% (3)0% (0)	0% (0)0% (0)	40% (2)0% (0)	0% (0)0% (0)	0% (0)0% (0)	5	0 0
Internships	40% (2)0% (0)	20% (1)0% (0)	40% (2)0% (0)	0% (0)0% (0)	0% (0)0% (0)	5	0 0
Study Abroad opportunities	20% (1)0% (0)	0% (0)0% (0)	40% (2)0% (0)	20% (1)0% (0)	20% (1)0% (0)	5	0 0
ROTC/National Guard	20% (1)0% (0)	0% (0)0% (0)	40% (2)0% (0)	0% (0)0% (0)	40% (2)0% (0)	5	0 0
Total Respondents	5						
(skipped this question)	2						

20. How many times did you change your major at Fitchburg State University?



- None
- Once
- 2 Times
- 3 times
- More than 3 times

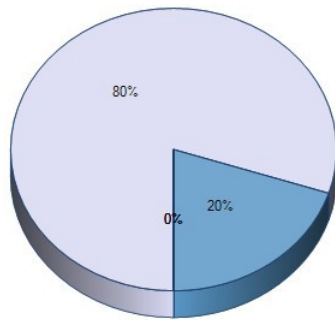
	Response Total	Response Percent
None	3	60%
Once	2	40%
2 Times	0	0%
3 times	0	0%
More than 3 times	0	0%
Total Respondents	5	
(skipped this question)	2	

21. As you finish your degree journey at Fitchburg State University, we would like to know how much your time here has impacted your growth. Please select the answer that best fits our impact on your growth below.

	Very Significant	Significant	No Change	Insignificant	Very Insignificant	Response Total	Points	Avg
Academic Growth (broadened your perception of the need to learn)	20% (1) 0%	40% (2) 0%	40% (2) 0%	0% (0) 0%	0% (0) 0%	5	0	0
Personal Growth	20% (1) 0%	40% (2) 0%	40% (2) 0%	0% (0) 0%	0% (0) 0%	5	0	0
Professional Growth (broaden your understanding of the need to continue to learn to achieve your career goals)	20% (1) 0%	40% (2) 0%	40% (2) 0%	0% (0) 0%	0% (0) 0%	5	0	0

Total Respondents	5
(skipped this question)	2

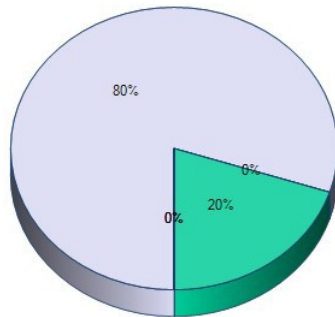
22. To which gender identity do you most identify?



- Male
- Female
- Transgender Male
- Transgender Female
-

	Response Total	Response Percent
Male	4	80%
Female	1	20%
Transgender Male	0	0%
Transgender Female	0	0%
Total Respondents	5	
(skipped this question)	2	

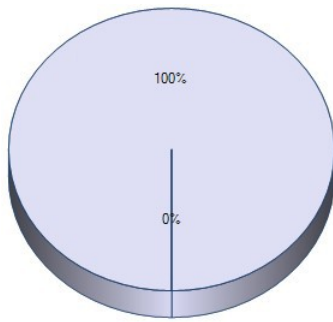
23. To which racial heritage do you predominantly identify?



- White/Caucasian
- Asian
- Hispanic/Latino
- Black/African American
- American Indian
- Other

	Response Total	Response Percent
White/Caucasian	4	80%
Asian	0	0%
Hispanic/Latino	1	20%
Black/African American	0	0%
American Indian	0	0%
Other	0	0%
Total Respondents	5	
(skipped this question)	2	

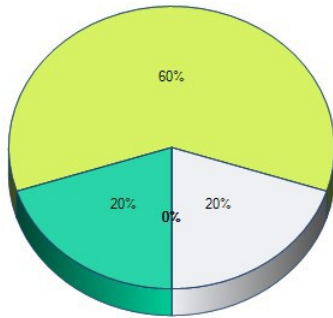
24. During your time at the University, did you attend full-time or part-time?



- Full-time
- Part-time

	Response Total	Response Percent
Full-time	5	100%
Part-time	0	0%
Total Respondents (skipped this question)	5	2

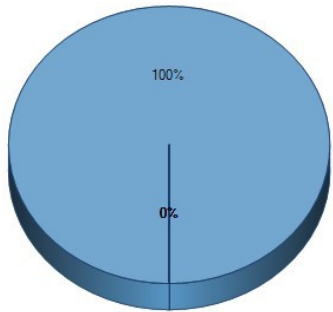
25. During your time at the University, approximately how many hours did you work per week?



- 0
- 1 - 10
- 11 - 20
- 21 - 30
- 31 - 40
- 40+

	Response Total	Response Percent
0	0	0%
1 - 10	0	0%
11 - 20	1	20%
21 - 30	3	60%
31 - 40	1	20%
40+	0	0%
Total Respondents (skipped this question)	5	2

26. How many dependents do you have (not including yourself)?



- 1
- 2
- 3
- 4
- 5
- 5+

	Response Total	Response Percent
1	0	0%
2	1	100%
3	0	0%
4	0	0%
5	0	0%
5+	0	0%
Total Respondents (skipped this question)	1	6