

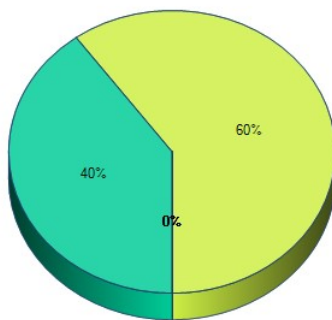


Graduating Student Feedback

Survey Title: Graduating Student Feedback

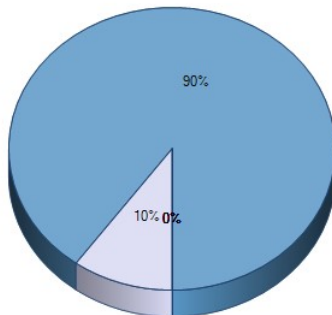
Responses By Question Analysis:

1. Please select the semester will you complete your program requirements from the list below:



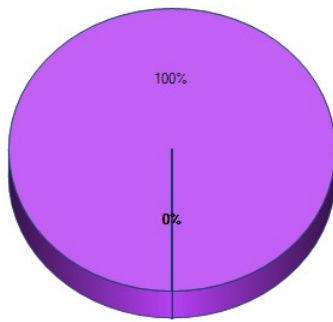
	Response Total	Response Percent
Spring 2018	0	0%
Summer 2018	0	0%
Fall 2018	4	40%
Spring 2019	6	60%
Summer 2019	0	0%
Fall 2019	0	0%
Spring 2020	0	0%
Summer 2020	0	0%
Fall 2020	0	0%
Spring 2021	0	0%
Summer 2021	0	0%
Total Respondents	10	

2. Please select the Degree you are currently completing at Fitchburg State University from the list below:



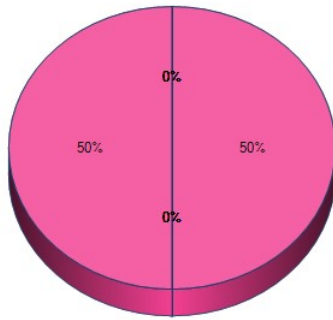
	Response Total	Response Percent
Bachelor of Arts (BA)	1	10%
Bachelor of Science (BS)	9	90%
Certificate of Advanced Graduate Study (CAGS)	0	0%
Master of Arts (MA)	0	0%
Master of Arts in Teaching (MAT)	0	0%
Master of Business Administration (MBA)	0	0%
Master of Education (MEd)	0	0%
Master of Science (MS)	0	0%
Total Respondents	10	

3. Please select the major field your studied for your degree:



	Response Total	Response Percent
Arts Education (MEd only)	0	0%
Biology	0	0%
Business Administration	0	0%
Chemistry	0	0%
Clinical Mental Health Counseling	0	0%
Communication (MS only)	0	0%
Communications Media	0	0%
Computer Information Systems	0	0%
Computer Science	0	0%
Criminal Justice	10	100%
Curriculum and Teaching	0	0%
Early Childhood Education	0	0%
Educational Leadership	0	0%
Economics	0	0%
Elementary Education	0	0%
English Studies	0	0%
Environmental and Earth Science	0	0%
Exercise and Sports Science	0	0%
Game Design	0	0%
Geographic Science and Technology	0	0%
History	0	0%
Human Services	0	0%
Industrial Technology	0	0%
Interdisciplinary Studies	0	0%
LECOM Early Acceptance	0	0%
Mathematics	0	0%
Middle School Education	0	0%
Nursing - General	0	0%
Nursing - LPN to Baccalaureate	0	0%
Nursing - RN to Baccalaureate	0	0%
Occupational/Vocational Education	0	0%
Political Science	0	0%
Psychological Science	0	0%
Sociology	0	0%
Special Education	0	0%
Technology Education (Grades 5-12)	0	0%
Total Respondents	10	

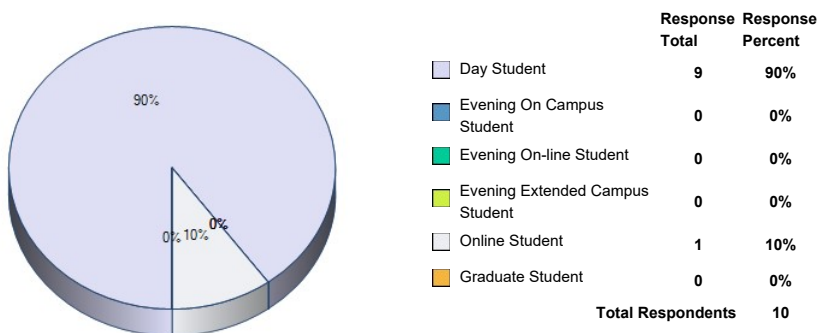
4. Please select your minor from the list below:



	Response Total	Response Percent
African-American Studies	0	0%
American Studies	0	0%
Art	0	0%
Art History	0	0%
Asian Studies	0	0%
Biology	0	0%
Business Administration	0	0%
Chemistry	0	0%
Communication Studies	0	0%
Computer Science	0	0%
Construction Technology	0	0%
Criminal Justice	1	50%
Deaf Studies	0	0%
Disability Studies	0	0%
Early Childhood Education	0	0%
Economics	0	0%
English Studies - Literature	0	0%
English Studies -- Professional Writing	0	0%
Environmental and Earth Science	0	0%
Film Studies	0	0%
French	0	0%
Game Design	0	0%
Geographic Design	0	0%
History	0	0%
History Secondary Education	0	0%
Industrial Training	0	0%
International Studies	0	0%
Latin	0	0%
Manufacturing Technology	0	0%
Mathematics	0	0%
Mathematics for Education	0	0%
Middle School Education	0	0%
Music	0	0%
Neuroscience, Behavior, and Cognition	0	0%
Peace Studies	0	0%
Philosophy	0	0%
Political Science	0	0%
Psychological Science	1	50%
Romance Languages	0	0%
Social Science	0	0%
Sociology	0	0%
Spanish	0	0%
Special Education	0	0%
Studio Art	0	0%
Theater	0	0%
Women, Gender and Sexuality Studies	0	0%
None	0	0%

Total Respondents 2
(skipped this question) 8

5. Please select the student group you most identify with from the list below:



6. Please rate the following academic experiences at Fitchburg State University:

	Excellent	Very Good	Good	Fair	Poor	Not Applicable	Response Total	Points	Avg
Availability of classes (e.g. time offered, seats open)	25% (2)0% (0)	12.5% (1)0% (0)	50% (4)0% (0)	12.5% (1)0% (0)	0% (0)0% (0)	0% (0)0% (0)	8	0	0
Frequency of course offerings	12.5% (1)0% (0)	37.5% (3)0% (0)	50% (4)0% (0)	0% (0)0% (0)	0% (0)0% (0)	0% (0)0% (0)	8	0	0
Size of classes	37.5% (3)0% (0)	37.5% (3)0% (0)	12.5% (1)0% (0)	12.5% (1)0% (0)	0% (0)0% (0)	0% (0)0% (0)	8	0	0
Quality of instruction	28.57% (2)0% (0)	28.57% (2)0% (0)	42.86% (3)0% (0)	0% (0)0% (0)	0% (0)0% (0)	0% (0)0% (0)	7	0	0
Quality of texts and other instructional materials	25% (2)0% (0)	37.5% (3)0% (0)	25% (2)0% (0)	12.5% (1)0% (0)	0% (0)0% (0)	0% (0)0% (0)	8	0	0
Availability of faculty outside of the classroom	25% (2)0% (0)	25% (2)0% (0)	37.5% (3)0% (0)	12.5% (1)0% (0)	0% (0)0% (0)	0% (0)0% (0)	8	0	0
Timeliness and relevance of course content	25% (2)0% (0)	25% (2)0% (0)	37.5% (3)0% (0)	12.5% (1)0% (0)	0% (0)0% (0)	0% (0)0% (0)	8	0	0
Quality of high impact (outside the classroom) experiences (e.g. internships, practicum, etc.)	25% (2)0% (0)	25% (2)0% (0)	25% (2)0% (0)	12.5% (1)0% (0)	12.5% (1)0% (0)	0% (0)0% (0)	8	0	0
Overall level of challenge in the coursework	25% (2)0% (0)	25% (2)0% (0)	37.5% (3)0% (0)	12.5% (1)0% (0)	0% (0)0% (0)	0% (0)0% (0)	8	0	0
Match between career goals and course-of-study requirements	12.5% (1)0% (0)	37.5% (3)0% (0)	37.5% (3)0% (0)	0% (0)0% (0)	12.5% (1)0% (0)	0% (0)0% (0)	8	0	0
Overall level of faculty advisement	14.29% (1)0% (0)	14.29% (1)0% (0)	71.43% (5)0% (0)	0% (0)0% (0)	0% (0)0% (0)	0% (0)0% (0)	7	0	0
Total Respondents							8		
(skipped this question)							2		

7. Please rate the quality of the facilities and activities offered at Fitchburg State University:

	Excellent	Very Good	Good	Fair	Poor	No Interaction	Response Total	Points	Avg
Classrooms	37.5% (3)0% (0)	12.5% (1)0% (0)	37.5% (3)0% (0)	12.5% (1)0% (0)	0% (0)0% (0)	0% (0)0% (0)	8	0	0
Labs	37.5% (3)0% (0)	25% (2)0% (0)	25% (2)0% (0)	0% (0)0% (0)	0% (0)0% (0)	12.5% (1)0% (0)	8	0	0
Other General facilities (e.g. studios, gym)	37.5% (3)0% (0)	25% (2)0% (0)	37.5% (3)0% (0)	0% (0)0% (0)	0% (0)0% (0)	0% (0)0% (0)	8	0	0
Computer Labs	50% (4)0% (0)	12.5% (1)0% (0)	25% (2)0% (0)	12.5% (1)0% (0)	0% (0)0% (0)	0% (0)0% (0)	8	0	0
Library	62.5% (5)0% (0)	0% (0)0% (0)	37.5% (3)0% (0)	0% (0)0% (0)	0% (0)0% (0)	0% (0)0% (0)	8	0	0
Technology in the classroom	25% (2)0% (0)	25% (2)0% (0)	50% (4)0% (0)	0% (0)0% (0)	0% (0)0% (0)	0% (0)0% (0)	8	0	0
Online technologies utilized in your classes	37.5% (3)0% (0)	12.5% (1)0% (0)	37.5% (3)0% (0)	12.5% (1)0% (0)	0% (0)0% (0)	0% (0)0% (0)	8	0	0

Musical or theatrical performances on-campus	25% (2)0% (0)	12.5% (1) 0% (0)	50% (4)0% (0)	0% (0)0% (0)	0% (0)0% (0)	12.5% (1) 0% (0)	8	0	0
Intramural athletic offerings	25% (2)0% (0)	12.5% (1) 0% (0)	50% (4)0% (0)	0% (0)0% (0)	0% (0)0% (0)	12.5% (1) 0% (0)	8	0	0
Intercollegiate athletic events	25% (2)0% (0)	12.5% (1) 0% (0)	50% (4)0% (0)	0% (0)0% (0)	0% (0)0% (0)	12.5% (1) 0% (0)	8	0	0
Greek Life	25% (2)0% (0)	0% (0)0% (0)	37.5% (3) 0% (0)	0% (0)0% (0)	0% (0)0% (0)	37.5% (3) 0% (0)	8	0	0
Student Organizations	25% (2)0% (0)	25% (2)0% (0)	37.5% (3) 0% (0)	0% (0)0% (0)	0% (0)0% (0)	12.5% (1) 0% (0)	8	0	0
Total Respondents							8		
(skipped this question)							2		

8. How well did Fitchburg State University prepare you in terms of the following skill sets:

	Very Well	Well	Neutral	Poorly	Very Poorly	Response Total	Points	Avg
Ability to think analytically and logically	37.5% (3) 0% (0)	50% (4)0% (0)	12.5% (1) 0% (0)	0% (0)0% (0)	0% (0)0% (0)	8	0	0
Ability to acquire new skills and knowledge on your own	37.5% (3) 0% (0)	37.5% (3) 0% (0)	25% (2)0% (0)	0% (0)0% (0)	0% (0)0% (0)	8	0	0
Ability to use the knowledge, ideas, or perspectives gained from your major field	37.5% (3) 0% (0)	37.5% (3) 0% (0)	25% (2)0% (0)	0% (0)0% (0)	0% (0)0% (0)	8	0	0
Ability to orally communicate well	37.5% (3) 0% (0)	50% (4)0% (0)	12.5% (1) 0% (0)	0% (0)0% (0)	0% (0)0% (0)	8	0	0
Ability to judge information/ideas/actions/conclusions based on sources/methods/reasoning	37.5% (3) 0% (0)	50% (4)0% (0)	12.5% (1) 0% (0)	0% (0)0% (0)	0% (0)0% (0)	8	0	0
Ability to write effectively	37.5% (3) 0% (0)	50% (4)0% (0)	12.5% (1) 0% (0)	0% (0)0% (0)	0% (0)0% (0)	8	0	0
Ability to use information technology in intellectual and/or professional pursuits	37.5% (3) 0% (0)	50% (4)0% (0)	12.5% (1) 0% (0)	0% (0)0% (0)	0% (0)0% (0)	8	0	0
Ability to understand and appreciate cultural and ethnic differences between people	37.5% (3) 0% (0)	37.5% (3) 0% (0)	25% (2)0% (0)	0% (0)0% (0)	0% (0)0% (0)	8	0	0
Ability to understand international perspectives on economic, political, social, and cultural issues	37.5% (3) 0% (0)	37.5% (3) 0% (0)	25% (2)0% (0)	0% (0)0% (0)	0% (0)0% (0)	8	0	0
Ability to gain an understanding of or appreciation for the arts	37.5% (3) 0% (0)	50% (4)0% (0)	12.5% (1) 0% (0)	0% (0)0% (0)	0% (0)0% (0)	8	0	0
Ability to understand and apply quantitative principles and methods	37.5% (3) 0% (0)	50% (4)0% (0)	12.5% (1) 0% (0)	0% (0)0% (0)	0% (0)0% (0)	8	0	0
Ability to understand scientific method	50% (4)0% (0)	37.5% (3) 0% (0)	12.5% (1) 0% (0)	0% (0)0% (0)	0% (0)0% (0)	8	0	0
Total Respondents						8		
(skipped this question)						2		

9. How well did Fitchburg State University prepare you for the following personal and professional situational skill sets:

	Very Well	Well	Neutral	Poorly	Very Poorly	Response Total	Points	Avg
Your ability to work as a member of a team or group	37.5% (3)0% (0)	50% (4)0% (0)	12.5% (1)0% (0)	0% (0)0% (0)	0% (0)0% (0)	8	0	0
Your ability to get along with people of diverse backgrounds and perspectives	50% (4)0% (0)	25% (2)0% (0)	25% (2)0% (0)	0% (0)0% (0)	0% (0)0% (0)	8	0	0
Your ability to lead others effectively	37.5% (3)0% (0)	37.5% (3)0% (0)	25% (2)0% (0)	0% (0)0% (0)	0% (0)0% (0)	8	0	0
Your ability to evaluate and choose between alternative courses of action	37.5% (3)0% (0)	37.5% (3)0% (0)	25% (2)0% (0)	0% (0)0% (0)	0% (0)0% (0)	8	0	0
Your awareness of contemporary issues and their causes and consequences	28.57% (2)0% (0)	57.14% (4)0% (0)	14.29% (1)0% (0)	0% (0)0% (0)	0% (0)0% (0)	7	0	0
Total Respondents						8		
(skipped this question)						2		

10. We are always looking for feedback to help us with quality and improvements. Is there something you would like to share with us regarding facilities or your program that wasn't captured above?

1. Hiring more professors in the criminal justice department so a reasonable number of classes may be held at the same time.

Total Respondents 1

(skipped this question) 9

11. What is your level of agreement with the following statements:

	Strongly Agree	Agree	Neutral	Disagree	Strongly Disagree	No Basis for Judgement	Response Total	Points	Avg
Faculty demonstrated commitment to my learning, personal well being and success	42.86% (3) 0% (0)	42.86% (3) 0% (0)	14.29% (1) 0% (0)	0% (0) 0%	0% (0) 0%	0% (0) 0%	7	0	0
Administrators (e.g. vice presidents, deans and directors) demonstrated commitment to my learning, personal well being and success	42.86% (3) 0% (0)	28.57% (2) 0% (0)	14.29% (1) 0% (0)	0% (0) 0%	0% (0) 0%	14.29% (1) 0% (0)	7	0	0
Other University staff demonstrated commitment to my learning, personal well being and success	42.86% (3) 0% (0)	28.57% (2) 0% (0)	14.29% (1) 0% (0)	0% (0) 0%	0% (0) 0%	14.29% (1) 0% (0)	7	0	0
Library resources (e.g. books, database subscriptions, inter-library loan) were adequate for my research and learning needs	42.86% (3) 0% (0)	42.86% (3) 0% (0)	14.29% (1) 0% (0)	0% (0) 0%	0% (0) 0%	0% (0) 0%	7	0	0
Library hours and web resource availability were adequate for my research and learning needs	71.43% (5) 0% (0)	14.29% (1) 0% (0)	14.29% (1) 0% (0)	0% (0) 0%	0% (0) 0%	0% (0) 0%	7	0	0
Library staff were knowledgeable and demonstrated commitment to my learning and academic success.	57.14% (4) 0% (0)	14.29% (1) 0% (0)	14.29% (1) 0% (0)	0% (0) 0%	0% (0) 0%	14.29% (1) 0% (0)	7	0	0
I learned about research strategies and sources of information from the library staff.	57.14% (4) 0% (0)	14.29% (1) 0% (0)	14.29% (1) 0% (0)	0% (0) 0%	0% (0) 0%	14.29% (1) 0% (0)	7	0	0
Total Respondents							7		
(skipped this question)							3		

12. Please rate your overall experience with the following offices, programs and services at Fitchburg State University:

	Very Positive	Mostly Positive	Neutral	Mostly Negative	Very Negative	No Interaction	Was Unaware	Response Total	Points	Avg
Academic Department Office/Staff	42.86% (3) 0% (0)	42.86% (3) 0% (0)	0% (0) 0%	0% (0) 0%	0% (0) 0%	14.29% (1) 0% (0)	0% (0) 0%	7	0	0
Admissions Office	42.86% (3) 0% (0)	42.86% (3) 0% (0)	0% (0) 0%	0% (0) 0%	0% (0) 0%	14.29% (1) 0% (0)	0% (0) 0%	7	0	0
Advising Center	42.86% (3) 0% (0)	28.57% (2) 0% (0)	0% (0) 0%	0% (0) 0%	0% (0) 0%	28.57% (2) 0% (0)	0% (0) 0%	7	0	0
Bookstore	28.57% (2) 0% (0)	42.86% (3) 0% (0)	28.57% (2) 0% (0)	0% (0) 0%	0% (0) 0%	0% (0) 0%	0% (0) 0%	7	0	0
Capital Planning and Maintenance (e.g. buildings & grounds)	42.86% (3) 0% (0)	28.57% (2) 0% (0)	14.29% (1) 0% (0)	0% (0) 0%	0% (0) 0%	14.29% (1) 0% (0)	0% (0) 0%	7	0	0
Career Counseling Office	42.86% (3) 0% (0)	28.57% (2) 0% (0)	0% (0) 0%	0% (0) 0%	0% (0) 0%	28.57% (2) 0% (0)	0% (0) 0%	7	0	0
Center for Diversity and Inclusiveness	42.86% (3) 0% (0)	28.57% (2) 0% (0)	0% (0) 0%	0% (0) 0%	0% (0) 0%	28.57% (2) 0% (0)	0% (0) 0%	7	0	0
Chartwell's Dining Services	37.5% (3) 0% (0)	12.5% (1) 0% (0)	12.5% (1) 0% (0)	12.5% (1) 0% (0)	12.5% (1) 0% (0)	12.5% (1) 0% (0)	0% (0) 0%	8	0	0
Commuter Affairs	42.86% (3) 0% (0)	28.57% (2) 0% (0)	0% (0) 0%	0% (0) 0%	0% (0) 0%	28.57% (2) 0% (0)	0% (0) 0%	7	0	0

Counseling Services	42.86% (3)	28.57% (2)	0% (0)	0% (0)	0% (0)	28.57% (2)	0% (0)	0% (0)	7	0	0
Disability Services	42.86% (3)	28.57% (2)	0% (0)	0% (0)	0% (0)	28.57% (2)	0% (0)	0% (0)	7	0	0
Financial Aid	42.86% (3)	14.29% (1)	28.57% (2)	0% (0)	0% (0)	0% (0)	14.29% (1)	0% (0)	7	0	0
Graduate and Continuing Education (GCE)	42.86% (3)	28.57% (2)	0% (0)	0% (0)	0% (0)	28.57% (2)	0% (0)	0% (0)	7	0	0
Health Services	33.33% (2)	33.33% (2)	0% (0)	0% (0)	0% (0)	33.33% (2)	0% (0)	0% (0)	6	0	0
Housing and Residential Services	42.86% (3)	28.57% (2)	14.29% (1)	0% (0)	0% (0)	14.29% (1)	0% (0)	0% (0)	7	0	0
Information Desk (Hammond Hall)	42.86% (3)	42.86% (3)	0% (0)	0% (0)	0% (0)	14.29% (1)	0% (0)	0% (0)	7	0	0
International Education (e.g. study abroad)	42.86% (3)	28.57% (2)	0% (0)	0% (0)	0% (0)	28.57% (2)	0% (0)	0% (0)	7	0	0
On-campus Job Recruitment	42.86% (3)	28.57% (2)	14.29% (1)	0% (0)	0% (0)	14.29% (1)	0% (0)	0% (0)	7	0	0
One Card	71.43% (5)	28.57% (2)	0% (0)	0% (0)	0% (0)	0% (0)	0% (0)	0% (0)	7	0	0
Online Services (e.g. financial aid, registration, add/drop)	57.14% (4)	28.57% (2)	14.29% (1)	0% (0)	0% (0)	0% (0)	0% (0)	0% (0)	7	0	0
Parking	28.57% (2)	28.57% (2)	14.29% (1)	0% (0)	28.57% (2)	0% (0)	0% (0)	0% (0)	7	0	0
Recreation Services	42.86% (3)	28.57% (2)	28.57% (2)	0% (0)	0% (0)	0% (0)	0% (0)	0% (0)	7	0	0
Registrar's Office	42.86% (3)	42.86% (3)	14.29% (1)	0% (0)	0% (0)	0% (0)	0% (0)	0% (0)	7	0	0
Shuttle Service	42.86% (3)	28.57% (2)	14.29% (1)	0% (0)	0% (0)	14.29% (1)	0% (0)	0% (0)	7	0	0
Student Accounts	42.86% (3)	42.86% (3)	14.29% (1)	0% (0)	0% (0)	0% (0)	0% (0)	0% (0)	7	0	0
Student Development Office	42.86% (3)	42.86% (3)	0% (0)	0% (0)	0% (0)	14.29% (1)	0% (0)	0% (0)	7	0	0
Technology Help Desk	42.86% (3)	28.57% (2)	0% (0)	14.29% (1)	0% (0)	14.29% (1)	0% (0)	0% (0)	7	0	0
Tutor Center	42.86% (3)	28.57% (2)	0% (0)	0% (0)	0% (0)	28.57% (2)	0% (0)	0% (0)	7	0	0
University Catalog	42.86% (3)	28.57% (2)	0% (0)	0% (0)	0% (0)	28.57% (2)	0% (0)	0% (0)	7	0	0
University Email	42.86% (3)	28.57% (2)	14.29% (1)	0% (0)	0% (0)	14.29% (1)	0% (0)	0% (0)	7	0	0
University Police	42.86% (3)	28.57% (2)	28.57% (2)	0% (0)	0% (0)	0% (0)	0% (0)	0% (0)	7	0	0
University Website	42.86% (3)	42.86% (3)	14.29% (1)	0% (0)	0% (0)	0% (0)	0% (0)	0% (0)	7	0	0
Veteran Services	42.86% (3)	28.57% (2)	0% (0)	0% (0)	0% (0)	28.57% (2)	0% (0)	0% (0)	7	0	0
Volunteer Center	42.86% (3)	28.57% (2)	0% (0)	0% (0)	0% (0)	28.57% (2)	0% (0)	0% (0)	7	0	0
Total Respondents									7		
(skipped this question)									3		

13. Is there something that you would like to share with us regarding our faculty, staff, or administrators that wasn't captured in the questions above?

[No Answer Entered]

No responses were entered for this question.

Total Respondents 0

(skipped this question) 10

14. Is there something you would like to share with us regarding our offices, programs and services at Fitchburg State University that wasn't captured in the questions above?

1. Way to many junk emails. I don't care about athletics or any of the other daily spam emails.

Total Respondents 1

(skipped this question) 9

15. Please select your level of agreement with the following statements:

Very High High Average Low Very Low Points Avg

						Response Total		
Overall satisfaction with my experience with Fitchburg State University	37.5% (3)0% (0)	37.5% (3)0% (0)	25% (2)0% (0)	0% (0)0% (0)	0% (0)0% (0)	8	0	0
Likelihood that I will recommend the University to others	37.5% (3)0% (0)	37.5% (3)0% (0)	25% (2)0% (0)	0% (0)0% (0)	0% (0)0% (0)	8	0	0
Likelihood that I will stay connected to the campus after completion of my degree	50% (4)0% (0)	12.5% (1)0% (0)	12.5% (1)0% (0)	25% (2)0% (0)	0% (0)0% (0)	8	0	0
Total Respondents						8		
(skipped this question)						2		

16. As we have stated previously, we are always looking for feedback that will help us improve. Is there something more you would like to share with us about your overall experience at Fitchburg State University?
[No Answer Entered]

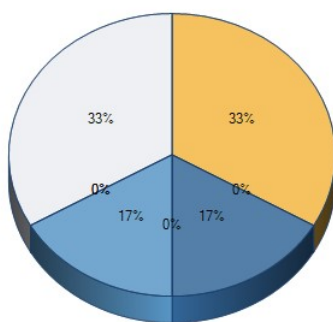
No responses were entered for this question.

Total Respondents 0
(skipped this question) 10

17. As you prepare to leave Fitchburg State University, we would like to know about your short-term plans. Please mark each of the following as they relate to you currently.

	Yes	No	Not Applicable	Response Total	Points	Avg
I am currently employed or have a job offer in a field closely related to my current program of study	42.86% (3)0% (0)	57.14% (4)0% (0)	0% (0)0% (0)	7	0	0
I am currently employed or have a job offer in a field that is not related to my current program of study	37.5% (3)0% (0)	37.5% (3)0% (0)	25% (2)0% (0)	8	0	0
I am searching for employment in a field closely related to my current program of study	57.14% (4)0% (0)	28.57% (2)0% (0)	14.29% (1)0% (0)	7	0	0
I am searching for employment in a field not closely related to my current program of study	28.57% (2)0% (0)	57.14% (4)0% (0)	14.29% (1)0% (0)	7	0	0
I have been accepted into a graduate program to continue my education at Fitchburg State University	14.29% (1)0% (0)	71.43% (5)0% (0)	14.29% (1)0% (0)	7	0	0
I have been accepted into a graduate or doctoral program to continue my education at another institution	14.29% (1)0% (0)	71.43% (5)0% (0)	14.29% (1)0% (0)	7	0	0
I am not planning to continue my education at this time	28.57% (2)0% (0)	57.14% (4)0% (0)	14.29% (1)0% (0)	7	0	0
I am pursuing the military	14.29% (1)0% (0)	71.43% (5)0% (0)	14.29% (1)0% (0)	7	0	0
Total Respondents				7		
(skipped this question)				3		

18. What is your current or expected (if you are just starting a new position) annual salary?



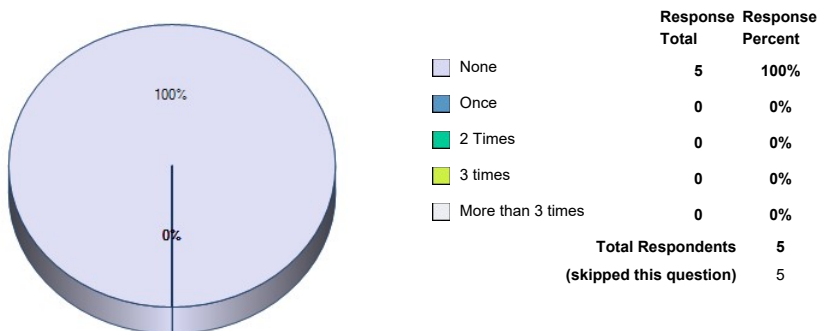
	Response Total	Response Percent
None - not working	0	0%
Less than \$20,000	1	17%
\$20,001 - \$30,000	0	0%
\$30,001 - \$40,000	0	0%
\$40,001 - \$50,000	2	33%
\$50,001 - \$60,000	2	33%
\$60,001 +	0	0%
Prefer not to disclose	1	17%

Total Respondents 6
(skipped this question) 4

19. How would you rate the importance of the following while attending Fitchburg State University:

	Very Important	Important	Neutral	Unimportant	Very Unimportant	Response Total	Points	Avg
Small, New England campus	50% (3)0% (0)	16.67% (1) 0% (0)	33.33% (2) 0% (0)	0% (0)0% (0)	0% (0)0% (0)	6	0	0
Low student-to-faculty ratio	66.67% (4) 0% (0)	16.67% (1) 0% (0)	16.67% (1) 0% (0)	0% (0)0% (0)	0% (0)0% (0)	6	0	0
Accessible to my work/home/family	66.67% (4) 0% (0)	0% (0)0% (0)	33.33% (2) 0% (0)	0% (0)0% (0)	0% (0)0% (0)	6	0	0
Close-knit, friendly culture	66.67% (4) 0% (0)	0% (0)0% (0)	33.33% (2) 0% (0)	0% (0)0% (0)	0% (0)0% (0)	6	0	0
Diversity of student body	33.33% (2) 0% (0)	33.33% (2) 0% (0)	16.67% (1) 0% (0)	16.67% (1)0% (0)	0% (0)0% (0)	6	0	0
Academic program(s)	66.67% (4) 0% (0)	0% (0)0% (0)	16.67% (1) 0% (0)	16.67% (1)0% (0)	0% (0)0% (0)	6	0	0
Affordability	83.33% (5) 0% (0)	0% (0)0% (0)	16.67% (1) 0% (0)	0% (0)0% (0)	0% (0)0% (0)	6	0	0
Faculty	83.33% (5) 0% (0)	0% (0)0% (0)	16.67% (1) 0% (0)	0% (0)0% (0)	0% (0)0% (0)	6	0	0
Residential life	66.67% (4) 0% (0)	0% (0)0% (0)	33.33% (2) 0% (0)	0% (0)0% (0)	0% (0)0% (0)	6	0	0
Facilities	66.67% (4) 0% (0)	0% (0)0% (0)	33.33% (2) 0% (0)	0% (0)0% (0)	0% (0)0% (0)	6	0	0
Financial Aid	66.67% (4) 0% (0)	0% (0)0% (0)	33.33% (2) 0% (0)	0% (0)0% (0)	0% (0)0% (0)	6	0	0
Many activities in the region	66.67% (4) 0% (0)	16.67% (1) 0% (0)	16.67% (1) 0% (0)	0% (0)0% (0)	0% (0)0% (0)	6	0	0
Services/support to first generation students	66.67% (4) 0% (0)	0% (0)0% (0)	33.33% (2) 0% (0)	0% (0)0% (0)	0% (0)0% (0)	6	0	0
Volunteer opportunities	66.67% (4) 0% (0)	0% (0)0% (0)	33.33% (2) 0% (0)	0% (0)0% (0)	0% (0)0% (0)	6	0	0
Athletics	66.67% (4) 0% (0)	16.67% (1) 0% (0)	16.67% (1) 0% (0)	0% (0)0% (0)	0% (0)0% (0)	6	0	0
Military-friendly	66.67% (4) 0% (0)	0% (0)0% (0)	33.33% (2) 0% (0)	0% (0)0% (0)	0% (0)0% (0)	6	0	0
LGBTQ-friendly	50% (3)0% (0)	0% (0)0% (0)	33.33% (2) 0% (0)	0% (0)0% (0)	16.67% (1)0% (0)	6	0	0
Honors Program	66.67% (4) 0% (0)	0% (0)0% (0)	16.67% (1) 0% (0)	16.67% (1)0% (0)	0% (0)0% (0)	6	0	0
Employment prospects	66.67% (4) 0% (0)	16.67% (1) 0% (0)	16.67% (1) 0% (0)	0% (0)0% (0)	0% (0)0% (0)	6	0	0
Internships	66.67% (4) 0% (0)	16.67% (1) 0% (0)	16.67% (1) 0% (0)	0% (0)0% (0)	0% (0)0% (0)	6	0	0
Study Abroad opportunities	66.67% (4) 0% (0)	0% (0)0% (0)	33.33% (2) 0% (0)	0% (0)0% (0)	0% (0)0% (0)	6	0	0
ROTC/National Guard	66.67% (4) 0% (0)	0% (0)0% (0)	16.67% (1) 0% (0)	16.67% (1)0% (0)	0% (0)0% (0)	6	0	0
Total Respondents						6		
(skipped this question)						4		

20. How many times did you change your major at Fitchburg State University?



21. As you finish your degree journey at Fitchburg State University, we would like to know how much your time here has impacted your growth. Please select the answer that best fits our impact on your growth below.

	Very Significant	Significant	No Change	Insignificant	Very Insignificant	Response Total	Points	Avg
Academic Growth (broadened your	16.67% (1) 0% (0)	66.67% (4) 0% (0)	16.67% (1) 0% (0)	0% (0)0% (0)	0% (0)0% (0)	6	0	0

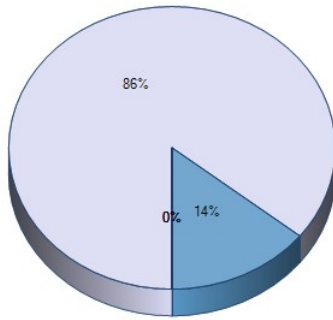
perception of the need to learn)

Personal Growth	33.33% (2) 0% (0)	50% (3) 0% (0)	0% (0)	16.67% (1) 0% (0)	0% (0)	0% (0)	0% (0)	0% (0)	6	0	0
-----------------	----------------------	-------------------	--------	----------------------	--------	--------	--------	--------	---	---	---

Professional Growth (broaden your understanding of the need to continue to learn to achieve your career goals)	16.67% (1) 0% (0)	50% (3) 0% (0)	0% (0)	33.33% (2) 0% (0)	0% (0)	0% (0)	0% (0)	0% (0)	6	0	0
---	----------------------	-------------------	--------	----------------------	--------	--------	--------	--------	---	---	---

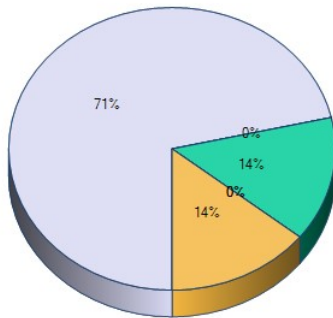
Total Respondents 6
(skipped this question) 4

22. To which gender identity do you most identify?



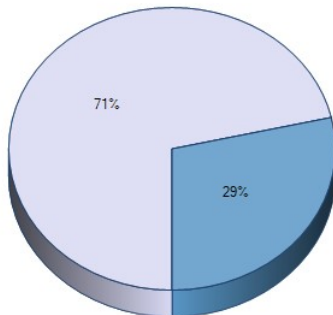
	Response Total	Response Percent
Male	6	86%
Female	1	14%
Transgender Male	0	0%
Transgender Female	0	0%
Do not identify as female, male or transgender	0	0%
Total Respondents	7	
(skipped this question)	3	

23. To which racial heritage do you predominantly identify?



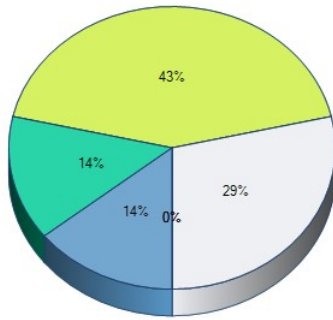
	Response Total	Response Percent
White/Caucasian	5	71%
Asian	0	0%
Hispanic/Latino	1	14%
Black/African American	0	0%
American Indian	0	0%
Other	1	14%
Total Respondents	7	
(skipped this question)	3	

24. During your time at the University, did you attend full-time or part-time?



	Response Total	Response Percent
Full-time	5	71%
Part-time	2	29%
Total Respondents	7	
(skipped this question)	3	

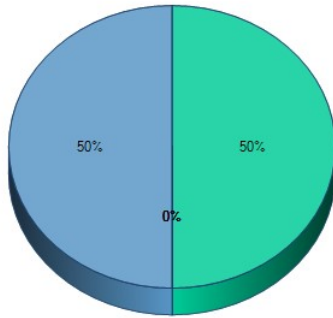
25. During your time at the University, approximately how many hours did you work per week?



- 0
- 1 - 10
- 11 - 20
- 21 - 30
- 31 - 40
- 40+

Response Total	Response Percent
0	0%
1	14%
1	14%
3	43%
2	29%
0	0%
Total Respondents	7
(skipped this question)	3

26. How many dependents do you have (not including yourself)?



- 1
- 2
- 3
- 4
- 5
- 5+

Response Total	Response Percent
0	0%
1	50%
1	50%
0	0%
0	0%
0	0%
Total Respondents	2
(skipped this question)	8