

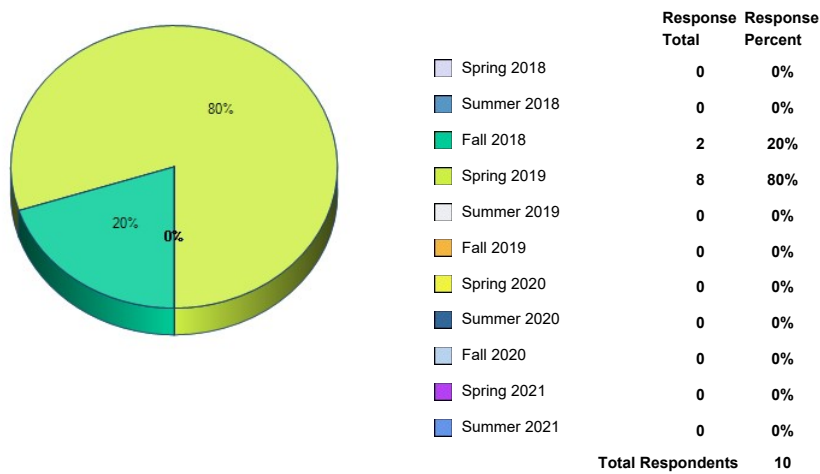


Graduating Student Feedback

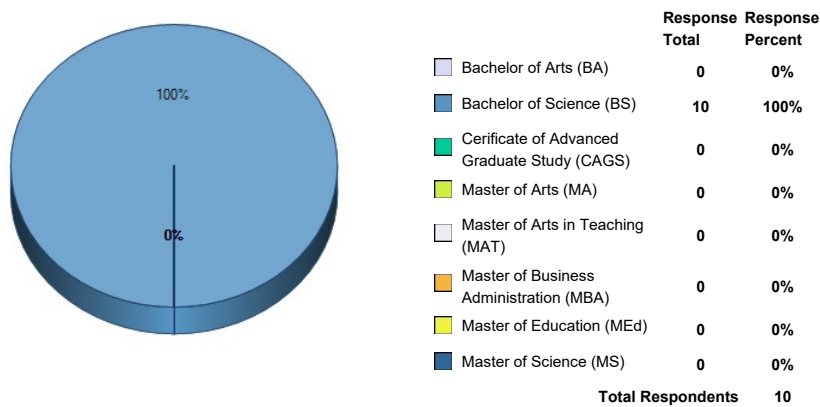
Survey Title: Graduating Student Feedback

Responses By Question Analysis:

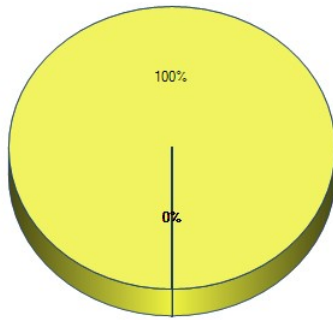
1. Please select the semester will you complete your program requirements from the list below:



2. Please select the Degree you are currently completing at Fitchburg State University from the list below:

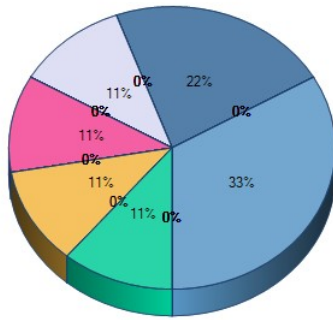


3. Please select the major field your studied for your degree:



	Response Total	Response Percent
Arts Education (MEd only)	0	0%
Biology	0	0%
Business Administration	0	0%
Chemistry	0	0%
Clinical Mental Health Counseling	0	0%
Communication (MS only)	0	0%
Communications Media	0	0%
Computer Information Systems	0	0%
Computer Science	0	0%
Criminal Justice	0	0%
Curriculum and Teaching	0	0%
Early Childhood Education	0	0%
Educational Leadership	0	0%
Economics	0	0%
Elementary Education	0	0%
English Studies	0	0%
Environmental and Earth Science	0	0%
Exercise and Sports Science	0	0%
Game Design	0	0%
Geographic Science and Technology	0	0%
History	0	0%
Human Services	0	0%
Industrial Technology	0	0%
Interdisciplinary Studies	0	0%
LECOM Early Acceptance	0	0%
Mathematics	0	0%
Middle School Education	0	0%
Nursing - General	0	0%
Nursing - LPN to Baccalaureate	0	0%
Nursing - RN to Baccalaureate	0	0%
Occupational/Vocational Education	0	0%
Political Science	0	0%
Psychological Science	10	100%
Sociology	0	0%
Special Education	0	0%
Technology Education (Grades 5-12)	0	0%
Total Respondents	10	

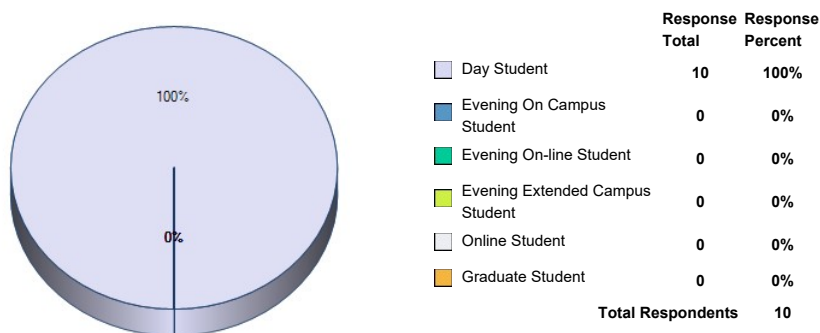
4. Please select your minor from the list below:



	Response Total	Response Percent
African-American Studies	0	0%
American Studies	0	0%
Art	1	11%
Art History	0	0%
Asian Studies	0	0%
Biology	1	11%
Business Administration	0	0%
Chemistry	0	0%
Communication Studies	0	0%
Computer Science	0	0%
Construction Technology	0	0%
Criminal Justice	1	11%
Deaf Studies	0	0%
Disability Studies	0	0%
Early Childhood Education	0	0%
Economics	0	0%
English Studies - Literature	0	0%
English Studies -- Professional Writing	0	0%
Environmental and Earth Science	0	0%
Film Studies	0	0%
French	0	0%
Game Design	0	0%
Geographic Design	0	0%
History	0	0%
History Secondary Education	0	0%
Industrial Training	0	0%
International Studies	1	11%
Latin	0	0%
Manufacturing Technology	0	0%
Mathematics	0	0%
Mathematics for Education	0	0%
Middle School Education	0	0%
Music	0	0%
Neuroscience, Behavior, and Cognition	2	22%
Peace Studies	0	0%
Philosophy	0	0%
Political Science	0	0%
Psychological Science	0	0%
Romance Languages	0	0%
Social Science	0	0%
Sociology	3	33%
Spanish	0	0%
Special Education	0	0%
Studio Art	0	0%
Theater	0	0%
Women, Gender and Sexuality Studies	0	0%
None	0	0%

Total Respondents 9
(skipped this question) 1

5. Please select the student group you most identify with from the list below:



6. Please rate the following academic experiences at Fitchburg State University:

	Excellent	Very Good	Good	Fair	Poor	Not Applicable	Response Total	Points	Avg
Availability of classes (e.g. time offered, seats open)	0% (0)0% (0)	37.5% (3)0% (0)	37.5% (3)0% (0)	25% (2)0% (0)	0% (0)0% (0)	0% (0)0% (0)	8	0	0
Frequency of course offerings	0% (0)0% (0)	0% (0)0% (0)	85.71% (6)0% (0)	14.29% (1)0% (0)	0% (0)0% (0)	0% (0)0% (0)	7	0	0
Size of classes	12.5% (1)0% (0)	62.5% (5)0% (0)	25% (2)0% (0)	0% (0)0% (0)	0% (0)0% (0)	0% (0)0% (0)	8	0	0
Quality of instruction	0% (0)0% (0)	37.5% (3)0% (0)	62.5% (5)0% (0)	0% (0)0% (0)	0% (0)0% (0)	0% (0)0% (0)	8	0	0
Quality of texts and other instructional materials	0% (0)0% (0)	25% (2)0% (0)	50% (4)0% (0)	25% (2)0% (0)	0% (0)0% (0)	0% (0)0% (0)	8	0	0
Availability of faculty outside of the classroom	0% (0)0% (0)	37.5% (3)0% (0)	37.5% (3)0% (0)	25% (2)0% (0)	0% (0)0% (0)	0% (0)0% (0)	8	0	0
Timeliness and relevance of course content	12.5% (1)0% (0)	12.5% (1)0% (0)	75% (6)0% (0)	0% (0)0% (0)	0% (0)0% (0)	0% (0)0% (0)	8	0	0
Quality of high impact experiences (e.g. internships, practicum, etc.)	12.5% (1)0% (0)	12.5% (1)0% (0)	37.5% (3)0% (0)	25% (2)0% (0)	0% (0)0% (0)	12.5% (1)0% (0)	8	0	0
Overall level of challenge in the coursework	0% (0)0% (0)	37.5% (3)0% (0)	62.5% (5)0% (0)	0% (0)0% (0)	0% (0)0% (0)	0% (0)0% (0)	8	0	0
Match between career goals and course-of-study requirements	0% (0)0% (0)	62.5% (5)0% (0)	37.5% (3)0% (0)	0% (0)0% (0)	0% (0)0% (0)	0% (0)0% (0)	8	0	0
Overall level of faculty advisement	12.5% (1)0% (0)	37.5% (3)0% (0)	50% (4)0% (0)	0% (0)0% (0)	0% (0)0% (0)	0% (0)0% (0)	8	0	0
Total Respondents							8		
(skipped this question)							2		

7. Please rate the quality of the facilities and activities offered at Fitchburg State University:

	Excellent	Very Good	Good	Fair	Poor	No Interaction	Response Total	Points	Avg
Classrooms	0% (0)0% (0)	25% (2)0% (0)	62.5% (5)0% (0)	12.5% (1)0% (0)	0% (0)0% (0)	0% (0)0% (0)	8	0	0
Labs	12.5% (1)0% (0)	25% (2)0% (0)	50% (4)0% (0)	0% (0)0% (0)	0% (0)0% (0)	12.5% (1)0% (0)	8	0	0
Other General facilities (e.g. studios, gym)	12.5% (1)0% (0)	12.5% (1)0% (0)	62.5% (5)0% (0)	12.5% (1)0% (0)	0% (0)0% (0)	0% (0)0% (0)	8	0	0
Computer Labs	0% (0)0% (0)	12.5% (1)0% (0)	50% (4)0% (0)	12.5% (1)0% (0)	12.5% (1)0% (0)	12.5% (1)0% (0)	8	0	0
Library	25% (2)0% (0)	62.5% (5)0% (0)	12.5% (1)0% (0)	0% (0)0% (0)	0% (0)0% (0)	0% (0)0% (0)	8	0	0
Technology in the classroom	0% (0)0% (0)	0% (0)0% (0)	50% (4)0% (0)	50% (4)0% (0)	0% (0)0% (0)	0% (0)0% (0)	8	0	0
Online technologies utilized in your classes	0% (0)0% (0)	0% (0)0% (0)	75% (6)0% (0)	25% (2)0% (0)	0% (0)0% (0)	0% (0)0% (0)	8	0	0

Musical or theatrical performances on-campus	12.5% (1) 0% (0)	0% (0) (0)	25% (2) (0)	12.5% (1) 0% (0)	0% (0) (0)	50% (4) (0)	8	0	0
Intramural athletic offerings	0% (0) (0)	12.5% (1) 0% (0)	25% (2) (0)	0% (0) (0)	0% (0) (0)	62.5% (5) 0% (0)	8	0	0
Intercollegiate athletic events	0% (0) (0)	12.5% (1) 0% (0)	25% (2) (0)	12.5% (1) 0% (0)	0% (0) (0)	50% (4) (0)	8	0	0
Greek Life	0% (0) (0)	0% (0) (0)	12.5% (1) 0% (0)	0% (0) (0)	12.5% (1) 0% (0)	75% (6) (0)	8	0	0
Student Organizations	0% (0) (0)	25% (2) (0)	37.5% (3) 0% (0)	0% (0) (0)	0% (0) (0)	37.5% (3) 0% (0)	8	0	0
Total Respondents							8		
(skipped this question)							2		

8. How well did Fitchburg State University prepare you in terms of the following skill sets:

	Very Well	Well	Neutral	Poorly	Very Poorly	Response Total	Points	Avg	
Ability to think analytically and logically	37.5% (3) 0% (0)	50% (4) (0)	12.5% (1) 0% (0)	0% (0) (0)	0% (0) (0)	8	0	0	
Ability to acquire new skills and knowledge on your own	50% (4) (0)	37.5% (3) 0% (0)	12.5% (1) 0% (0)	0% (0) (0)	0% (0) (0)	8	0	0	
Ability to use the knowledge, ideas, or perspectives gained from your major field	37.5% (3) 0% (0)	50% (4) (0)	12.5% (1) 0% (0)	0% (0) (0)	0% (0) (0)	8	0	0	
Ability to orally communicate well	12.5% (1) 0% (0)	62.5% (5) 0% (0)	25% (2) (0)	0% (0) (0)	0% (0) (0)	8	0	0	
Ability to judge information/ideas/actions/conclusions based on sources/methods/reasoning	50% (4) (0)	37.5% (3) 0% (0)	12.5% (1) 0% (0)	0% (0) (0)	0% (0) (0)	8	0	0	
Ability to write effectively	50% (4) (0)	37.5% (3) 0% (0)	12.5% (1) 0% (0)	0% (0) (0)	0% (0) (0)	8	0	0	
Ability to use information technology in intellectual and/or professional pursuits	25% (2) (0)	62.5% (5) 0% (0)	12.5% (1) 0% (0)	0% (0) (0)	0% (0) (0)	8	0	0	
Ability to understand and appreciate cultural and ethnic differences between people	37.5% (3) 0% (0)	50% (4) (0)	0% (0) (0)	12.5% (1) 0% (0)	0% (0) (0)	8	0	0	
Ability to understand international perspectives on economic, political, social, and cultural issues	37.5% (3) 0% (0)	25% (2) (0)	25% (2) (0)	12.5% (1) 0% (0)	0% (0) (0)	8	0	0	
Ability to gain an understanding of or appreciation for the arts	37.5% (3) 0% (0)	25% (2) (0)	37.5% (3) 0% (0)	0% (0) (0)	0% (0) (0)	8	0	0	
Ability to understand and apply quantitative principles and methods	25% (2) (0)	62.5% (5) 0% (0)	12.5% (1) 0% (0)	0% (0) (0)	0% (0) (0)	8	0	0	
Ability to understand scientific method	50% (4) (0)	25% (2) (0)	25% (2) (0)	0% (0) (0)	0% (0) (0)	8	0	0	
Total Respondents							8		
(skipped this question)							2		

9. How well did Fitchburg State University prepare you for the following personal and professional situational skill sets:

	Very Well	Well	Neutral	Poorly	Very Poorly	Response Total	Points	Avg	
Your ability to work as a member of a team or group	25% (2) (0)	50% (4) (0)	25% (2) (0)	0% (0) (0)	0% (0) (0)	8	0	0	
Your ability to get along with people of diverse backgrounds and perspectives	25% (2) (0)	50% (4) (0)	25% (2) (0)	0% (0) (0)	0% (0) (0)	8	0	0	
Your ability to lead others effectively	12.5% (1) (0)	62.5% (5) (0)	25% (2) (0)	0% (0) (0)	0% (0) (0)	8	0	0	
Your ability to evaluate and choose between alternative courses of action	25% (2) (0)	50% (4) (0)	25% (2) (0)	0% (0) (0)	0% (0) (0)	8	0	0	
Your awareness of contemporary issues and their causes and consequences	37.5% (3) (0)	50% (4) (0)	12.5% (1) (0)	0% (0) (0)	0% (0) (0)	8	0	0	
Total Respondents							8		
(skipped this question)							2		

10. We are always looking for feedback to help us with quality and improvements. Is there something you would like to share with us regarding facilities or your program that wasn't captured above?

1. Holmes dining needs better quality food!
2. Commuters desperately need more parking!

Total Respondents 2

(skipped this question) 8

11. What is your level of agreement with the following statements:

	Strongly Agree	Agree	Neutral	Disagree	Strongly Disagree	No Basis for Judgement	Response Total	Points	Avg
Faculty demonstrated commitment to my learning, personal well being and success	20% (1)0% (0)	40% (2)0% (0)	40% (2)0% (0)	0% (0)0% (0)	0% (0)0% (0)	0% (0)0% (0)	5	0	0
Administrators (e.g. vice presidents, deans and directors) demonstrated commitment to my learning, personal well being and success	20% (1)0% (0)	20% (1)0% (0)	20% (1)0% (0)	20% (1)0% (0)	0% (0)0% (0)	20% (1)0% (0)	5	0	0
Other University staff demonstrated commitment to my learning, personal well being and success	20% (1)0% (0)	20% (1)0% (0)	60% (3)0% (0)	0% (0)0% (0)	0% (0)0% (0)	0% (0)0% (0)	5	0	0
Library resources (e.g. books, database subscriptions, inter-library loan) were adequate for my research and learning needs	60% (3)0% (0)	40% (2)0% (0)	0% (0)0% (0)	0% (0)0% (0)	0% (0)0% (0)	0% (0)0% (0)	5	0	0
Library hours and web resource availability were adequate for my research and learning needs	60% (3)0% (0)	40% (2)0% (0)	0% (0)0% (0)	0% (0)0% (0)	0% (0)0% (0)	0% (0)0% (0)	5	0	0
Library staff were knowledgeable and demonstrated commitment to my learning and academic success.	50% (3)0% (0)	33.33% (2)0% (0)	16.67% (1)0% (0)	0% (0)0% (0)	0% (0)0% (0)	0% (0)0% (0)	6	0	0
I learned about research strategies and sources of information from the library staff.	40% (2)0% (0)	20% (1)0% (0)	20% (1)0% (0)	0% (0)0% (0)	0% (0)0% (0)	20% (1)0% (0)	5	0	0
Total Respondents							5		
(skipped this question)							5		

12. Please rate your overall experience with the following offices, programs and services at Fitchburg State University:

	Very Positive	Mostly Positive	Neutral	Mostly Negative	Very Negative	No Interaction	Was Unaware	Response Total	Points	Avg
Academic Department Office/Staff	40% (2)0% (0)	20% (1)0% (0)	0% (0)0% (0)	0% (0)0% (0)	0% (0)0% (0)	40% (2)0% (0)	0% (0)0% (0)	5	0	0
Admissions Office	40% (2)0% (0)	40% (2)0% (0)	20% (1)0% (0)	0% (0)0% (0)	0% (0)0% (0)	0% (0)0% (0)	0% (0)0% (0)	5	0	0
Advising Center	40% (2)0% (0)	40% (2)0% (0)	0% (0)0% (0)	20% (1)0% (0)	0% (0)0% (0)	0% (0)0% (0)	0% (0)0% (0)	5	0	0
Bookstore	40% (2)0% (0)	20% (1)0% (0)	20% (1)0% (0)	20% (1)0% (0)	0% (0)0% (0)	0% (0)0% (0)	0% (0)0% (0)	5	0	0
Capital Planning and Maintenance (e.g. buildings & grounds)	20% (1)0% (0)	20% (1)0% (0)	20% (1)0% (0)	0% (0)0% (0)	0% (0)0% (0)	40% (2)0% (0)	0% (0)0% (0)	5	0	0
Career Counseling Office	16.67% (1)0% (0)	0% (0)0% (0)	33.33% (2)0% (0)	0% (0)0% (0)	0% (0)0% (0)	33.33% (2)0% (0)	16.67% (1)0% (0)	6	0	0
Center for Diversity and Inclusiveness	40% (2)0% (0)	20% (1)0% (0)	0% (0)0% (0)	0% (0)0% (0)	0% (0)0% (0)	40% (2)0% (0)	0% (0)0% (0)	5	0	0
Chartwell's Dining Services	0% (0)0% (0)	40% (2)0% (0)	20% (1)0% (0)	0% (0)0% (0)	0% (0)0% (0)	20% (1)0% (0)	20% (1)0% (0)	5	0	0
Commuter Affairs	40% (2)0% (0)	0% (0)0% (0)	20% (1)0% (0)	0% (0)0% (0)	0% (0)0% (0)	20% (1)0% (0)	20% (1)0% (0)	5	0	0
Counseling Services	20% (1)0% (0)	20% (1)0% (0)	20% (1)0% (0)	0% (0)0% (0)	0% (0)0% (0)	40% (2)0% (0)	0% (0)0% (0)	5	0	0

Disability Services	0% (0)0%	25% (1)0%	0% (0)0%	0% (0)0%	0% (0)0%	0% (0)0%	75% (3)0%	0% (0)0%	4	0	0
Financial Aid	40% (2)0%	40% (2)0%	20% (1)0%	0% (0)0%	0% (0)0%	0% (0)0%	0% (0)0%	0% (0)0%	5	0	0
Graduate and Continuing Education (GCE)	0% (0)0%	25% (1)0%	0% (0)0%	0% (0)0%	0% (0)0%	0% (0)0%	75% (3)0%	0% (0)0%	4	0	0
Health Services	40% (2)0%	20% (1)0%	20% (1)0%	0% (0)0%	0% (0)0%	0% (0)0%	20% (1)0%	0% (0)0%	5	0	0
Housing and Residential Services	20% (1)0%	0% (0)0%	20% (1)0%	0% (0)0%	0% (0)0%	0% (0)0%	60% (3)0%	0% (0)0%	5	0	0
Information Desk (Hammond Hall)	20% (1)0%	20% (1)0%	40% (2)0%	0% (0)0%	0% (0)0%	0% (0)0%	20% (1)0%	0% (0)0%	5	0	0
International Education (e.g. study abroad)	0% (0)0%	25% (1)0%	25% (1)0%	0% (0)0%	0% (0)0%	0% (0)0%	50% (2)0%	0% (0)0%	4	0	0
On-campus Job Recruitment	25% (1)0%	0% (0)0%	25% (1)0%	0% (0)0%	0% (0)0%	0% (0)0%	50% (2)0%	0% (0)0%	4	0	0
One Card	20% (1)0%	60% (3)0%	20% (1)0%	0% (0)0%	0% (0)0%	0% (0)0%	0% (0)0%	0% (0)0%	5	0	0
Online Services (e.g. financial aid, registration, add/drop)	40% (2)0%	40% (2)0%	20% (1)0%	0% (0)0%	0% (0)0%	0% (0)0%	0% (0)0%	0% (0)0%	5	0	0
Parking	0% (0)0%	0% (0)0%	60% (3)0%	20% (1)0%	0% (0)0%	0% (0)0%	0% (0)0%	20% (1)0%	5	0	0
Recreation Services	20% (1)0%	20% (1)0%	40% (2)0%	0% (0)0%	0% (0)0%	0% (0)0%	20% (1)0%	0% (0)0%	5	0	0
Registrar's Office	40% (2)0%	20% (1)0%	40% (2)0%	0% (0)0%	0% (0)0%	0% (0)0%	0% (0)0%	0% (0)0%	5	0	0
Shuttle Service	0% (0)0%	20% (1)0%	40% (2)0%	0% (0)0%	0% (0)0%	20% (1)0%	20% (1)0%	0% (0)0%	5	0	0
Student Accounts	40% (2)0%	20% (1)0%	40% (2)0%	0% (0)0%	0% (0)0%	0% (0)0%	0% (0)0%	0% (0)0%	5	0	0
Student Development Office	40% (2)0%	0% (0)0%	40% (2)0%	0% (0)0%	0% (0)0%	0% (0)0%	20% (1)0%	0% (0)0%	5	0	0
Technology Help Desk	20% (1)0%	20% (1)0%	20% (1)0%	0% (0)0%	0% (0)0%	0% (0)0%	40% (2)0%	0% (0)0%	5	0	0
Tutor Center	20% (1)0%	0% (0)0%	40% (2)0%	0% (0)0%	0% (0)0%	0% (0)0%	40% (2)0%	0% (0)0%	5	0	0
University Catalog	20% (1)0%	20% (1)0%	20% (1)0%	0% (0)0%	0% (0)0%	0% (0)0%	20% (1)0%	20% (1)0%	5	0	0
University Email	20% (1)0%	40% (2)0%	40% (2)0%	0% (0)0%	0% (0)0%	0% (0)0%	0% (0)0%	0% (0)0%	5	0	0
University Police	60% (3)0%	0% (0)0%	40% (2)0%	0% (0)0%	0% (0)0%	0% (0)0%	0% (0)0%	0% (0)0%	5	0	0
University Website	20% (1)0%	40% (2)0%	40% (2)0%	0% (0)0%	0% (0)0%	0% (0)0%	0% (0)0%	0% (0)0%	5	0	0
Veteran Services	0% (0)0%	0% (0)0%	20% (1)0%	0% (0)0%	0% (0)0%	0% (0)0%	60% (3)0%	20% (1)0%	5	0	0
Volunteer Center	40% (2)0%	20% (1)0%	20% (1)0%	0% (0)0%	0% (0)0%	0% (0)0%	20% (1)0%	0% (0)0%	5	0	0
Total Respondents									5		
(skipped this question)									5		

13. Is there something that you would like to share with us regarding our faculty, staff, or administrators that wasn't captured in the questions above?

[No Answer Entered]

No responses were entered for this question.

Total Respondents 0

(skipped this question) 10

14. Is there something you would like to share with us regarding our offices, programs and services at Fitchburg State University that wasn't captured in the questions above?

[No Answer Entered]

No responses were entered for this question.

Total Respondents 0

(skipped this question) 10

15. Please select your level of agreement with the following statements:

	Very High	High	Average	Low	Very Low	Response Total	Points	Avg
Overall satisfaction with my experience with Fitchburg State University	0% (0)0%	40% (2)0%	60% (3)0%	0% (0)0%	0% (0)0%	5	0	0

Likelihood that I will recommend the University to others	0% (0)0% (0)	80% (4)0% (0)	20% (1)0% (0)	0% (0)0% (0)	0% (0)0% (0)	5	0	0
Likelihood that I will stay connected to the campus after completion of my degree	0% (0)0% (0)	20% (1)0% (0)	40% (2)0% (0)	40% (2)0% (0)	0% (0)0% (0)	5	0	0
Total Respondents						5		
(skipped this question)						5		

16. As we have stated previously, we are always looking for feedback that will help us improve. Is there something more you would like to share with us about your overall experience at Fitchburg State University?

1. As someone from the area, I said I would never go to Fitchburg State because I wanted to get out of my hometown. I'm happy I ended up at Fitchburg because it was a great experience and I learned so much from my professors. Having smaller classes compared to larger universities is such a huge benefit because you feel like professors really know you and care about your education and career.

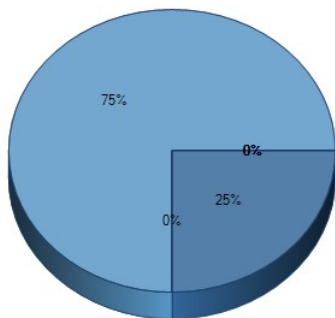
Total Respondents 1

(skipped this question) 9

17. As you prepare to leave Fitchburg State University, we would like to know about your short-term plans. Please mark each of the following as they relate to you currently.

	Yes	No	Not Applicable	Response Total	Points	Avg
I am currently employed or have a job offer in a field closely related to my current program of study	20% (1)0% (0)	80% (4)0% (0)	0% (0)0% (0)	5	0	0
I am currently employed or have a job offer in a field that is not related to my current program of study	60% (3)0% (0)	40% (2)0% (0)	0% (0)0% (0)	5	0	0
I am searching for employment in a field closely related to my current program of study	80% (4)0% (0)	20% (1)0% (0)	0% (0)0% (0)	5	0	0
I am searching for employment in a field not closely related to my current program of study	20% (1)0% (0)	80% (4)0% (0)	0% (0)0% (0)	5	0	0
I have been accepted into a graduate program to continue my education at Fitchburg State University	0% (0)0% (0)	60% (3)0% (0)	40% (2)0% (0)	5	0	0
I have been accepted into a graduate or doctoral program to continue my education at another institution	0% (0)0% (0)	60% (3)0% (0)	40% (2)0% (0)	5	0	0
I am not planning to continue my education at this time	0% (0)0% (0)	80% (4)0% (0)	20% (1)0% (0)	5	0	0
I am pursuing the military	0% (0)0% (0)	100% (5)0% (0)	0% (0)0% (0)	5	0	0
Total Respondents				5		
(skipped this question)				5		

18. What is your current or expected (if you are just starting a new position) annual salary?



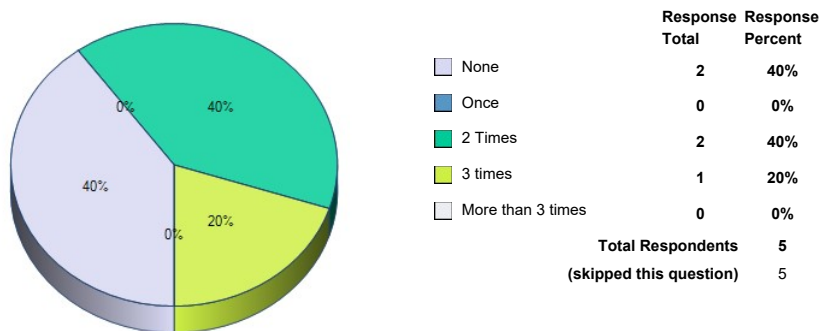
	Response Total	Response Percent
None - not working	0	0%
Less than \$20,000	3	75%
\$20,001 - \$30,000	0	0%
\$30,001 - \$40,000	0	0%
\$40,001 - \$50,000	0	0%
\$50,001 - \$60,000	0	0%
\$60,001 +	0	0%
Prefer not to disclose	1	25%

Total Respondents 4
(skipped this question) 6

19. How would you rate the importance of the following while attending Fitchburg State University:

	Very Important	Important	Neutral	Unimportant	Very Unimportant	Response Total	Points	Avg
Small, New England campus	40% (2)0% (0)	60% (3)0% (0)	0% (0)0% (0)	0% (0)0% (0)	0% (0)0% (0)	5	0	0
Low student-to-faculty ratio	100% (5)0% (0)	0% (0)0% (0)	0% (0)0% (0)	0% (0)0% (0)	0% (0)0% (0)	5	0	0
Accessible to my work/home/family	100% (5)0% (0)	0% (0)0% (0)	0% (0)0% (0)	0% (0)0% (0)	0% (0)0% (0)	5	0	0
Close-knit, friendly culture	40% (2)0% (0)	40% (2)0% (0)	20% (1)0% (0)	0% (0)0% (0)	0% (0)0% (0)	5	0	0
Diversity of student body	60% (3)0% (0)	40% (2)0% (0)	0% (0)0% (0)	0% (0)0% (0)	0% (0)0% (0)	5	0	0
Academic program(s)	80% (4)0% (0)	20% (1)0% (0)	0% (0)0% (0)	0% (0)0% (0)	0% (0)0% (0)	5	0	0
Affordability	100% (5)0% (0)	0% (0)0% (0)	0% (0)0% (0)	0% (0)0% (0)	0% (0)0% (0)	5	0	0
Faculty	40% (2)0% (0)	60% (3)0% (0)	0% (0)0% (0)	0% (0)0% (0)	0% (0)0% (0)	5	0	0
Residential life	20% (1)0% (0)	20% (1)0% (0)	40% (2)0% (0)	20% (1)0% (0)	0% (0)0% (0)	5	0	0
Facilities	40% (2)0% (0)	40% (2)0% (0)	20% (1)0% (0)	0% (0)0% (0)	0% (0)0% (0)	5	0	0
Financial Aid	80% (4)0% (0)	20% (1)0% (0)	0% (0)0% (0)	0% (0)0% (0)	0% (0)0% (0)	5	0	0
Many activities in the region	20% (1)0% (0)	40% (2)0% (0)	40% (2)0% (0)	0% (0)0% (0)	0% (0)0% (0)	5	0	0
Services/support to first generation students	20% (1)0% (0)	20% (1)0% (0)	60% (3)0% (0)	0% (0)0% (0)	0% (0)0% (0)	5	0	0
Volunteer opportunities	0% (0)0% (0)	80% (4)0% (0)	20% (1)0% (0)	0% (0)0% (0)	0% (0)0% (0)	5	0	0
Athletics	0% (0)0% (0)	40% (2)0% (0)	40% (2)0% (0)	20% (1)0% (0)	0% (0)0% (0)	5	0	0
Military-friendly	0% (0)0% (0)	20% (1)0% (0)	80% (4)0% (0)	0% (0)0% (0)	0% (0)0% (0)	5	0	0
LGBTQ-friendly	20% (1)0% (0)	40% (2)0% (0)	40% (2)0% (0)	0% (0)0% (0)	0% (0)0% (0)	5	0	0
Honors Program	0% (0)0% (0)	20% (1)0% (0)	60% (3)0% (0)	20% (1)0% (0)	0% (0)0% (0)	5	0	0
Employment prospects	50% (2)0% (0)	0% (0)0% (0)	50% (2)0% (0)	0% (0)0% (0)	0% (0)0% (0)	4	0	0
Internships	20% (1)0% (0)	40% (2)0% (0)	20% (1)0% (0)	20% (1)0% (0)	0% (0)0% (0)	5	0	0
Study Abroad opportunities	0% (0)0% (0)	40% (2)0% (0)	20% (1)0% (0)	40% (2)0% (0)	0% (0)0% (0)	5	0	0
ROTC/National Guard	0% (0)0% (0)	0% (0)0% (0)	60% (3)0% (0)	40% (2)0% (0)	0% (0)0% (0)	5	0	0
Total Respondents						5		
(skipped this question)						5		

20. How many times did you change your major at Fitchburg State University?



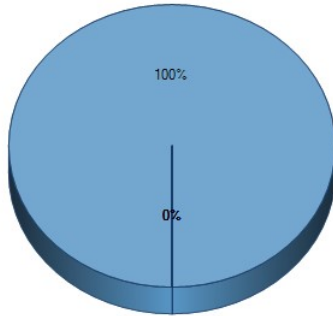
21. As you finish your degree journey at Fitchburg State University, we would like to know how much your time here has impacted your growth. Please select the answer that best fits our impact on your growth below.

	Very Significant	Significant	No Change	Insignificant	Very Insignificant	Response Total	Points	Avg
Academic Growth (broadened your perception of the need to learn)	40% (2)0% (0)	60% (3)0% (0)	0% (0)0% (0)	0% (0)0% (0)	0% (0)0% (0)	5	0	0

Personal Growth	60% (3)0% (0)	40% (2)0% (0)	0% (0)0% (0)	0% (0)0% (0)	0% (0)0% (0)	5	0	0
Professional Growth (broaden your understanding of the need to continue to learn to achieve your career goals)	60% (3)0% (0)	40% (2)0% (0)	0% (0)0% (0)	0% (0)0% (0)	0% (0)0% (0)	5	0	0

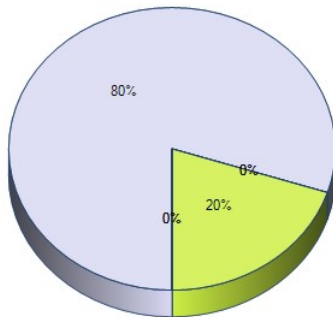
Total Respondents 5
(skipped this question) 5

22. To which gender identity do you most identify?



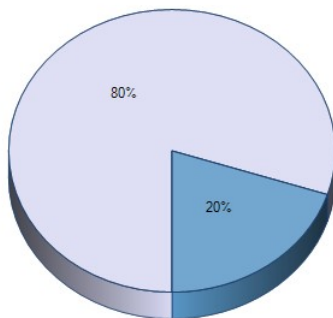
	Response Total	Response Percent
Male	0	0%
Female	5	100%
Transgender Male	0	0%
Transgender Female	0	0%
Do not identify as female, male or transgender	0	0%
Total Respondents	5	
(skipped this question)	5	

23. To which racial heritage do you predominantly identify?



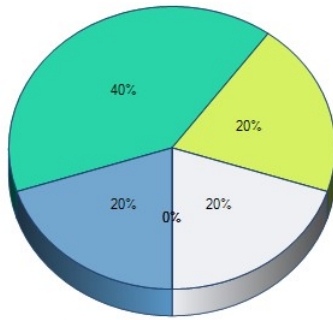
	Response Total	Response Percent
White/Caucasian	4	80%
Asian	0	0%
Hispanic/Latino	0	0%
Black/African American	1	20%
American Indian	0	0%
Other	0	0%
Total Respondents	5	
(skipped this question)	5	

24. During your time at the University, did you attend full-time or part-time?



	Response Total	Response Percent
Full-time	4	80%
Part-time	1	20%
Total Respondents	5	
(skipped this question)	5	

25. During your time at the University, approximately how many hours did you work per week?



- 0
- 1 - 10
- 11 - 20
- 21 - 30
- 31 - 40
- 40+

	Response Total	Response Percent
0	0	0%
1 - 10	1	20%
11 - 20	2	40%
21 - 30	1	20%
31 - 40	1	20%
40+	0	0%
Total Respondents (skipped this question)	5	5

26. How many dependents do you have (not including yourself)?

- 1
- 2
- 3
- 4
- 5
- 5+

	Response Total	Response Percent
1	0	0%
2	0	0%
3	0	0%
4	0	0%
5	0	0%
5+	0	0%
Total Respondents (skipped this question)	0	10