

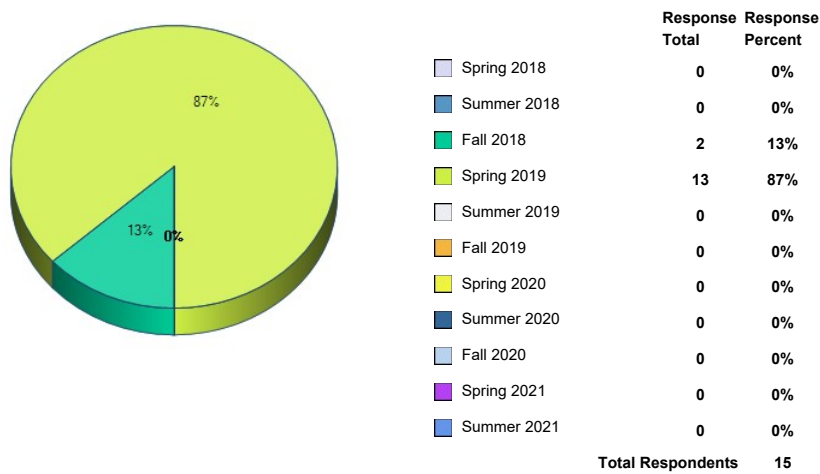


Graduating Student Feedback

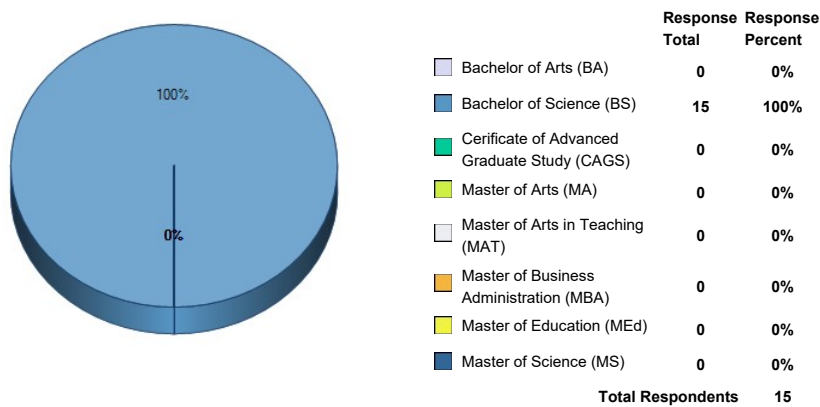
Survey Title: Graduating Student Feedback

Responses By Question Analysis:

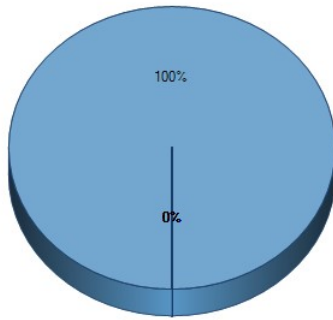
1. Please select the semester will you complete your program requirements from the list below:



2. Please select the Degree you are currently completing at Fitchburg State University from the list below:

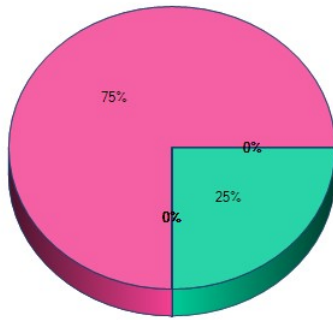


3. Please select the major field your studied for your degree:



	Response Total	Response Percent
Arts Education (MEd only)	0	0%
Biology	0	0%
Business Administration	0	0%
Chemistry	0	0%
Clinical Mental Health Counseling	0	0%
Communication (MS only)	0	0%
Communications Media	0	0%
Computer Information Systems	0	0%
Computer Science	0	0%
Criminal Justice	0	0%
Curriculum and Teaching	0	0%
Early Childhood Education	0	0%
Educational Leadership	0	0%
Economics	0	0%
Elementary Education	0	0%
English Studies	0	0%
Environmental and Earth Science	0	0%
Exercise and Sports Science	0	0%
Game Design	0	0%
Geographic Science and Technology	0	0%
History	0	0%
Human Services	0	0%
Industrial Technology	0	0%
Interdisciplinary Studies	0	0%
LECOM Early Acceptance	0	0%
Mathematics	0	0%
Middle School Education	0	0%
Nursing - General	15	100%
Nursing - LPN to Baccalaureate	0	0%
Nursing - RN to Baccalaureate	0	0%
Occupational/Vocational Education	0	0%
Political Science	0	0%
Psychological Science	0	0%
Sociology	0	0%
Special Education	0	0%
Technology Education (Grades 5-12)	0	0%
Total Respondents	15	

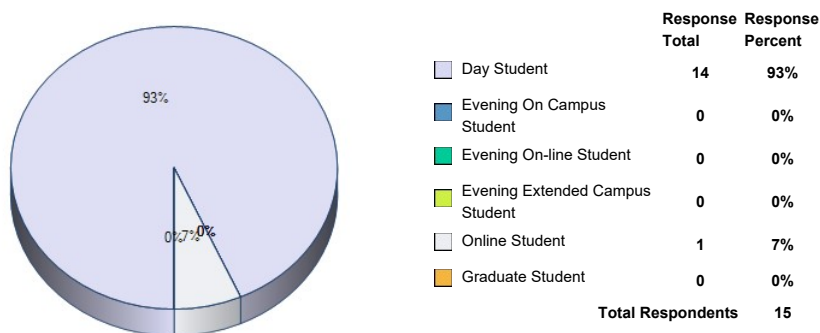
4. Please select your minor from the list below:



	Response Total	Response Percent
African-American Studies	0	0%
American Studies	0	0%
Art	0	0%
Art History	0	0%
Asian Studies	0	0%
Biology	0	0%
Business Administration	0	0%
Chemistry	0	0%
Communication Studies	0	0%
Computer Science	0	0%
Construction Technology	0	0%
Criminal Justice	0	0%
Deaf Studies	0	0%
Disability Studies	0	0%
Early Childhood Education	0	0%
Economics	0	0%
English Studies - Literature	0	0%
English Studies -- Professional Writing	0	0%
Environmental and Earth Science	0	0%
Film Studies	0	0%
French	0	0%
Game Design	0	0%
Geographic Design	0	0%
History	0	0%
History Secondary Education	0	0%
Industrial Training	0	0%
International Studies	0	0%
Latin	0	0%
Manufacturing Technology	0	0%
Mathematics	0	0%
Mathematics for Education	0	0%
Middle School Education	0	0%
Music	0	0%
Neuroscience, Behavior, and Cognition	0	0%
Peace Studies	0	0%
Philosophy	0	0%
Political Science	0	0%
Psychological Science	3	75%
Romance Languages	0	0%
Social Science	0	0%
Sociology	0	0%
Spanish	1	25%
Special Education	0	0%
Studio Art	0	0%
Theater	0	0%
Women, Gender and Sexuality Studies	0	0%
None	0	0%

Total Respondents 4
(skipped this question) 11

5. Please select the student group you most identify with from the list below:



6. Please rate the following academic experiences at Fitchburg State University:

	Excellent	Very Good	Good	Fair	Poor	Not Applicable	Response Total	Points	Avg
Availability of classes (e.g. time offered, seats open)	8.33% (1) 0% (0)	25% (3) 0% (0)	41.67% (5) 0% (0)	25% (3) 0% (0)	0% (0) 0% (0)	0% (0) 0% (0)	12	0	0
Frequency of course offerings	0% (0) 0% (0)	8.33% (1) 0% (0)	66.67% (8) 0% (0)	16.67% (2) 0% (0)	8.33% (1) 0% (0)	0% (0) 0% (0)	12	0	0
Size of classes	33.33% (4) 0% (0)	33.33% (4) 0% (0)	33.33% (4) 0% (0)	0% (0) 0% (0)	0% (0) 0% (0)	0% (0) 0% (0)	12	0	0
Quality of instruction	8.33% (1) 0% (0)	50% (6) 0% (0)	25% (3) 0% (0)	16.67% (2) 0% (0)	0% (0) 0% (0)	0% (0) 0% (0)	12	0	0
Quality of texts and other instructional materials	0% (0) 0% (0)	50% (6) 0% (0)	33.33% (4) 0% (0)	16.67% (2) 0% (0)	0% (0) 0% (0)	0% (0) 0% (0)	12	0	0
Availability of faculty outside of the classroom	8.33% (1) 0% (0)	41.67% (5) 0% (0)	33.33% (4) 0% (0)	16.67% (2) 0% (0)	0% (0) 0% (0)	0% (0) 0% (0)	12	0	0
Timeliness and relevance of course content	8.33% (1) 0% (0)	41.67% (5) 0% (0)	50% (6) 0% (0)	0% (0) 0% (0)	0% (0) 0% (0)	0% (0) 0% (0)	12	0	0
Quality of high impact (outside the classroom) experiences (e.g. internships, practicum, etc.)	25% (3) 0% (0)	33.33% (4) 0% (0)	25% (3) 0% (0)	8.33% (1) 0% (0)	0% (0) 0% (0)	8.33% (1) 0% (0)	12	0	0
Overall level of challenge in the coursework	16.67% (2) 0% (0)	58.33% (7) 0% (0)	25% (3) 0% (0)	0% (0) 0% (0)	0% (0) 0% (0)	0% (0) 0% (0)	12	0	0
Match between career goals and course-of-study requirements	16.67% (2) 0% (0)	58.33% (7) 0% (0)	25% (3) 0% (0)	0% (0) 0% (0)	0% (0) 0% (0)	0% (0) 0% (0)	12	0	0
Overall level of faculty advisement	27.27% (3) 0% (0)	45.45% (5) 0% (0)	27.27% (3) 0% (0)	0% (0) 0% (0)	0% (0) 0% (0)	0% (0) 0% (0)	11	0	0
Total Respondents							12		
(skipped this question)								3	

7. Please rate the quality of the facilities and activities offered at Fitchburg State University:

	Excellent	Very Good	Good	Fair	Poor	No Interaction	Response Total	Points	Avg
Classrooms	8.33% (1) 0% (0)	50% (6) 0% (0)	8.33% (1) 0% (0)	33.33% (4) 0% (0)	0% (0) 0% (0)	0% (0) 0% (0)	12	0	0
Labs	16.67% (2) 0% (0)	41.67% (5) 0% (0)	33.33% (4) 0% (0)	0% (0) 0% (0)	0% (0) 0% (0)	8.33% (1) 0% (0)	12	0	0
Other General facilities (e.g. studios, gym)	0% (0) 0% (0)	41.67% (5) 0% (0)	16.67% (2) 0% (0)	16.67% (2) 0% (0)	0% (0) 0% (0)	25% (3) 0% (0)	12	0	0
Computer Labs	0% (0) 0% (0)	50% (6) 0% (0)	33.33% (4) 0% (0)	8.33% (1) 0% (0)	0% (0) 0% (0)	8.33% (1) 0% (0)	12	0	0
Library	41.67% (5) 0% (0)	33.33% (4) 0% (0)	8.33% (1) 0% (0)	0% (0) 0% (0)	8.33% (1) 0% (0)	8.33% (1) 0% (0)	12	0	0
Technology in the classroom	8.33% (1) 0% (0)	33.33% (4) 0% (0)	33.33% (4) 0% (0)	8.33% (1) 0% (0)	8.33% (1) 0% (0)	8.33% (1) 0% (0)	12	0	0
Total Respondents							12	0	0

Online technologies utilized in your classes	16.67% (2) 0% (0)	33.33% (4) 0% (0)	25% (3) 0% (0)	8.33% (1) 0% (0)	8.33% (1) 0% (0)	8.33% (1) 0% (0)			
Musical or theatrical performances on-campus	0% (0) (0)	16.67% (2) 0% (0)	33.33% (4) 0% (0)	0% (0) (0)	0% (0) (0)	50% (6) 0% (0)	12	0	0
Intramural athletic offerings	0% (0) (0)	25% (3) (0)	33.33% (4) 0% (0)	0% (0) (0)	0% (0) (0)	41.67% (5) 0% (0)	12	0	0
Intercollegiate athletic events	8.33% (1) 0% (0)	33.33% (4) 0% (0)	16.67% (2) 0% (0)	0% (0) (0)	0% (0) (0)	41.67% (5) 0% (0)	12	0	0
Greek Life	0% (0) (0)	16.67% (2) 0% (0)	33.33% (4) 0% (0)	0% (0) (0)	8.33% (1) 0% (0)	41.67% (5) 0% (0)	12	0	0
Student Organizations	8.33% (1) 0% (0)	33.33% (4) 0% (0)	25% (3) (0)	0% (0) (0)	0% (0) (0)	33.33% (4) 0% (0)	12	0	0
Total Respondents							12		
(skipped this question)								3	

8. How well did Fitchburg State University prepare you in terms of the following skill sets:

	Very Well	Well	Neutral	Poorly	Very Poorly	Response Total	Points	Avg
Ability to think analytically and logically	50% (6) (0)	50% (6) (0)	0% (0) (0)	0% (0) (0)	0% (0) (0)	12	0	0
Ability to acquire new skills and knowledge on your own	50% (6) (0)	50% (6) (0)	0% (0) (0)	0% (0) (0)	0% (0) (0)	12	0	0
Ability to use the knowledge, ideas, or perspectives gained from your major field	50% (6) (0)	50% (6) (0)	0% (0) (0)	0% (0) (0)	0% (0) (0)	12	0	0
Ability to orally communicate well	41.67% (5) 0% (0)	41.67% (5) 0% (0)	16.67% (2) 0% (0)	0% (0) (0)	0% (0) (0)	12	0	0
Ability to judge information/ideas/actions/conclusions based on sources/methods/reasoning	50% (6) (0)	41.67% (5) 0% (0)	8.33% (1) 0% (0)	0% (0) (0)	0% (0) (0)	12	0	0
Ability to write effectively	41.67% (5) 0% (0)	50% (6) (0)	0% (0) (0)	8.33% (1) 0% (0)	0% (0) (0)	12	0	0
Ability to use information technology in intellectual and/or professional pursuits	41.67% (5) 0% (0)	50% (6) (0)	8.33% (1) 0% (0)	0% (0) (0)	0% (0) (0)	12	0	0
Ability to understand and appreciate cultural and ethnic differences between people	53.85% (7) 0% (0)	46.15% (6) 0% (0)	0% (0) (0)	0% (0) (0)	0% (0) (0)	13	0	0
Ability to understand international perspectives on economic, political, social, and cultural issues	53.85% (7) 0% (0)	46.15% (6) 0% (0)	0% (0) (0)	0% (0) (0)	0% (0) (0)	13	0	0
Ability to gain an understanding of or appreciation for the arts	41.67% (5) 0% (0)	50% (6) (0)	0% (0) (0)	8.33% (1) 0% (0)	0% (0) (0)	12	0	0
Ability to understand and apply quantitative principles and methods	41.67% (5) 0% (0)	58.33% (7) 0% (0)	0% (0) (0)	0% (0) (0)	0% (0) (0)	12	0	0
Ability to understand scientific method	50% (6) (0)	41.67% (5) 0% (0)	8.33% (1) 0% (0)	0% (0) (0)	0% (0) (0)	12	0	0
Total Respondents						12		
(skipped this question)								3

9. How well did Fitchburg State University prepare you for the following personal and professional situational skill sets:

	Very Well	Well	Neutral	Poorly	Very Poorly	Response Total	Points	Avg
Your ability to work as a member of a team or group	58.33% (7) (0)	41.67% (5) (0)	0% (0) (0)	0% (0) (0)	0% (0) (0)	12	0	0
Your ability to get along with people of diverse backgrounds and perspectives	66.67% (8) (0)	33.33% (4) (0)	0% (0) (0)	0% (0) (0)	0% (0) (0)	12	0	0
Your ability to lead others effectively	58.33% (7) (0)	41.67% (5) (0)	0% (0) (0)	0% (0) (0)	0% (0) (0)	12	0	0
Your ability to evaluate and choose between alternative courses of action	66.67% (8) (0)	33.33% (4) (0)	0% (0) (0)	0% (0) (0)	0% (0) (0)	12	0	0
Your awareness of contemporary issues and their causes and consequences	66.67% (8) (0)	33.33% (4) (0)	0% (0) (0)	0% (0) (0)	0% (0) (0)	12	0	0
Total Respondents						12		
(skipped this question)								3

10. We are always looking for feedback to help us with quality and improvements. Is there something you would like to share with us regarding facilities or your program that wasn't captured above?

1. We needed better library hours.
2. Offer all classes each semester to ensure students are able to graduate on time. rather than being put back a year due to classes not being offered.
3. Housing and parking facilities need some major improvement.

Total Respondents 3

(skipped this question) 12

11. What is your level of agreement with the following statements:

	Strongly Agree	Agree	Neutral	Disagree	Strongly Disagree	No Basis for Judgement	Response Total	Points	Avg
Faculty demonstrated commitment to my learning, personal well being and success	11.11% (1) 0% (0)	44.44% (4) 0% (0)	33.33% (3) 0% (0)	11.11% (1) 0% (0)	0% (0) 0%	0% (0) 0%	9	0	0
Administrators (e.g. vice presidents, deans and directors) demonstrated commitment to my learning, personal well being and success	0% (0) 0%	37.5% (3) 0% (0)	50% (4) 0%	12.5% (1) 0% (0)	0% (0) 0%	0% (0) 0%	8	0	0
Other University staff demonstrated commitment to my learning, personal well being and success	12.5% (1) 0% (0)	37.5% (3) 0% (0)	37.5% (3) 0% (0)	12.5% (1) 0% (0)	0% (0) 0%	0% (0) 0%	8	0	0
Library resources (e.g. books, database subscriptions, inter-library loan) were adequate for my research and learning needs	12.5% (1) 0% (0)	62.5% (5) 0% (0)	25% (2) 0%	0% (0) 0%	0% (0) 0%	0% (0) 0%	8	0	0
Library hours and web resource availability were adequate for my research and learning needs	0% (0) 0%	62.5% (5) 0% (0)	0% (0) 0%	25% (2) 0%	12.5% (1) 0% (0)	0% (0) 0%	8	0	0
Library staff were knowledgeable and demonstrated commitment to my learning and academic success.	12.5% (1) 0% (0)	50% (4) 0%	25% (2) 0%	0% (0) 0%	12.5% (1) 0% (0)	0% (0) 0%	8	0	0
I learned about research strategies and sources of information from the library staff.	12.5% (1) 0% (0)	50% (4) 0%	12.5% (1) 0% (0)	12.5% (1) 0% (0)	12.5% (1) 0% (0)	0% (0) 0%	8	0	0
Total Respondents							8		
(skipped this question)							7		

12. Please rate your overall experience with the following offices, programs and services at Fitchburg State University:

	Very Positive	Mostly Positive	Neutral	Mostly Negative	Very Negative	No Interaction	Was Unaware	Response Total	Points	Avg
Academic Department Office/Staff	12.5% (1) 0% (0)	75% (6) 0%	12.5% (1) 0% (0)	0% (0) 0%	0% (0) 0%	0% (0) 0%	0% (0) 0%	8	0	0
Admissions Office	12.5% (1) 0% (0)	62.5% (5) 0% (0)	25% (2) 0%	0% (0) 0%	0% (0) 0%	0% (0) 0%	0% (0) 0%	8	0	0
Advising Center	12.5% (1) 0% (0)	62.5% (5) 0% (0)	25% (2) 0%	0% (0) 0%	0% (0) 0%	0% (0) 0%	0% (0) 0%	8	0	0
Bookstore	0% (0) 0%	50% (4) 0%	50% (4) 0%	0% (0) 0%	0% (0) 0%	0% (0) 0%	0% (0) 0%	8	0	0
Capital Planning and Maintenance (e.g. buildings & grounds)	0% (0) 0%	75% (6) 0%	0% (0) 0%	0% (0) 0%	12.5% (1) 0% (0)	12.5% (1) 0% (0)	0% (0) 0%	8	0	0
Career Counseling Office	12.5% (1) 0% (0)	37.5% (3) 0% (0)	12.5% (1) 0% (0)	0% (0) 0%	0% (0) 0%	37.5% (3) 0% (0)	0% (0) 0%	8	0	0
Total Respondents								8	0	0

Center for Diversity and Inclusiveness	12.5% (1) 0% (0)	37.5% (3) 0% (0)	0% (0) (0)	0% (0) (0)	0% (0) (0)	50% (4) (0)	0% (0) (0)				
Chartwell's Dining Services	12.5% (1) 0% (0)	25% (2) (0)	25% (2) (0)	0% (0) (0)	25% (2) (0)	0% (0) (0)	12.5% (1) 0% (0)	0% (0) (0)	8	0	0
Commuter Affairs	25% (2) (0)	25% (2) (0)	0% (0) (0)	0% (0) (0)	0% (0) (0)	0% (0) (0)	50% (4) (0)	0% (0) (0)	8	0	0
Counseling Services	0% (0) (0)	25% (2) (0)	12.5% (1) 0% (0)	0% (0) (0)	0% (0) (0)	0% (0) (0)	50% (4) (0)	12.5% (1) 0% (0)	8	0	0
Disability Services	12.5% (1) 0% (0)	25% (2) (0)	0% (0) (0)	0% (0) (0)	0% (0) (0)	0% (0) (0)	62.5% (5) 0% (0)	0% (0) (0)	8	0	0
Financial Aid	14.29% (1) 0% (0)	42.86% (3) 0% (0)	28.57% (2) 0% (0)	0% (0) (0)	0% (0) (0)	0% (0) (0)	14.29% (1) 0% (0)	0% (0) (0)	7	0	0
Graduate and Continuing Education (GCE)	0% (0) (0)	25% (2) (0)	37.5% (3) 0% (0)	0% (0) (0)	0% (0) (0)	0% (0) (0)	37.5% (3) 0% (0)	0% (0) (0)	8	0	0
Health Services	12.5% (1) 0% (0)	50% (4) (0)	12.5% (1) 0% (0)	0% (0) (0)	0% (0) (0)	0% (0) (0)	12.5% (1) 0% (0)	12.5% (1) 0% (0)	8	0	0
Housing and Residential Services	0% (0) (0)	37.5% (3) 0% (0)	37.5% (3) 0% (0)	12.5% (1) 0% (0)	0% (0) (0)	0% (0) (0)	12.5% (1) 0% (0)	0% (0) (0)	8	0	0
Information Desk (Hammond Hall)	12.5% (1) 0% (0)	37.5% (3) 0% (0)	37.5% (3) 0% (0)	0% (0) (0)	0% (0) (0)	0% (0) (0)	12.5% (1) 0% (0)	0% (0) (0)	8	0	0
International Education (e.g. study abroad)	25% (2) (0)	62.5% (5) 0% (0)	0% (0) (0)	0% (0) (0)	0% (0) (0)	0% (0) (0)	12.5% (1) 0% (0)	0% (0) (0)	8	0	0
On-campus Job Recruitment	0% (0) (0)	25% (2) (0)	0% (0) (0)	0% (0) (0)	0% (0) (0)	0% (0) (0)	62.5% (5) 0% (0)	12.5% (1) 0% (0)	8	0	0
One Card	12.5% (1) 0% (0)	50% (4) (0)	25% (2) (0)	0% (0) (0)	0% (0) (0)	0% (0) (0)	12.5% (1) 0% (0)	0% (0) (0)	8	0	0
Online Services (e.g. financial aid, registration, add/drop)	12.5% (1) 0% (0)	62.5% (5) 0% (0)	12.5% (1) 0% (0)	12.5% (1) 0% (0)	0% (0) (0)	0% (0) (0)	0% (0) (0)	0% (0) (0)	8	0	0
Parking	0% (0) (0)	25% (2) (0)	12.5% (1) 0% (0)	37.5% (3) 0% (0)	25% (2) 0% (0)	0% (0) (0)	0% (0) (0)	0% (0) (0)	8	0	0
Recreation Services	12.5% (1) 0% (0)	37.5% (3) 0% (0)	37.5% (3) 0% (0)	0% (0) (0)	0% (0) (0)	0% (0) (0)	12.5% (1) 0% (0)	0% (0) (0)	8	0	0
Registrar's Office	12.5% (1) 0% (0)	62.5% (5) 0% (0)	12.5% (1) 0% (0)	0% (0) (0)	0% (0) (0)	0% (0) (0)	12.5% (1) 0% (0)	0% (0) (0)	8	0	0
Shuttle Service	12.5% (1) 0% (0)	50% (4) (0)	12.5% (1) 0% (0)	25% (2) 0% (0)	0% (0) (0)	0% (0) (0)	0% (0) (0)	0% (0) (0)	8	0	0
Student Accounts	14.29% (1) 0% (0)	71.43% (5) 0% (0)	14.29% (1) 0% (0)	0% (0) (0)	0% (0) (0)	0% (0) (0)	0% (0) (0)	0% (0) (0)	7	0	0
Student Development Office	12.5% (1) 0% (0)	62.5% (5) 0% (0)	25% (2) (0)	0% (0) (0)	0% (0) (0)	0% (0) (0)	0% (0) (0)	0% (0) (0)	8	0	0
Technology Help Desk	25% (2) (0)	50% (4) (0)	25% (2) (0)	0% (0) (0)	0% (0) (0)	0% (0) (0)	0% (0) (0)	0% (0) (0)	8	0	0
Tutor Center	25% (2) (0)	50% (4) (0)	12.5% (1) 0% (0)	0% (0) (0)	0% (0) (0)	0% (0) (0)	12.5% (1) 0% (0)	0% (0) (0)	8	0	0
University Catalog	12.5% (1) 0% (0)	50% (4) (0)	37.5% (3) 0% (0)	0% (0) (0)	0% (0) (0)	0% (0) (0)	0% (0) (0)	0% (0) (0)	8	0	0
University Email	12.5% (1) 0% (0)	62.5% (5) 0% (0)	25% (2) (0)	0% (0) (0)	0% (0) (0)	0% (0) (0)	0% (0) (0)	0% (0) (0)	8	0	0
University Police	12.5% (1) 0% (0)	75% (6) (0)	12.5% (1) 0% (0)	0% (0) (0)	0% (0) (0)	0% (0) (0)	0% (0) (0)	0% (0) (0)	8	0	0
University Website	12.5% (1) 0% (0)	50% (4) (0)	37.5% (3) 0% (0)	0% (0) (0)	0% (0) (0)	0% (0) (0)	0% (0) (0)	0% (0) (0)	8	0	0
Veteran Services	0% (0) (0)	37.5% (3) 0% (0)	0% (0) (0)	0% (0) (0)	0% (0) (0)	0% (0) (0)	50% (4) (0)	12.5% (1) 0% (0)	8	0	0
Volunteer Center	0% (0) (0)	50% (4) (0)	12.5% (1) 0% (0)	0% (0) (0)	0% (0) (0)	0% (0) (0)	37.5% (3) 0% (0)	0% (0) (0)	8	0	0

Total Respondents 8
(skipped this question) 7

13. Is there something that you would like to share with us regarding our faculty, staff, or administrators that wasn't captured in the questions above?

- The only downside that I have found with administration was that complete lack of help or interest to help students in the study abroad program. This was in no way the faculty that works within the office. Instead it was administration. I have also heard other students say the same.

Total Respondents 1

(skipped this question)

14

14. Is there something you would like to share with us regarding our offices, programs and services at Fitchburg State University that wasn't captured in the questions above?

- 1.

student accounts are the most clueless people when it comes to their job. every semester I had a issue that was poorly adressed

Total Respondents 1

(skipped this question) 14

15. Please select your level of agreement with the following statements:

	Very High	High	Average	Low	Very Low	Response Total	Points	Avg
Overall satisfaction with my experience with Fitchburg State University	50% (4)0% (0)	50% (4)0% (0)	0% (0)0% (0)	0% (0)0% (0)	0% (0)0% (0)	8	0	0
Likelihood that I will recommend the University to others	50% (4)0% (0)	50% (4)0% (0)	0% (0)0% (0)	0% (0)0% (0)	0% (0)0% (0)	8	0	0
Likelihood that I will stay connected to the campus after completion of my degree	50% (4)0% (0)	37.5% (3)0% (0)	12.5% (1)0% (0)	0% (0)0% (0)	0% (0)0% (0)	8	0	0

Total Respondents 8
(skipped this question) 7

16. As we have stated previously, we are always looking for feedback that will help us improve. Is there something more you would like to share with us about your overall experience at Fitchburg State University?

[No Answer Entered]

No responses were entered for this question.

Total Respondents 0

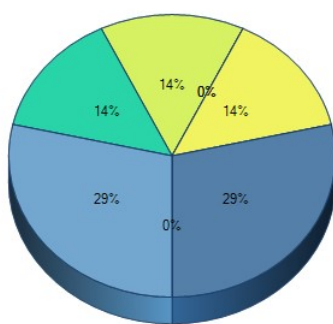
(skipped this question) 15

17. As you prepare to leave Fitchburg State University, we would like to know about your short-term plans. Please mark each of the following as they relate to you currently.

	Yes	No	Not Applicable	Response Total	Points	Avg
I am currently employed or have a job offer in a field closely related to my current program of study	100% (8)0% (0)	0% (0)0% (0)	0% (0)0% (0)	8	0	0
I am currently employed or have a job offer in a field that is not related to my current program of study	12.5% (1)0% (0)	75% (6)0% (0)	12.5% (1)0% (0)	8	0	0
I am searching for employment in a field closely related to my current program of study	50% (4)0% (0)	37.5% (3)0% (0)	12.5% (1)0% (0)	8	0	0
I am searching for employment in a field not closely related to my current program of study	0% (0)0% (0)	87.5% (7)0% (0)	12.5% (1)0% (0)	8	0	0
I have been accepted into a graduate program to continue my education at Fitchburg State University	0% (0)0% (0)	62.5% (5)0% (0)	37.5% (3)0% (0)	8	0	0
I have been accepted into a graduate or doctoral program to continue my education at another institution	0% (0)0% (0)	62.5% (5)0% (0)	37.5% (3)0% (0)	8	0	0
I am not planning to continue my education at this time	50% (4)0% (0)	25% (2)0% (0)	25% (2)0% (0)	8	0	0
I am pursuing the military	0% (0)0% (0)	87.5% (7)0% (0)	12.5% (1)0% (0)	8	0	0

Total Respondents 8
(skipped this question) 7

18. What is your current or expected (if you are just starting a new position) annual salary?

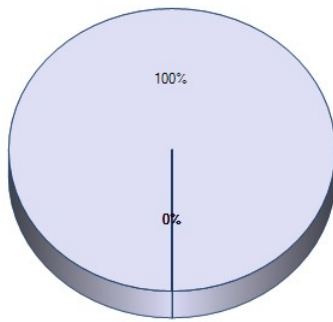


	Response Total	Response Percent
None - not working	0	0%
Less than \$20,000	2	29%
\$20,001 - \$30,000	1	14%
\$30,001 - \$40,000	1	14%
\$40,001 - \$50,000	0	0%
\$50,001 - \$60,000	0	0%
\$60,001 +	1	14%
Prefer not to disclose	2	29%
Total Respondents	7	
(skipped this question)	8	

19. How would you rate the importance of the following while attending Fitchburg State University:

	Very Important	Important	Neutral	Unimportant	Very Unimportant	Response Total	Points	Avg
Small, New England campus	42.86% (3) 0% (0)	28.57% (2) 0% (0)	28.57% (2) 0% (0)	0% (0)	0% (0)	7	0	0
Low student-to-faculty ratio	57.14% (4) 0% (0)	42.86% (3) 0% (0)	0% (0)	0% (0)	0% (0)	7	0	0
Accessible to my work/home/family	57.14% (4) 0% (0)	28.57% (2) 0% (0)	14.29% (1) 0% (0)	0% (0)	0% (0)	7	0	0
Close-knit, friendly culture	42.86% (3) 0% (0)	57.14% (4) 0% (0)	0% (0)	0% (0)	0% (0)	7	0	0
Diversity of student body	28.57% (2) 0% (0)	42.86% (3) 0% (0)	28.57% (2) 0% (0)	0% (0)	0% (0)	7	0	0
Academic program(s)	57.14% (4) 0% (0)	28.57% (2) 0% (0)	14.29% (1) 0% (0)	0% (0)	0% (0)	7	0	0
Affordability	85.71% (6) 0% (0)	14.29% (1) 0% (0)	0% (0)	0% (0)	0% (0)	7	0	0
Faculty	42.86% (3) 0% (0)	42.86% (3) 0% (0)	14.29% (1) 0% (0)	0% (0)	0% (0)	7	0	0
Residential life	42.86% (3) 0% (0)	57.14% (4) 0% (0)	0% (0)	0% (0)	0% (0)	7	0	0
Facilities	42.86% (3) 0% (0)	57.14% (4) 0% (0)	0% (0)	0% (0)	0% (0)	7	0	0
Financial Aid	57.14% (4) 0% (0)	42.86% (3) 0% (0)	0% (0)	0% (0)	0% (0)	7	0	0
Many activities in the region	0% (0)	71.43% (5) 0% (0)	28.57% (2) 0% (0)	0% (0)	0% (0)	7	0	0
Services/support to first generation students	28.57% (2) 0% (0)	42.86% (3) 0% (0)	14.29% (1) 0% (0)	14.29% (1) 0% (0)	0% (0)	7	0	0
Volunteer opportunities	0% (0)	42.86% (3) 0% (0)	57.14% (4) 0% (0)	0% (0)	0% (0)	7	0	0
Athletics	0% (0)	71.43% (5) 0% (0)	14.29% (1) 0% (0)	14.29% (1) 0% (0)	0% (0)	7	0	0
Military-friendly	28.57% (2) 0% (0)	14.29% (1) 0% (0)	42.86% (3) 0% (0)	14.29% (1) 0% (0)	0% (0)	7	0	0
LGBTQ-friendly	42.86% (3) 0% (0)	28.57% (2) 0% (0)	28.57% (2) 0% (0)	0% (0)	0% (0)	7	0	0
Honors Program	28.57% (2) 0% (0)	42.86% (3) 0% (0)	14.29% (1) 0% (0)	14.29% (1) 0% (0)	0% (0)	7	0	0
Employment prospects	57.14% (4) 0% (0)	28.57% (2) 0% (0)	14.29% (1) 0% (0)	0% (0)	0% (0)	7	0	0
Internships	57.14% (4) 0% (0)	28.57% (2) 0% (0)	0% (0)	14.29% (1) 0% (0)	0% (0)	7	0	0
Study Abroad opportunities	57.14% (4) 0% (0)	28.57% (2) 0% (0)	0% (0)	0% (0)	14.29% (1) 0% (0)	7	0	0
ROTC/National Guard	14.29% (1) 0% (0)	14.29% (1) 0% (0)	42.86% (3) 0% (0)	14.29% (1) 0% (0)	14.29% (1) 0% (0)	7	0	0
Total Respondents	7					7		
(skipped this question)						8		

20. How many times did you change your major at Fitchburg State University?

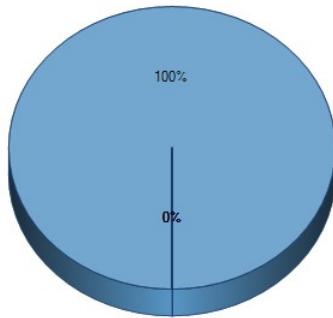


	Response Total	Response Percent
None	7	100%
Once	0	0%
2 Times	0	0%
3 times	0	0%
More than 3 times	0	0%
Total Respondents	7	
(skipped this question)	8	

21. As you finish your degree journey at Fitchburg State University, we would like to know how much your time here has impacted your growth. Please select the answer that best fits our impact on your growth below.

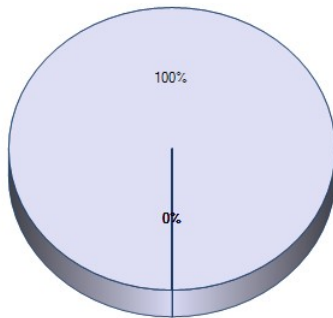
	Very Significant	Significant	No Change	Insignificant	Very Insignificant	Response Total	Points	Avg
Academic Growth (broadened your perception of the need to learn)	85.71% (6) 0% (0)	14.29% (1) 0% (0)	0% (0) 0% (0)	0% (0) 0% (0)	0% (0) 0% (0)	7	0	0
Personal Growth	85.71% (6) 0% (0)	14.29% (1) 0% (0)	0% (0) 0% (0)	0% (0) 0% (0)	0% (0) 0% (0)	7	0	0
Professional Growth (broaden your understanding of the need to continue to learn to achieve your career goals)	71.43% (5) 0% (0)	28.57% (2) 0% (0)	0% (0) 0% (0)	0% (0) 0% (0)	0% (0) 0% (0)	7	0	0
Total Respondents						7		
(skipped this question)						8		

22. To which gender identity do you most identify?



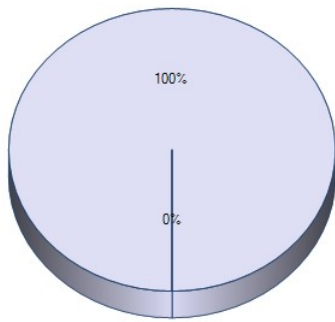
	Response Total	Response Percent
Male	0	0%
Female	7	100%
Transgender Male	0	0%
Transgender Female	0	0%
Do not identify as female, male or transgender	0	0%
Total Respondents	7	
(skipped this question)	8	

23. To which racial heritage do you predominantly identify?



	Response Total	Response Percent
White/Caucasian	7	100%
Asian	0	0%
Hispanic/Latino	0	0%
Black/African American	0	0%
American Indian	0	0%
Other	0	0%
Total Respondents	7	
(skipped this question)	8	

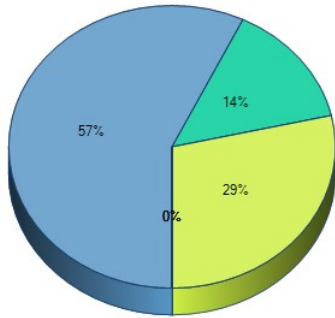
24. During your time at the University, did you attend full-time or part-time?



- Full-time
- Part-time

	Response Total	Response Percent
Full-time	7	100%
Part-time	0	0%
Total Respondents	7	
(skipped this question)	8	

25. During your time at the University, approximately how many hours did you work per week?



- 0
- 1 - 10
- 11 - 20
- 21 - 30
- 31 - 40
- 40+

	Response Total	Response Percent
0	0	0%
1 - 10	4	57%
11 - 20	1	14%
21 - 30	2	29%
31 - 40	0	0%
40+	0	0%
Total Respondents	7	
(skipped this question)	8	

26. How many dependents do you have (not including yourself)?

- 1
- 2
- 3
- 4
- 5
- 5+

	Response Total	Response Percent
1	0	0%
2	0	0%
3	0	0%
4	0	0%
5	0	0%
5+	0	0%
Total Respondents	0	
(skipped this question)	15	