

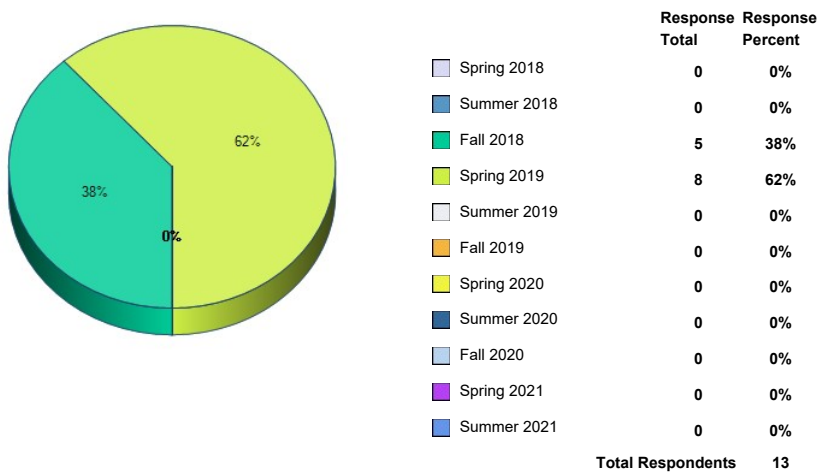


## Graduating Student Feedback

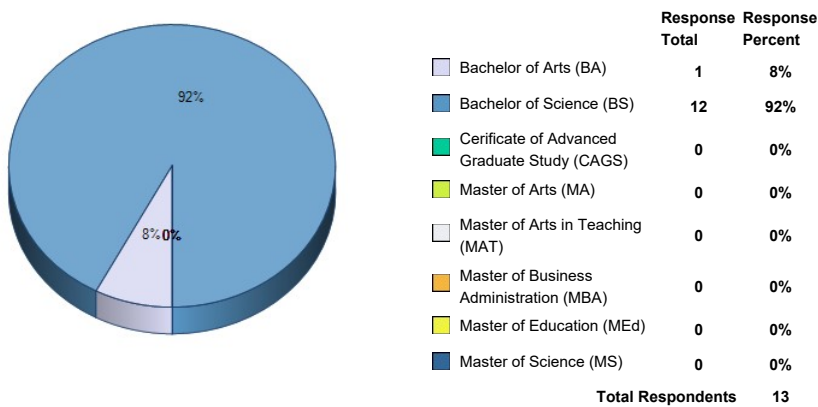
Survey Title: Graduating Student Feedback

### Responses By Question Analysis:

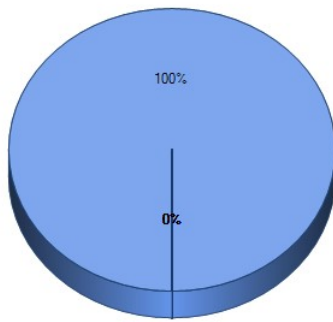
1. Please select the semester will you complete your program requirements from the list below:



2. Please select the Degree you are currently completing at Fitchburg State University from the list below:

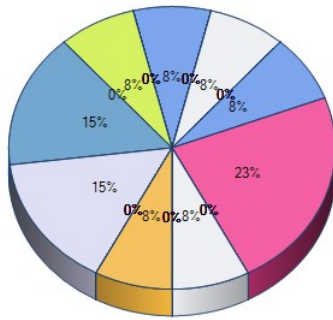


3. Please select the major field your studied for your degree:



	Response Total	Response Percent
Arts Education (MEd only)	0	0%
Biology	0	0%
Business Administration	0	0%
Chemistry	0	0%
Clinical Mental Health Counseling	0	0%
Communication (MS only)	0	0%
Communications Media	0	0%
Computer Information Systems	0	0%
Computer Science	0	0%
Criminal Justice	0	0%
Curriculum and Teaching	0	0%
Early Childhood Education	0	0%
Educational Leadership	0	0%
Economics	0	0%
Elementary Education	0	0%
English Studies	0	0%
Environmental and Earth Science	0	0%
Exercise and Sports Science	0	0%
Game Design	0	0%
Geographic Science and Technology	0	0%
History	0	0%
Human Services	0	0%
Industrial Technology	0	0%
Interdisciplinary Studies	13	100%
LECOM Early Acceptance	0	0%
Mathematics	0	0%
Middle School Education	0	0%
Nursing - General	0	0%
Nursing - LPN to Baccalaureate	0	0%
Nursing - RN to Baccalaureate	0	0%
Occupational/Vocational Education	0	0%
Political Science	0	0%
Psychological Science	0	0%
Sociology	0	0%
Special Education	0	0%
Technology Education (Grades 5-12)	0	0%
<b>Total Respondents</b>	<b>13</b>	

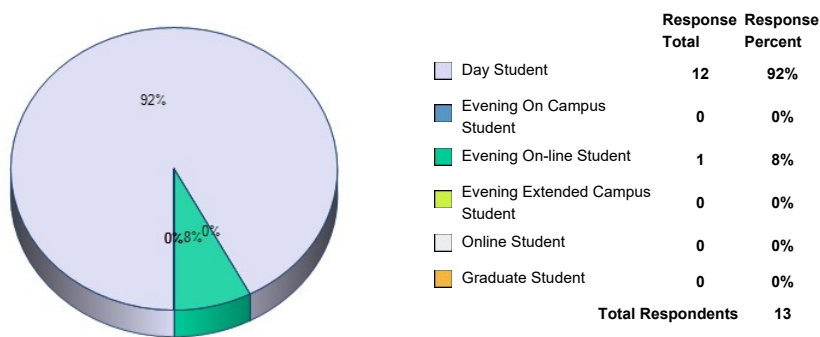
4. Please select your minor from the list below:



	Response Total	Response Percent
African-American Studies	0	0%
American Studies	0	0%
Art	0	0%
Art History	0	0%
Asian Studies	0	0%
Biology	1	8%
Business Administration	0	0%
Chemistry	0	0%
Communication Studies	0	0%
Computer Science	0	0%
Construction Technology	0	0%
Criminal Justice	0	0%
Deaf Studies	0	0%
Disability Studies	2	15%
Early Childhood Education	2	15%
Economics	0	0%
English Studies - Literature	1	8%
English Studies -- Professional Writing	0	0%
Environmental and Earth Science	0	0%
Film Studies	0	0%
French	0	0%
Game Design	0	0%
Geographic Design	0	0%
History	1	8%
History Secondary Education	0	0%
Industrial Training	0	0%
International Studies	0	0%
Latin	0	0%
Manufacturing Technology	0	0%
Mathematics	0	0%
Mathematics for Education	1	8%
Middle School Education	0	0%
Music	0	0%
Neuroscience, Behavior, and Cognition	0	0%
Peace Studies	0	0%
Philosophy	0	0%
Political Science	1	8%
Psychological Science	3	23%
Romance Languages	0	0%
Social Science	0	0%
Sociology	0	0%
Spanish	0	0%
Special Education	0	0%
Studio Art	1	8%
Theater	0	0%
Women, Gender and Sexuality Studies	0	0%
None	0	0%

Total Respondents 13

5. Please select the student group you most identify with from the list below:



6. Please rate the following academic experiences at Fitchburg State University:

	Excellent	Very Good	Good	Fair	Poor	Not Applicable	Response Total	Points	Avg
Availability of classes (e.g. time offered, seats open)	40% (4)0% (0)	40% (4)0% (0)	0% (0)0% (0)	10% (1)0% (0)	10% (1)0% (0)	0% (0)0% (0)	10	0	0
Frequency of course offerings	20% (2)0% (0)	40% (4)0% (0)	20% (2)0% (0)	10% (1)0% (0)	10% (1)0% (0)	0% (0)0% (0)	10	0	0
Size of classes	60% (6)0% (0)	20% (2)0% (0)	0% (0)0% (0)	20% (2)0% (0)	0% (0)0% (0)	0% (0)0% (0)	10	0	0
Quality of instruction	60% (6)0% (0)	30% (3)0% (0)	0% (0)0% (0)	10% (1)0% (0)	0% (0)0% (0)	0% (0)0% (0)	10	0	0
Quality of texts and other instructional materials	40% (4)0% (0)	40% (4)0% (0)	10% (1)0% (0)	0% (0)0% (0)	10% (1)0% (0)	0% (0)0% (0)	10	0	0
Availability of faculty outside of the classroom	60% (6)0% (0)	20% (2)0% (0)	10% (1)0% (0)	0% (0)0% (0)	10% (1)0% (0)	0% (0)0% (0)	10	0	0
Timeliness and relevance of course content	60% (6)0% (0)	30% (3)0% (0)	0% (0)0% (0)	0% (0)0% (0)	10% (1)0% (0)	0% (0)0% (0)	10	0	0
Quality of high impact (outside the classroom) experiences (e.g. internships, practicum, etc.)	50% (5)0% (0)	10% (1)0% (0)	10% (1)0% (0)	0% (0)0% (0)	10% (1)0% (0)	20% (2)0% (0)	10	0	0
Overall level of challenge in the coursework	40% (4)0% (0)	40% (4)0% (0)	10% (1)0% (0)	0% (0)0% (0)	10% (1)0% (0)	0% (0)0% (0)	10	0	0
Match between career goals and course-of-study requirements	40% (4)0% (0)	30% (3)0% (0)	20% (2)0% (0)	0% (0)0% (0)	10% (1)0% (0)	0% (0)0% (0)	10	0	0
Overall level of faculty advisement	70% (7)0% (0)	10% (1)0% (0)	10% (1)0% (0)	10% (1)0% (0)	0% (0)0% (0)	0% (0)0% (0)	10	0	0
<b>Total Respondents</b>							<b>10</b>		
(skipped this question)							3		

7. Please rate the quality of the facilities and activities offered at Fitchburg State University:

	Excellent	Very Good	Good	Fair	Poor	No Interaction	Response Total	Points	Avg
Classrooms	50% (5)0% (0)	20% (2)0% (0)	10% (1)0% (0)	10% (1)0% (0)	10% (1)0% (0)	0% (0)0% (0)	10	0	0
Labs	55.56% (5)0% (0)	0% (0)0% (0)	0% (0)0% (0)	0% (0)0% (0)	0% (0)0% (0)	44.44% (4)0% (0)	9	0	0
Other General facilities (e.g. studios, gym)	40% (4)0% (0)	10% (1)0% (0)	20% (2)0% (0)	20% (2)0% (0)	0% (0)0% (0)	10% (1)0% (0)	10	0	0
Computer Labs	40% (4)0% (0)	10% (1)0% (0)	20% (2)0% (0)	0% (0)0% (0)	10% (1)0% (0)	20% (2)0% (0)	10	0	0
Library	70% (7)0% (0)	10% (1)0% (0)	10% (1)0% (0)	0% (0)0% (0)	0% (0)0% (0)	10% (1)0% (0)	10	0	0
Technology in the classroom	30% (3)0% (0)	30% (3)0% (0)	20% (2)0% (0)	10% (1)0% (0)	10% (1)0% (0)	0% (0)0% (0)	10	0	0
Online technologies utilized in your classes	30% (3)0% (0)	50% (5)0% (0)	0% (0)0% (0)	10% (1)0% (0)	10% (1)0% (0)	0% (0)0% (0)	10	0	0
Musical or theatrical performances on-campus	40% (4)0% (0)	20% (2)0% (0)	0% (0)0% (0)	10% (1)0% (0)	0% (0)0% (0)	30% (3)0% (0)	10	0	0

Intramural athletic offerings	20% (2)0% (0)	20% (2)0% (0)	0% (0)0% (0)	0% (0)0% (0)	0% (0)0% (0)	60% (6)0% (0)	10	0	0
Intercollegiate athletic events	20% (2)0% (0)	20% (2)0% (0)	0% (0)0% (0)	0% (0)0% (0)	0% (0)0% (0)	60% (6)0% (0)	10	0	0
Greek Life	20% (2)0% (0)	10% (1)0% (0)	0% (0)0% (0)	0% (0)0% (0)	0% (0)0% (0)	70% (7)0% (0)	10	0	0
Student Organizations	50% (5)0% (0)	0% (0)0% (0)	0% (0)0% (0)	0% (0)0% (0)	10% (1)0% (0)	40% (4)0% (0)	10	0	0
<b>Total Respondents</b>							<b>10</b>		
							(skipped this question)	3	

**8.** How well did Fitchburg State University prepare you in terms of the following skill sets:

	Very Well	Well	Neutral	Poorly	Very Poorly	Response Total	Points	Avg	
Ability to think analytically and logically	66.67% (6) 0% (0)	22.22% (2) 0% (0)	0% (0)0% (0)	0% (0)0% (0)	11.11% (1) 0% (0)	9	0	0	
Ability to acquire new skills and knowledge on your own	88.89% (8) 0% (0)	0% (0)0% (0)	0% (0)0% (0)	0% (0)0% (0)	11.11% (1) 0% (0)	9	0	0	
Ability to use the knowledge, ideas, or perspectives gained from your major field	66.67% (6) 0% (0)	22.22% (2) 0% (0)	0% (0)0% (0)	0% (0)0% (0)	11.11% (1) 0% (0)	9	0	0	
Ability to orally communicate well	55.56% (5) 0% (0)	33.33% (3) 0% (0)	0% (0)0% (0)	0% (0)0% (0)	11.11% (1) 0% (0)	9	0	0	
Ability to judge information/ideas/actions/conclusions based on sources/methods/reasoning	66.67% (6) 0% (0)	22.22% (2) 0% (0)	0% (0)0% (0)	0% (0)0% (0)	11.11% (1) 0% (0)	9	0	0	
Ability to write effectively	77.78% (7) 0% (0)	0% (0)0% (0)	0% (0)0% (0)	11.11% (1) 0% (0)	11.11% (1) 0% (0)	9	0	0	
Ability to use information technology in intellectual and/or professional pursuits	66.67% (6) 0% (0)	11.11% (1) 0% (0)	11.11% (1) 0% (0)	0% (0)0% (0)	11.11% (1) 0% (0)	9	0	0	
Ability to understand and appreciate cultural and ethnic differences between people	77.78% (7) 0% (0)	11.11% (1) 0% (0)	0% (0)0% (0)	0% (0)0% (0)	11.11% (1) 0% (0)	9	0	0	
Ability to understand international perspectives on economic, political, social, and cultural issues	66.67% (6) 0% (0)	22.22% (2) 0% (0)	0% (0)0% (0)	0% (0)0% (0)	11.11% (1) 0% (0)	9	0	0	
Ability to gain an understanding of or appreciation for the arts	55.56% (5) 0% (0)	11.11% (1) 0% (0)	22.22% (2) 0% (0)	0% (0)0% (0)	11.11% (1) 0% (0)	9	0	0	
Ability to understand and apply quantitative principles and methods	55.56% (5) 0% (0)	33.33% (3) 0% (0)	0% (0)0% (0)	0% (0)0% (0)	11.11% (1) 0% (0)	9	0	0	
Ability to understand scientific method	55.56% (5) 0% (0)	33.33% (3) 0% (0)	0% (0)0% (0)	0% (0)0% (0)	11.11% (1) 0% (0)	9	0	0	
<b>Total Respondents</b>							<b>9</b>		
							(skipped this question)	4	

**9.** How well did Fitchburg State University prepare you for the following personal and professional situational skill sets:

	Very Well	Well	Neutral	Poorly	Very Poorly	Response Total	Points	Avg	
Your ability to work as a member of a team or group	66.67% (6)0% (0)	22.22% (2)0% (0)	0% (0)0% (0)	11.11% (1)0% (0)	0% (0)0% (0) (0)	9	0	0	
Your ability to get along with people of diverse backgrounds and perspectives	77.78% (7)0% (0)	11.11% (1)0% (0)	0% (0)0% (0)	0% (0)0% (0) (0)	11.11% (1)0% (0)	9	0	0	
Your ability to lead others effectively	55.56% (5)0% (0)	33.33% (3)0% (0)	0% (0)0% (0)	0% (0)0% (0) (0)	11.11% (1)0% (0)	9	0	0	
Your ability to evaluate and choose between alternative courses of action	77.78% (7)0% (0)	11.11% (1)0% (0)	0% (0)0% (0)	0% (0)0% (0) (0)	11.11% (1)0% (0)	9	0	0	
Your awareness of contemporary issues and their causes and consequences	77.78% (7)0% (0)	11.11% (1)0% (0)	0% (0)0% (0)	0% (0)0% (0) (0)	11.11% (1)0% (0)	9	0	0	
<b>Total Respondents</b>							<b>9</b>		
							(skipped this question)	4	

**10.** We are always looking for feedback to help us with quality and improvements. Is there something you would like to share with us regarding facilities or your program that wasn't captured above?

1. N/A
2. Too often are the rooms in the school of abysmal quality and distracting from classes, construction efforts are disruptive, and parking makes being a commuter an unbearable pain. Instruction at the school wildly

varies and often is completely arbitrary or unhelpful in teaching a topic. And of particular note is the terrible lack of professional in scheduling classes and aiding students to graduation. Not even worth 50% of the cash put into the school.

Lastly the computer science program fails to prepare people for even basic new trends in the field and did nothing to serve me nor any future graduates of the program.

- 3. Air conditioning in academic buildings as well as other campus buildings is something I enjoy. I would've liked to have AC in the dorm buildings however we have access to the buildings that are air conditioned at all times so it makes it a little better in the extreme heat.
- 4. No. Overall, I truly enjoyed my time at FSU.
- 5. Parking is very hard for off campus students who need to go to the bookstore, or student services.
- 6. I had the most incredible advisor who pushed me and kept me on track with my academics. I would not have been able to do this without her. Big thank you to Dr. Nichols!

Total Respondents 6

(skipped this question) 7

**11.** What is your level of agreement with the following statements:

	Strongly Agree	Agree	Neutral	Disagree	Strongly Disagree	No Basis for Judgement	Response Total	Points	Avg
Faculty demonstrated commitment to my learning, personal well being and success	77.78% (7) 0% (0)	11.11% (1) 0% (0)	0% (0) (0)	0% (0) (0)	11.11% (1) 0% (0)	0% (0) (0)	9	0	0
Administrators (e.g. vice presidents, deans and directors) demonstrated commitment to my learning, personal well being and success	55.56% (5) 0% (0)	22.22% (2) 0% (0)	0% (0) (0)	0% (0) (0)	11.11% (1) 0% (0)	11.11% (1) 0% (0)	9	0	0
Other University staff demonstrated commitment to my learning, personal well being and success	66.67% (6) 0% (0)	22.22% (2) 0% (0)	0% (0) (0)	0% (0) (0)	11.11% (1) 0% (0)	0% (0) (0)	9	0	0
Library resources (e.g. books, database subscriptions, inter-library loan) were adequate for my research and learning needs	66.67% (6) 0% (0)	11.11% (1) 0% (0)	0% (0) (0)	0% (0) (0)	11.11% (1) 0% (0)	11.11% (1) 0% (0)	9	0	0
Library hours and web resource availability were adequate for my research and learning needs	66.67% (6) 0% (0)	22.22% (2) 0% (0)	0% (0) (0)	0% (0) (0)	11.11% (1) 0% (0)	0% (0) (0)	9	0	0
Library staff were knowledgeable and demonstrated commitment to my learning and academic success.	55.56% (5) 0% (0)	11.11% (1) 0% (0)	0% (0) (0)	0% (0) (0)	11.11% (1) 0% (0)	22.22% (2) 0% (0)	9	0	0
I learned about research strategies and sources of information from the library staff.	55.56% (5) 0% (0)	11.11% (1) 0% (0)	0% (0) (0)	0% (0) (0)	11.11% (1) 0% (0)	22.22% (2) 0% (0)	9	0	0
<b>Total Respondents</b>							9		
(skipped this question)							4		

**12.** Please rate your overall experience with the following offices, programs and services at Fitchburg State University:

	Very Positive	Mostly Positive	Neutral	Mostly Negative	Very Negative	No Interaction	Was Unaware	Response Total	Points	Avg
Academic Department Office/Staff	77.78% (7) 0% (0)	11.11% (1) 0% (0)	0% (0) (0)	0% (0) (0)	11.11% (1) 0% (0)	0% (0) (0)	0% (0) (0)	9	0	0
Admissions Office	77.78% (7) 0% (0)	11.11% (1) 0% (0)	0% (0) (0)	0% (0) (0)	11.11% (1) 0% (0)	0% (0) (0)	0% (0) (0)	9	0	0
Advising Center	55.56% (5) 0% (0)	11.11% (1) 0% (0)	0% (0) (0)	0% (0) (0)	0% (0) (0)	33.33% (3) 0% (0)	0% (0) (0)	9	0	0
Bookstore	44.44% (4) 0% (0)	22.22% (2) 0% (0)	22.22% (2) 0% (0)	0% (0) (0)	0% (0) (0)	11.11% (1) 0% (0)	0% (0) (0)	9	0	0
Capital Planning and Maintenance	33.33% (3) 0% (0)	11.11% (1) 0% (0)	33.33% (3) 0% (0)	0% (0) (0)	0% (0) (0)	22.22% (2) 0% (0)	0% (0) (0)	9	0	0



Total Respondents 3

(skipped this question) 10

14. Is there something you would like to share with us regarding our offices, programs and services at Fitchburg State University that wasn't captured in the questions above?

1. N/A
2. Parking and housing/residential services have been one of the worst offices I've dealt with including having to pay bogus tickets not attributed to my licence plate and filling out unnecessary forms to reveal private information. I'll be walking in the snow rather than pay for a pass.
3. No.

Total Respondents 3

(skipped this question) 10

15. Please select your level of agreement with the following statements:

	Very High	High	Average	Low	Very Low	Response Total	Points	Avg
Overall satisfaction with my experience with Fitchburg State University	77.78% (7)0% (0)	11.11% (1)0% (0)	0% (0)0% (0)	0% (0)0% (0)	11.11% (1)0% (0)	9	0	0
Likelihood that I will recommend the University to others	77.78% (7)0% (0)	11.11% (1)0% (0)	0% (0)0% (0)	0% (0)0% (0)	11.11% (1)0% (0)	9	0	0
Likelihood that I will stay connected to the campus after completion of my degree	33.33% (3)0% (0)	44.44% (4)0% (0)	11.11% (1)0% (0)	0% (0)0% (0)	11.11% (1)0% (0)	9	0	0

Total Respondents 9  
(skipped this question) 4

16. As we have stated previously, we are always looking for feedback that will help us improve. Is there something more you would like to share with us about your overall experience at Fitchburg State University?

1. N/A
2. A terrible experience watching my parents hemorrhage money into the wallets of distant elitists. Hardly academic and I'll be sooner to get a job on my own merit than by academic credentials.
3. I hope to attend graduate classes at FSU in the future.

Total Respondents 3

(skipped this question) 10

17. As you prepare to leave Fitchburg State University, we would like to know about your short-term plans. Please mark each of the following as they relate to you currently.

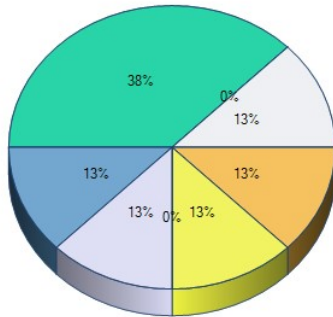
	Yes	No	Not Applicable	Response Total	Points	Avg
I am currently employed or have a job offer in a field closely related to my current program of study	25% (2)0% (0)	75% (6)0% (0)	0% (0)0% (0)	8	0	0
I am currently employed or have a job offer in a field that is not related to my current program of study	50% (4)0% (0)	37.5% (3)0% (0)	12.5% (1)0% (0)	8	0	0
I am searching for employment in a field closely related to my current program of study	75% (6)0% (0)	12.5% (1)0% (0)	12.5% (1)0% (0)	8	0	0
I am searching for employment in a field not closely related to my current program of study	12.5% (1)0% (0)	75% (6)0% (0)	12.5% (1)0% (0)	8	0	0
I have been accepted into a graduate program to continue my education at Fitchburg State University	0% (0)0% (0)	62.5% (5)0% (0)	37.5% (3)0% (0)	8	0	0
I have been accepted into a graduate or doctoral program to continue my education at another institution	0% (0)0% (0)	62.5% (5)0% (0)	37.5% (3)0% (0)	8	0	0
	25% (2)0% (0)	50% (4)0% (0)	25% (2)0% (0)	8	0	0



I am not planning to continue my education at this time

I am pursuing the military	0% (0)	0% (0)	62.5% (5)	0% (0)	37.5% (3)	0% (0)	8	0	0
<b>Total Respondents</b>							<b>8</b>		
(skipped this question)							5		

**18.** What is your current or expected (if you are just starting a new position) annual salary?



	Response Total	Response Percent
None - not working	1	12%
Less than \$20,000	1	12%
\$20,001 - \$30,000	3	38%
\$30,001 - \$40,000	0	0%
\$40,001 - \$50,000	1	12%
\$50,001 - \$60,000	1	12%
\$60,001 +	1	12%
Prefer not to disclose	0	0%

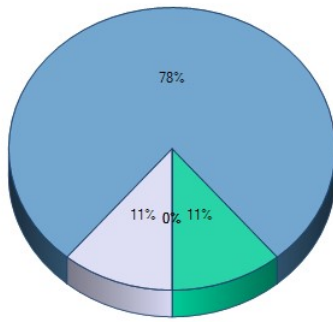
<b>Total Respondents</b>	<b>8</b>
(skipped this question)	5

**19.** How would you rate the importance of the following while attending Fitchburg State University:

	Very Important	Important	Neutral	Unimportant	Very Unimportant	Response Total	Points	Avg
Small, New England campus	44.44% (4)	33.33% (3)	22.22% (2)	0% (0)	0% (0)	9	0	0
Low student-to-faculty ratio	66.67% (6)	33.33% (3)	0% (0)	0% (0)	0% (0)	9	0	0
Accessible to my work/home/family	66.67% (6)	33.33% (3)	0% (0)	0% (0)	0% (0)	9	0	0
Close-knit, friendly culture	33.33% (3)	33.33% (3)	11.11% (1)	11.11% (1)	11.11% (1)	9	0	0
Diversity of student body	55.56% (5)	0% (0)	22.22% (2)	11.11% (1)	11.11% (1)	9	0	0
Academic program(s)	88.89% (8)	0% (0)	0% (0)	11.11% (1)	0% (0)	9	0	0
Affordability	88.89% (8)	11.11% (1)	0% (0)	0% (0)	0% (0)	9	0	0
Faculty	88.89% (8)	0% (0)	0% (0)	0% (0)	11.11% (1)	9	0	0
Residential life	44.44% (4)	11.11% (1)	11.11% (1)	11.11% (1)	22.22% (2)	9	0	0
Facilities	44.44% (4)	44.44% (4)	0% (0)	0% (0)	11.11% (1)	9	0	0
Financial Aid	66.67% (6)	11.11% (1)	11.11% (1)	0% (0)	11.11% (1)	9	0	0
Many activities in the region	33.33% (3)	11.11% (1)	22.22% (2)	22.22% (2)	11.11% (1)	9	0	0
Services/support to first generation students	44.44% (4)	22.22% (2)	11.11% (1)	11.11% (1)	11.11% (1)	9	0	0
Volunteer opportunities	44.44% (4)	11.11% (1)	11.11% (1)	22.22% (2)	11.11% (1)	9	0	0
Athletics	33.33% (3)	0% (0)	33.33% (3)	11.11% (1)	22.22% (2)	9	0	0
Military-friendly	44.44% (4)	11.11% (1)	22.22% (2)	11.11% (1)	11.11% (1)	9	0	0
LGBTQ-friendly	44.44% (4)	22.22% (2)	11.11% (1)	0% (0)	22.22% (2)	9	0	0
Honors Program	22.22% (2)	33.33% (3)	22.22% (2)	11.11% (1)	11.11% (1)	9	0	0
Employment prospects	55.56% (5)	22.22% (2)	11.11% (1)	0% (0)	11.11% (1)	9	0	0
Internships	44.44% (4)	22.22% (2)	11.11% (1)	11.11% (1)	11.11% (1)	9	0	0
Study Abroad opportunities	22.22% (2)	22.22% (2)	22.22% (2)	11.11% (1)	22.22% (2)	9	0	0
ROTC/National Guard	22.22% (2)	22.22% (2)	22.22% (2)	11.11% (1)	22.22% (2)	9	0	0
<b>Total Respondents</b>						<b>9</b>		

(skipped this question) 4

20. How many times did you change your major at Fitchburg State University?



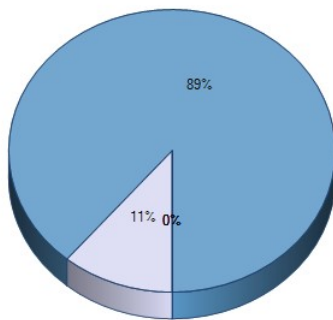
Response	Total	Percent
None	1	11%
Once	7	78%
2 Times	1	11%
3 times	0	0%
More than 3 times	0	0%
<b>Total Respondents</b>	<b>9</b>	
<b>(skipped this question)</b>	<b>4</b>	

21. As you finish your degree journey at Fitchburg State University, we would like to know how much your time here has impacted your growth. Please select the answer that best fits our impact on your growth below.

	Very Significant	Significant	No Change	Insignificant	Very Insignificant	Response Total	Points	Avg
Academic Growth (broadened your perception of the need to learn)	88.89% (8) 0% (0)	0% (0)0% (0)	0% (0)0% (0)	0% (0)0% (0)	11.11% (1)0% (0)	9	0	0
Personal Growth	88.89% (8) 0% (0)	0% (0)0% (0)	0% (0)0% (0)	0% (0)0% (0)	11.11% (1)0% (0)	9	0	0
Professional Growth (broaden your understanding of the need to continue to learn to achieve your career goals)	66.67% (6) 0% (0)	11.11% (1) 0% (0)	11.11% (1) 0% (0)	0% (0)0% (0)	11.11% (1)0% (0)	9	0	0

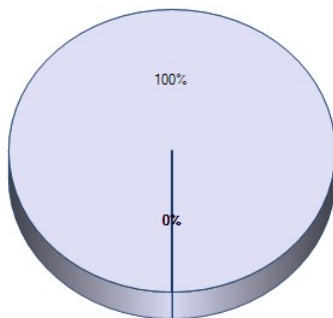
**Total Respondents** 9  
(skipped this question) 4

22. To which gender identity do you most identify?



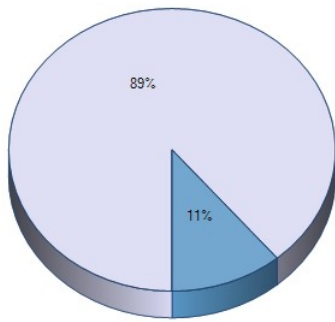
Response	Total	Percent
Male	1	11%
Female	8	89%
Transgender Male	0	0%
Transgender Female	0	0%
Do not identify as female, male or transgender	0	0%
<b>Total Respondents</b>	<b>9</b>	
<b>(skipped this question)</b>	<b>4</b>	

23. To which racial heritage do you predominantly identify?



Response	Total	Percent
White/Caucasian	9	100%
Asian	0	0%
Hispanic/Latino	0	0%
Black/African American	0	0%
American Indian	0	0%
Other	0	0%
<b>Total Respondents</b>	<b>9</b>	
<b>(skipped this question)</b>	<b>4</b>	

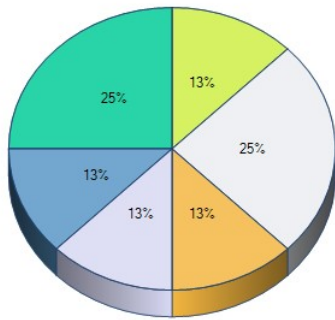
24. During your time at the University, did you attend full-time or part-time?



- Full-time
- Part-time

	Response Total	Response Percent
Full-time	8	89%
Part-time	1	11%
<b>Total Respondents (skipped this question)</b>	<b>9</b>	<b>4</b>

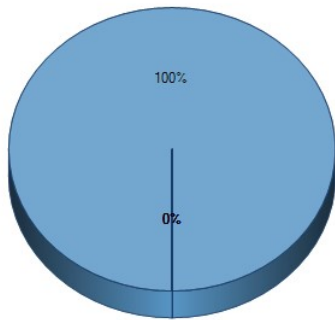
25. During your time at the University, approximately how many hours did you work per week?



- 0
- 1 - 10
- 11 - 20
- 21 - 30
- 31 - 40
- 40+

	Response Total	Response Percent
0	1	12%
1 - 10	1	12%
11 - 20	2	25%
21 - 30	1	12%
31 - 40	2	25%
40+	1	12%
<b>Total Respondents (skipped this question)</b>	<b>8</b>	<b>5</b>

26. How many dependents do you have (not including yourself)?



- 1
- 2
- 3
- 4
- 5
- 5+

	Response Total	Response Percent
1	0	0%
2	3	100%
3	0	0%
4	0	0%
5	0	0%
5+	0	0%
<b>Total Respondents (skipped this question)</b>	<b>3</b>	<b>10</b>