

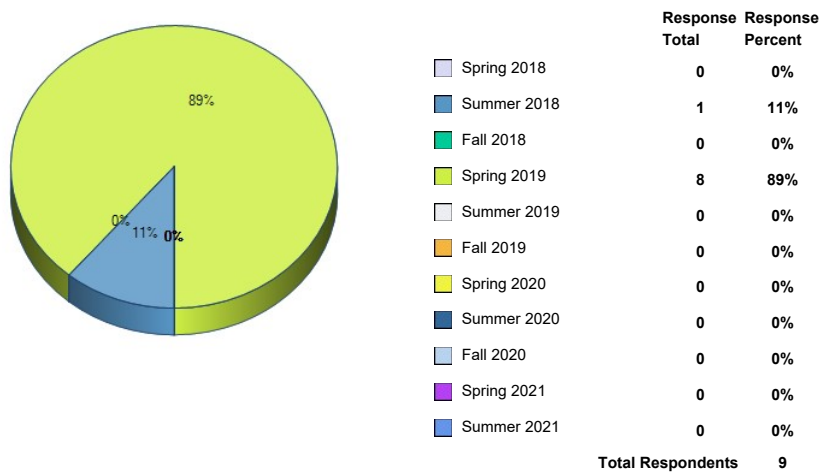


Graduating Student Feedback

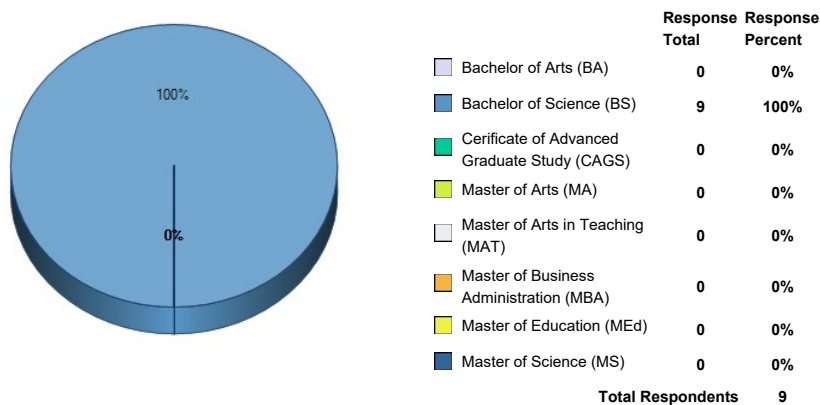
Survey Title: Graduating Student Feedback

Responses By Question Analysis:

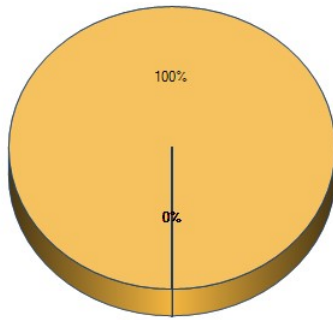
1. Please select the semester will you complete your program requirements from the list below:



2. Please select the Degree you are currently completing at Fitchburg State University from the list below:

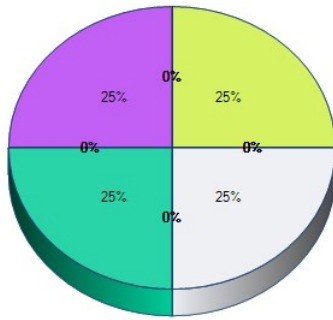


3. Please select the major field your studied for your degree:



	Response Total	Response Percent
Arts Education (MEd only)	0	0%
Biology	0	0%
Business Administration	0	0%
Chemistry	0	0%
Clinical Mental Health Counseling	0	0%
Communication (MS only)	0	0%
Communications Media	0	0%
Computer Information Systems	0	0%
Computer Science	0	0%
Criminal Justice	0	0%
Curriculum and Teaching	0	0%
Early Childhood Education	0	0%
Educational Leadership	0	0%
Economics	0	0%
Elementary Education	0	0%
English Studies	0	0%
Environmental and Earth Science	0	0%
Exercise and Sports Science	0	0%
Game Design	9	100%
Geographic Science and Technology	0	0%
History	0	0%
Human Services	0	0%
Industrial Technology	0	0%
Interdisciplinary Studies	0	0%
LECOM Early Acceptance	0	0%
Mathematics	0	0%
Middle School Education	0	0%
Nursing - General	0	0%
Nursing - LPN to Baccalaureate	0	0%
Nursing - RN to Baccalaureate	0	0%
Occupational/Vocational Education	0	0%
Political Science	0	0%
Psychological Science	0	0%
Sociology	0	0%
Special Education	0	0%
Technology Education (Grades 5-12)	0	0%
Total Respondents	9	

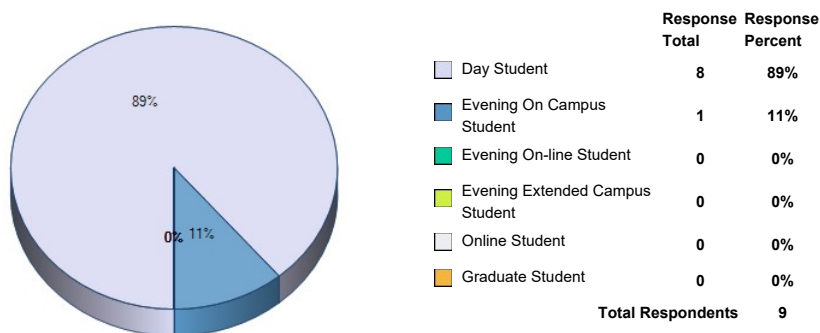
4. Please select your minor from the list below:



	Response Total	Response Percent
African-American Studies	0	0%
American Studies	0	0%
Art	1	25%
Art History	0	0%
Asian Studies	0	0%
Biology	0	0%
Business Administration	0	0%
Chemistry	0	0%
Communication Studies	0	0%
Computer Science	1	25%
Construction Technology	0	0%
Criminal Justice	0	0%
Deaf Studies	0	0%
Disability Studies	0	0%
Early Childhood Education	0	0%
Economics	0	0%
English Studies - Literature	1	25%
English Studies -- Professional Writing	0	0%
Environmental and Earth Science	0	0%
Film Studies	0	0%
French	0	0%
Game Design	0	0%
Geographic Design	0	0%
History	0	0%
History Secondary Education	0	0%
Industrial Training	0	0%
International Studies	0	0%
Latin	0	0%
Manufacturing Technology	0	0%
Mathematics	0	0%
Mathematics for Education	0	0%
Middle School Education	0	0%
Music	0	0%
Neuroscience, Behavior, and Cognition	0	0%
Peace Studies	0	0%
Philosophy	0	0%
Political Science	0	0%
Psychological Science	0	0%
Romance Languages	0	0%
Social Science	0	0%
Sociology	0	0%
Spanish	0	0%
Special Education	0	0%
Studio Art	1	25%
Theater	0	0%
Women, Gender and Sexuality Studies	0	0%
None	0	0%

Total Respondents 4
(skipped this question) 5

5. Please select the student group you most identify with from the list below:



6. Please rate the following academic experiences at Fitchburg State University:

	Excellent	Very Good	Good	Fair	Poor	Not Applicable	Response Total	Points	Avg
Availability of classes (e.g. time offered, seats open)	0% (0)0% (0)	57.14% (4) 0% (0)	28.57% (2) 0% (0)	14.29% (1) 0% (0)	0% (0)0% (0)	0% (0)0% (0)	7	0	0
Frequency of course offerings	0% (0)0% (0)	14.29% (1) 0% (0)	42.86% (3) 0% (0)	42.86% (3) 0% (0)	0% (0)0% (0)	0% (0)0% (0)	7	0	0
Size of classes	28.57% (2) 0% (0)	28.57% (2) 0% (0)	42.86% (3) 0% (0)	0% (0)0% (0)	0% (0)0% (0)	0% (0)0% (0)	7	0	0
Quality of instruction	14.29% (1) 0% (0)	57.14% (4) 0% (0)	0% (0)0% (0)	28.57% (2) 0% (0)	0% (0)0% (0)	0% (0)0% (0)	7	0	0
Quality of texts and other instructional materials	0% (0)0% (0)	28.57% (2) 0% (0)	28.57% (2) 0% (0)	14.29% (1) 0% (0)	28.57% (2) 0% (0)	0% (0)0% (0)	7	0	0
Availability of faculty outside of the classroom	28.57% (2) 0% (0)	28.57% (2) 0% (0)	28.57% (2) 0% (0)	14.29% (1) 0% (0)	0% (0)0% (0)	0% (0)0% (0)	7	0	0
Timeliness and relevance of course content	0% (0)0% (0)	42.86% (3) 0% (0)	28.57% (2) 0% (0)	14.29% (1) 0% (0)	14.29% (1) 0% (0)	0% (0)0% (0)	7	0	0
Quality of high impact (outside the classroom) experiences (e.g. internships, practicum, etc.)	0% (0)0% (0)	28.57% (2) 0% (0)	14.29% (1) 0% (0)	14.29% (1) 0% (0)	14.29% (1) 0% (0)	28.57% (2) 0% (0)	7	0	0
Overall level of challenge in the coursework	0% (0)0% (0)	28.57% (2) 0% (0)	71.43% (5) 0% (0)	0% (0)0% (0)	0% (0)0% (0)	0% (0)0% (0)	7	0	0
Match between career goals and course-of-study requirements	0% (0)0% (0)	12.5% (1) 0% (0)	50% (4)0% (0)	12.5% (1) 0% (0)	25% (2)0% (0)	0% (0)0% (0)	8	0	0
Overall level of faculty advisement	14.29% (1) 0% (0)	28.57% (2) 0% (0)	14.29% (1) 0% (0)	14.29% (1) 0% (0)	28.57% (2) 0% (0)	0% (0)0% (0)	7	0	0
Total Respondents							7		
(skipped this question)								2	

7. Please rate the quality of the facilities and activities offered at Fitchburg State University:

	Excellent	Very Good	Good	Fair	Poor	No Interaction	Response Total	Points	Avg
Classrooms	0% (0)0% (0)	50% (3)0% (0)	50% (3)0% (0)	0% (0)0% (0)	0% (0)0% (0)	0% (0)0% (0)	6	0	0
Labs	0% (0)0% (0)	57.14% (4) 0% (0)	28.57% (2) 0% (0)	0% (0)0% (0)	0% (0)0% (0)	14.29% (1) 0% (0)	7	0	0
Other General facilities (e.g. studios, gym)	14.29% (1) 0% (0)	28.57% (2) 0% (0)	57.14% (4) 0% (0)	0% (0)0% (0)	0% (0)0% (0)	0% (0)0% (0)	7	0	0
Computer Labs	14.29% (1) 0% (0)	42.86% (3) 0% (0)	28.57% (2) 0% (0)	14.29% (1) 0% (0)	0% (0)0% (0)	0% (0)0% (0)	7	0	0
Library	57.14% (4) 0% (0)	42.86% (3) 0% (0)	0% (0)0% (0)	0% (0)0% (0)	0% (0)0% (0)	0% (0)0% (0)	7	0	0
Technology in the classroom	14.29% (1) 0% (0)	42.86% (3) 0% (0)	28.57% (2) 0% (0)	14.29% (1) 0% (0)	0% (0)0% (0)	0% (0)0% (0)	7	0	0
							7	0	0

Online technologies utilized in your classes	14.29% (1) 0% (0)	57.14% (4) 0% (0)	14.29% (1) 0% (0)	14.29% (1) 0% (0)	0% (0)0% (0)	0% (0)0% (0)			
Musical or theatrical performances on-campus	14.29% (1) 0% (0)	42.86% (3) 0% (0)	14.29% (1) 0% (0)	0% (0)0% (0)	0% (0)0% (0)	28.57% (2) 0% (0)	7	0	0
Intramural athletic offerings	0% (0)0% (0)	42.86% (3) 0% (0)	14.29% (1) 0% (0)	0% (0)0% (0)	0% (0)0% (0)	42.86% (3) 0% (0)	7	0	0
Intercollegiate athletic events	0% (0)0% (0)	42.86% (3) 0% (0)	14.29% (1) 0% (0)	0% (0)0% (0)	0% (0)0% (0)	42.86% (3) 0% (0)	7	0	0
Greek Life	0% (0)0% (0)	14.29% (1) 0% (0)	0% (0)0% (0)	0% (0)0% (0)	14.29% (1) 0% (0)	71.43% (5) 0% (0)	7	0	0
Student Organizations	0% (0)0% (0)	57.14% (4) 0% (0)	14.29% (1) 0% (0)	14.29% (1) 0% (0)	0% (0)0% (0)	14.29% (1) 0% (0)	7	0	0
Total Respondents							7		
(skipped this question)							2		

8. How well did Fitchburg State University prepare you in terms of the following skill sets:

	Very Well	Well	Neutral	Poorly	Very Poorly	Response Total	Points	Avg
Ability to think analytically and logically	28.57% (2) 0% (0)	57.14% (4) 0% (0)	14.29% (1) 0% (0)	0% (0)0% (0)	0% (0)0% (0)	7	0	0
Ability to acquire new skills and knowledge on your own	28.57% (2) 0% (0)	28.57% (2) 0% (0)	42.86% (3) 0% (0)	0% (0)0% (0)	0% (0)0% (0)	7	0	0
Ability to use the knowledge, ideas, or perspectives gained from your major field	42.86% (3) 0% (0)	28.57% (2) 0% (0)	14.29% (1) 0% (0)	14.29% (1) 0% (0)	0% (0)0% (0)	7	0	0
Ability to orally communicate well	42.86% (3) 0% (0)	14.29% (1) 0% (0)	42.86% (3) 0% (0)	0% (0)0% (0)	0% (0)0% (0)	7	0	0
Ability to judge information/ideas/actions/conclusions based on sources/methods/reasoning	28.57% (2) 0% (0)	57.14% (4) 0% (0)	14.29% (1) 0% (0)	0% (0)0% (0)	0% (0)0% (0)	7	0	0
Ability to write effectively	25% (2)0% (0)	37.5% (3) 0% (0)	25% (2)0% (0)	12.5% (1) 0% (0)	0% (0)0% (0)	8	0	0
Ability to use information technology in intellectual and/or professional pursuits	28.57% (2) 0% (0)	42.86% (3) 0% (0)	28.57% (2) 0% (0)	0% (0)0% (0)	0% (0)0% (0)	7	0	0
Ability to understand and appreciate cultural and ethnic differences between people	37.5% (3) 0% (0)	25% (2)0% (0)	37.5% (3) 0% (0)	0% (0)0% (0)	0% (0)0% (0)	8	0	0
Ability to understand international perspectives on economic, political, social, and cultural issues	14.29% (1) 0% (0)	28.57% (2) 0% (0)	57.14% (4) 0% (0)	0% (0)0% (0)	0% (0)0% (0)	7	0	0
Ability to gain an understanding of or appreciation for the arts	28.57% (2) 0% (0)	42.86% (3) 0% (0)	28.57% (2) 0% (0)	0% (0)0% (0)	0% (0)0% (0)	7	0	0
Ability to understand and apply quantitative principles and methods	0% (0)0% (0)	42.86% (3) 0% (0)	57.14% (4) 0% (0)	0% (0)0% (0)	0% (0)0% (0)	7	0	0
Ability to understand scientific method	0% (0)0% (0)	42.86% (3) 0% (0)	57.14% (4) 0% (0)	0% (0)0% (0)	0% (0)0% (0)	7	0	0
Total Respondents						7		
(skipped this question)						2		

9. How well did Fitchburg State University prepare you for the following personal and professional situational skill sets:

	Very Well	Well	Neutral	Poorly	Very Poorly	Response Total	Points	Avg
Your ability to work as a member of a team or group	42.86% (3)0% (0)	57.14% (4)0% (0)	0% (0)0% (0)	0% (0)0% (0)	0% (0)0% (0)	7	0	0
Your ability to get along with people of diverse backgrounds and perspectives	14.29% (1)0% (0)	85.71% (6)0% (0)	0% (0)0% (0)	0% (0)0% (0)	0% (0)0% (0)	7	0	0
Your ability to lead others effectively	28.57% (2)0% (0)	14.29% (1)0% (0)	57.14% (4)0% (0)	0% (0)0% (0)	0% (0)0% (0)	7	0	0
Your ability to evaluate and choose between alternative courses of action	14.29% (1)0% (0)	42.86% (3)0% (0)	42.86% (3)0% (0)	0% (0)0% (0)	0% (0)0% (0)	7	0	0
Your awareness of contemporary issues and their causes and consequences	28.57% (2)0% (0)	42.86% (3)0% (0)	28.57% (2)0% (0)	0% (0)0% (0)	0% (0)0% (0)	7	0	0
Total Respondents						7		
(skipped this question)						2		

10. We are always looking for feedback to help us with quality and improvements. Is there something you would like to share with us regarding facilities or your program that wasn't captured above?

1. Lower commuter food Prices.
More commuter parking spaces.
The game design major is led by a man who has never worked in the games industry in his life. I understand the program is one of the newest programs on campus, and I'm sure it will improve over time,
2. but as of now, I simply feel cheated into tens of thousands of dollars in student debt. I had assumed the head of the major would be someone who was actually proficient in that field, but I guess I was wrong. Jeff Warmouth simply has no idea what he's doing.
3. No

Total Respondents 3

(skipped this question) 6

11. What is your level of agreement with the following statements:

	Strongly Agree	Agree	Neutral	Disagree	Strongly Disagree	No Basis for Judgement	Response Total	Points	Avg
Faculty demonstrated commitment to my learning, personal well being and success	40% (2)0% (0)	20% (1)0% 0% (0)	40% (2)0% 0% (0)	0% (0)0% (0)	0% (0)0% (0)	0% (0)0% (0)	5	0	0
Administrators (e.g. vice presidents, deans and directors) demonstrated commitment to my learning, personal well being and success	20% (1)0% (0)	40% (2)0% 0% (0)	0% (0)0% (0)	0% (0)0% (0)	20% (1)0% (0)	20% (1)0% (0)	5	0	0
Other University staff demonstrated commitment to my learning, personal well being and success	20% (1)0% (0)	60% (3)0% 0% (0)	0% (0)0% (0)	20% (1)0% (0)	0% (0)0% (0)	0% (0)0% (0)	5	0	0
Library resources (e.g. books, database subscriptions, inter-library loan) were adequate for my research and learning needs	60% (3)0% (0)	40% (2)0% 0% (0)	0% (0)0% (0)	0% (0)0% (0)	0% (0)0% (0)	0% (0)0% (0)	5	0	0
Library hours and web resource availability were adequate for my research and learning needs	80% (4)0% (0)	0% (0)0% (0)	20% (1)0% 0% (0)	0% (0)0% (0)	0% (0)0% (0)	0% (0)0% (0)	5	0	0
Library staff were knowledgeable and demonstrated commitment to my learning and academic success.	80% (4)0% (0)	20% (1)0% 0% (0)	0% (0)0% (0)	0% (0)0% (0)	0% (0)0% (0)	0% (0)0% (0)	5	0	0
I learned about research strategies and sources of information from the library staff.	60% (3)0% (0)	20% (1)0% 0% (0)	20% (1)0% 0% (0)	0% (0)0% (0)	0% (0)0% (0)	0% (0)0% (0)	5	0	0
Total Respondents							5		
(skipped this question)							4		

12. Please rate your overall experience with the following offices, programs and services at Fitchburg State University:

	Very Positive	Mostly Positive	Neutral	Mostly Negative	Very Negative	No Interaction	Was Unaware	Response Total	Points	Avg
Academic Department Office/Staff	20% (1)0% (0)	60% (3)0% (0)	20% (1)0% (0)	0% (0)0% (0)	0% (0)0% (0)	0% (0)0% (0)	0% (0)0% (0)	5	0	0
Admissions Office	16.67% (1)0% 0% (0)	66.67% (4)0% 0% (0)	16.67% (1)0% 0% (0)	0% (0)0% (0)	0% (0)0% (0)	0% (0)0% (0)	0% (0)0% (0)	6	0	0
Advising Center	20% (1)0% (0)	40% (2)0% (0)	20% (1)0% (0)	0% (0)0% (0)	0% (0)0% (0)	20% (1)0% (0)	0% (0)0% (0)	5	0	0
Bookstore	60% (3)0% (0)	0% (0)0% (0)	20% (1)0% (0)	0% (0)0% (0)	0% (0)0% (0)	20% (1)0% (0)	0% (0)0% (0)	5	0	0
Capital Planning and Maintenance (e.g. buildings & grounds)	0% (0)0% (0)	40% (2)0% (0)	0% (0)0% (0)	0% (0)0% (0)	0% (0)0% (0)	60% (3)0% (0)	0% (0)0% (0)	5	0	0
Career Counseling Office	0% (0)0% (0)	20% (1)0% (0)	20% (1)0% (0)	0% (0)0% (0)	0% (0)0% (0)	60% (3)0% (0)	0% (0)0% (0)	5	0	0

Center for Diversity and Inclusiveness	0% (0)0%	0% (0)0%	20% (1)0%	0% (0)0%	0% (0)0%	80% (4)0%	0% (0)0%	5	0	0
Chartwell's Dining Services	0% (0)0%	20% (1)0%	40% (2)0%	0% (0)0%	20% (1)0%	20% (1)0%	0% (0)0%	5	0	0
Commuter Affairs	0% (0)0%	0% (0)0%	0% (0)0%	0% (0)0%	0% (0)0%	100% (5)0%	0% (0)0%	5	0	0
Counseling Services	0% (0)0%	0% (0)0%	20% (1)0%	0% (0)0%	0% (0)0%	80% (4)0%	0% (0)0%	5	0	0
Disability Services	0% (0)0%	0% (0)0%	0% (0)0%	0% (0)0%	0% (0)0%	100% (5)0%	0% (0)0%	5	0	0
Financial Aid	20% (1)0%	0% (0)0%	20% (1)0%	40% (2)0%	0% (0)0%	20% (1)0%	0% (0)0%	5	0	0
Graduate and Continuing Education (GCE)	0% (0)0%	16.67% (1)0%	16.67% (1)0%	0% (0)0%	0% (0)0%	66.67% (4)0%	0% (0)0%	6	0	0
Health Services	0% (0)0%	40% (2)0%	0% (0)0%	0% (0)0%	0% (0)0%	60% (3)0%	0% (0)0%	5	0	0
Housing and Residential Services	0% (0)0%	40% (2)0%	20% (1)0%	0% (0)0%	0% (0)0%	40% (2)0%	0% (0)0%	5	0	0
Information Desk (Hammond Hall)	0% (0)0%	40% (2)0%	20% (1)0%	0% (0)0%	0% (0)0%	40% (2)0%	0% (0)0%	5	0	0
International Education (e.g. study abroad)	0% (0)0%	20% (1)0%	0% (0)0%	0% (0)0%	0% (0)0%	80% (4)0%	0% (0)0%	5	0	0
On-campus Job Recruitment	0% (0)0%	20% (1)0%	0% (0)0%	0% (0)0%	0% (0)0%	80% (4)0%	0% (0)0%	5	0	0
One Card	20% (1)0%	40% (2)0%	20% (1)0%	20% (1)0%	0% (0)0%	0% (0)0%	0% (0)0%	5	0	0
Online Services (e.g. financial aid, registration, add/drop)	20% (1)0%	60% (3)0%	20% (1)0%	0% (0)0%	0% (0)0%	0% (0)0%	0% (0)0%	5	0	0
Parking	20% (1)0%	0% (0)0%	20% (1)0%	20% (1)0%	20% (1)0%	20% (1)0%	0% (0)0%	5	0	0
Recreation Services	20% (1)0%	20% (1)0%	20% (1)0%	0% (0)0%	0% (0)0%	40% (2)0%	0% (0)0%	5	0	0
Registrar's Office	33.33% (2)0%	50% (3)0%	0% (0)0%	0% (0)0%	0% (0)0%	16.67% (1)0%	0% (0)0%	6	0	0
Shuttle Service	0% (0)0%	20% (1)0%	0% (0)0%	40% (2)0%	20% (1)0%	20% (1)0%	0% (0)0%	5	0	0
Student Accounts	20% (1)0%	40% (2)0%	20% (1)0%	20% (1)0%	0% (0)0%	0% (0)0%	0% (0)0%	5	0	0
Student Development Office	0% (0)0%	0% (0)0%	20% (1)0%	0% (0)0%	0% (0)0%	80% (4)0%	0% (0)0%	5	0	0
Technology Help Desk	0% (0)0%	60% (3)0%	0% (0)0%	20% (1)0%	0% (0)0%	20% (1)0%	0% (0)0%	5	0	0
Tutor Center	0% (0)0%	20% (1)0%	0% (0)0%	0% (0)0%	0% (0)0%	80% (4)0%	0% (0)0%	5	0	0
University Catalog	0% (0)0%	20% (1)0%	0% (0)0%	0% (0)0%	0% (0)0%	80% (4)0%	0% (0)0%	5	0	0
University Email	20% (1)0%	60% (3)0%	0% (0)0%	0% (0)0%	20% (1)0%	0% (0)0%	0% (0)0%	5	0	0
University Police	40% (2)0%	20% (1)0%	0% (0)0%	20% (1)0%	0% (0)0%	20% (1)0%	0% (0)0%	5	0	0
University Website	0% (0)0%	40% (2)0%	20% (1)0%	20% (1)0%	0% (0)0%	20% (1)0%	0% (0)0%	5	0	0
Veteran Services	20% (1)0%	0% (0)0%	0% (0)0%	0% (0)0%	0% (0)0%	80% (4)0%	0% (0)0%	5	0	0
Volunteer Center	0% (0)0%	0% (0)0%	0% (0)0%	0% (0)0%	0% (0)0%	100% (5)0%	0% (0)0%	5	0	0
Total Respondents								5		
(skipped this question)								4		

13. Is there something that you would like to share with us regarding our faculty, staff, or administrators that wasn't captured in the questions above?

[No Answer Entered]

No responses were entered for this question.

Total Respondents 0

(skipped this question) 9

14. Is there something you would like to share with us regarding our offices, programs and services at Fitchburg State University that wasn't captured in the questions above?

- The parking situation at Fitchburg is abysmal. It has singlehandedly lowered my estimation of the college from a decent school with a few problems, to a very mediocre school which simply isn't worth the money. In the past, paying \$100 for a parking pass always seemed a bit excessive, especially given the fact that guaranteed spots for students are basically nonexistent. Last year, trying to park in North Lot 1 was terrible,

because you guys sold way more passes than there were spots. I would be willing to pay \$150 just to have a designated spot that was mine for the year, but instead, the school simply raised the price of a pass with zero additional benefits. For those of us who work nights just to have a bit of spending cash, the situation is even worse. Last year, I would get home around 9:30, 10:00, and usually found myself sitting in the lot for 10, 20, 30 minutes waiting for a spot to open up. It's ridiculous that you offer so few options to resident students, who are paying hand over fist for housing, while bending over backwards for commuters who get 3 or 4 massive lots to park in. Those lots are empty for half of the day. The Civic Center passes are infuriating as well, because the shuttles don't cycle through fast enough. Given all the excess cash thrown at B-list comedians and has-been performers, is it too much to ask for one, maybe two more shuttles to speed up the pickup times? If I'm running late to work, I shouldn't have to wait 15 minutes for a shuttle to pick me up or make my way down one of the steepest hills in the city. While the education here is somewhat decent, the parking has poisoned my view of this school, and I absolutely can't wait to graduate, move on with my life, and tell prospective students in the future to go anywhere but here.

Total Respondents 1

(skipped this question) 8

15. Please select your level of agreement with the following statements:

	Very High	High	Average	Low	Very Low	Response Total	Points	Avg
Overall satisfaction with my experience with Fitchburg State University	40% (2)0% (0)	20% (1)0% (0)	20% (1)0% (0)	0% (0)0% (0)	20% (1)0% (0)	5	0	0
Likelihood that I will recommend the University to others	60% (3)0% (0)	0% (0)0% (0)	20% (1)0% (0)	0% (0)0% (0)	20% (1)0% (0)	5	0	0
Likelihood that I will stay connected to the campus after completion of my degree	0% (0)0% (0)	16.67% (1)0% (0)	50% (3)0% (0)	33.33% (2)0% (0)	0% (0)0% (0)	6	0	0

Total Respondents 5

(skipped this question) 4

16. As we have stated previously, we are always looking for feedback that will help us improve. Is there something more you would like to share with us about your overall experience at Fitchburg State University?

1. Better commuter parking

Total Respondents 1

(skipped this question) 8

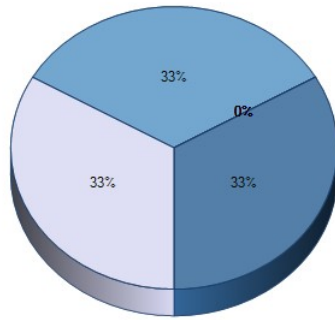
17. As you prepare to leave Fitchburg State University, we would like to know about your short-term plans. Please mark each of the following as they relate to you currently.

	Yes	No	Not Applicable	Response Total	Points	Avg
I am currently employed or have a job offer in a field closely related to my current program of study	16.67% (1)0% (0)	66.67% (4)0% (0)	16.67% (1)0% (0)	6	0	0
I am currently employed or have a job offer in a field that is not related to my current program of study	40% (2)0% (0)	60% (3)0% (0)	0% (0)0% (0)	5	0	0
I am searching for employment in a field closely related to my current program of study	40% (2)0% (0)	60% (3)0% (0)	0% (0)0% (0)	5	0	0
I am searching for employment in a field not closely related to my current program of study	33.33% (2)0% (0)	66.67% (4)0% (0)	0% (0)0% (0)	6	0	0
I have been accepted into a graduate program to continue my education at Fitchburg State University	0% (0)0% (0)	80% (4)0% (0)	20% (1)0% (0)	5	0	0
I have been accepted into a graduate or doctoral program to continue my education at another institution	0% (0)0% (0)	80% (4)0% (0)	20% (1)0% (0)	5	0	0
I am not planning to continue my education at this time	80% (4)0% (0)	20% (1)0% (0)	0% (0)0% (0)	5	0	0
I am pursuing the military	20% (1)0% (0)	80% (4)0% (0)	0% (0)0% (0)	5	0	0

Total Respondents 5

(skipped this question) 4

18. What is your current or expected (if you are just starting a new position) annual salary?

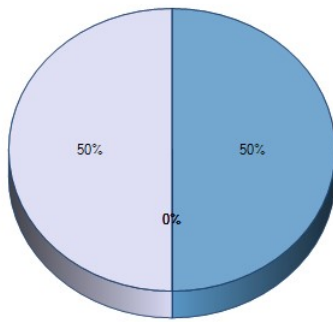


	Response Total	Response Percent
None - not working	1	33%
Less than \$20,000	1	33%
\$20,001 - \$30,000	0	0%
\$30,001 - \$40,000	0	0%
\$40,001 - \$50,000	0	0%
\$50,001 - \$60,000	0	0%
\$60,001 +	0	0%
Prefer not to disclose	1	33%
Total Respondents	3	
(skipped this question)	6	

19. How would you rate the importance of the following while attending Fitchburg State University:

	Very Important	Important	Neutral	Unimportant	Very Unimportant	Response Total	Points	Avg
Small, New England campus	60% (3)0% (0)	20% (1)0% (0)	0% (0)0% (0)	20% (1)0% (0)	0% (0)0% (0)	5	0	0
Low student-to-faculty ratio	60% (3)0% (0)	40% (2)0% (0)	0% (0)0% (0)	0% (0)0% (0)	0% (0)0% (0)	5	0	0
Accessible to my work/home/family	40% (2)0% (0)	60% (3)0% (0)	0% (0)0% (0)	0% (0)0% (0)	0% (0)0% (0)	5	0	0
Close-knit, friendly culture	40% (2)0% (0)	40% (2)0% (0)	20% (1)0% (0)	0% (0)0% (0)	0% (0)0% (0)	5	0	0
Diversity of student body	60% (3)0% (0)	0% (0)0% (0)	40% (2)0% (0)	0% (0)0% (0)	0% (0)0% (0)	5	0	0
Academic program(s)	80% (4)0% (0)	20% (1)0% (0)	0% (0)0% (0)	0% (0)0% (0)	0% (0)0% (0)	5	0	0
Affordability	100% (5)0% (0)	0% (0)0% (0)	0% (0)0% (0)	0% (0)0% (0)	0% (0)0% (0)	5	0	0
Faculty	20% (1)0% (0)	80% (4)0% (0)	0% (0)0% (0)	0% (0)0% (0)	0% (0)0% (0)	5	0	0
Residential life	20% (1)0% (0)	40% (2)0% (0)	0% (0)0% (0)	20% (1)0% (0)	20% (1)0% (0)	5	0	0
Facilities	20% (1)0% (0)	40% (2)0% (0)	40% (2)0% (0)	0% (0)0% (0)	0% (0)0% (0)	5	0	0
Financial Aid	80% (4)0% (0)	0% (0)0% (0)	20% (1)0% (0)	0% (0)0% (0)	0% (0)0% (0)	5	0	0
Many activities in the region	0% (0)0% (0)	20% (1)0% (0)	80% (4)0% (0)	0% (0)0% (0)	0% (0)0% (0)	5	0	0
Services/support to first generation students	20% (1)0% (0)	40% (2)0% (0)	20% (1)0% (0)	20% (1)0% (0)	0% (0)0% (0)	5	0	0
Volunteer opportunities	0% (0)0% (0)	0% (0)0% (0)	60% (3)0% (0)	40% (2)0% (0)	0% (0)0% (0)	5	0	0
Athletics	0% (0)0% (0)	20% (1)0% (0)	20% (1)0% (0)	20% (1)0% (0)	40% (2)0% (0)	5	0	0
Military-friendly	0% (0)0% (0)	20% (1)0% (0)	20% (1)0% (0)	20% (1)0% (0)	40% (2)0% (0)	5	0	0
LGBTQ-friendly	80% (4)0% (0)	20% (1)0% (0)	0% (0)0% (0)	0% (0)0% (0)	0% (0)0% (0)	5	0	0
Honors Program	0% (0)0% (0)	0% (0)0% (0)	60% (3)0% (0)	20% (1)0% (0)	20% (1)0% (0)	5	0	0
Employment prospects	80% (4)0% (0)	0% (0)0% (0)	20% (1)0% (0)	0% (0)0% (0)	0% (0)0% (0)	5	0	0
Internships	60% (3)0% (0)	20% (1)0% (0)	20% (1)0% (0)	0% (0)0% (0)	0% (0)0% (0)	5	0	0
Study Abroad opportunities	20% (1)0% (0)	60% (3)0% (0)	0% (0)0% (0)	20% (1)0% (0)	0% (0)0% (0)	5	0	0
ROTC/National Guard	0% (0)0% (0)	25% (1)0% (0)	25% (1)0% (0)	25% (1)0% (0)	25% (1)0% (0)	4	0	0
Total Respondents	5					5		
(skipped this question)						4		

20. How many times did you change your major at Fitchburg State University?

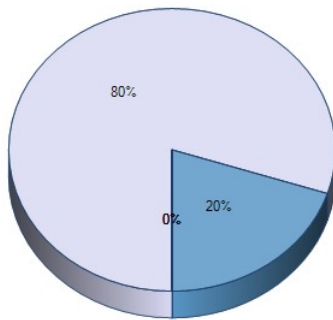


Response	Total	Percent
None	2	50%
Once	2	50%
2 Times	0	0%
3 times	0	0%
More than 3 times	0	0%
Total Respondents	4	
(skipped this question)	5	

21. As you finish your degree journey at Fitchburg State University, we would like to know how much your time here has impacted your growth. Please select the answer that best fits our impact on your growth below.

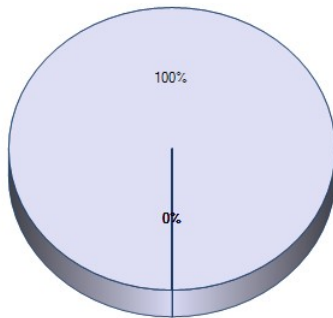
	Very Significant	Significant	No Change	Insignificant	Very Insignificant	Response Total	Points	Avg
Academic Growth (broadened your perception of the need to learn)	60% (3)0% (0)	20% (1)0% (0)	0% (0)0% (0)	20% (1)0% (0)	0% (0)0% (0)	5	0	0
Personal Growth	60% (3)0% (0)	40% (2)0% (0)	0% (0)0% (0)	0% (0)0% (0)	0% (0)0% (0)	5	0	0
Professional Growth (broaden your understanding of the need to continue to learn to achieve your career goals)	40% (2)0% (0)	40% (2)0% (0)	20% (1)0% (0)	0% (0)0% (0)	0% (0)0% (0)	5	0	0
Total Respondents	5							
(skipped this question)	4							

22. To which gender identity do you most identify?



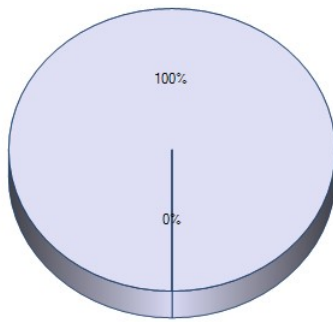
Response	Total	Percent
Male	4	80%
Female	1	20%
Transgender Male	0	0%
Transgender Female	0	0%
Do not identify as female, male or transgender	0	0%
Total Respondents	5	
(skipped this question)	4	

23. To which racial heritage do you predominantly identify?



Response	Total	Percent
White/Caucasian	5	100%
Asian	0	0%
Hispanic/Latino	0	0%
Black/African American	0	0%
American Indian	0	0%
Other	0	0%
Total Respondents	5	
(skipped this question)	4	

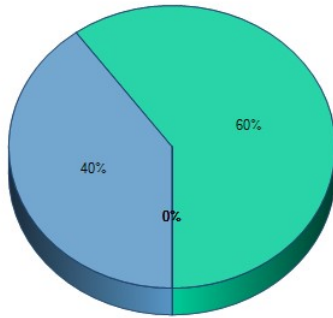
24. During your time at the University, did you attend full-time or part-time?



- Full-time
- Part-time

	Response Total	Response Percent
Full-time	5	100%
Part-time	0	0%
Total Respondents (skipped this question)	5	4

25. During your time at the University, approximately how many hours did you work per week?



- 0
- 1 - 10
- 11 - 20
- 21 - 30
- 31 - 40
- 40+

	Response Total	Response Percent
0	0	0%
1 - 10	2	40%
11 - 20	3	60%
21 - 30	0	0%
31 - 40	0	0%
40+	0	0%
Total Respondents (skipped this question)	5	4

26. How many dependents do you have (not including yourself)?

- 1
- 2
- 3
- 4
- 5
- 5+

	Response Total	Response Percent
1	0	0%
2	0	0%
3	0	0%
4	0	0%
5	0	0%
5+	0	0%
Total Respondents (skipped this question)	0	9