

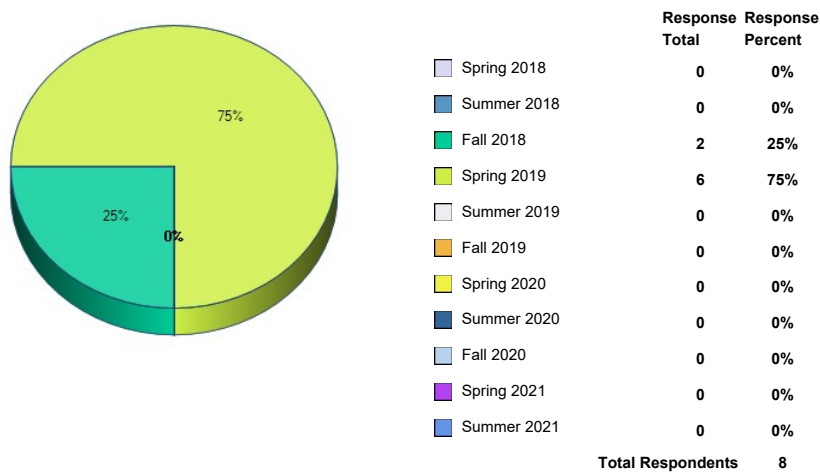


Graduating Student Feedback

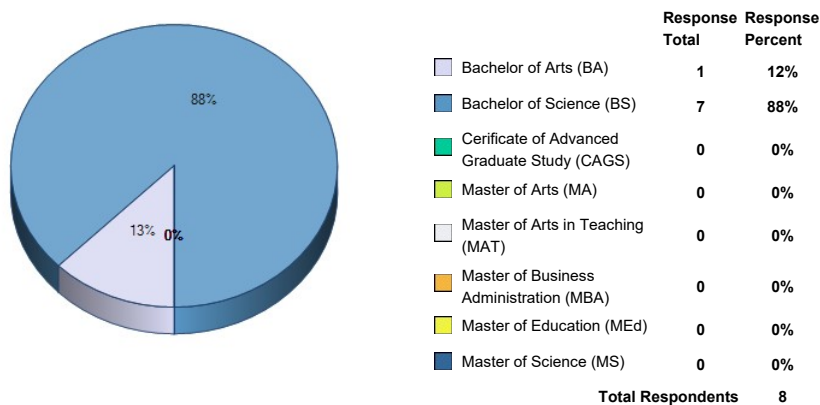
Survey Title: Graduating Student Feedback

Responses By Question Analysis:

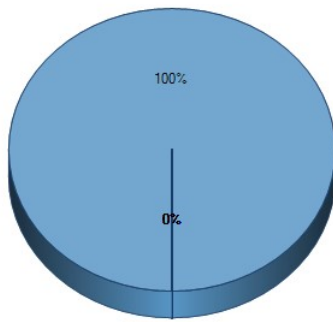
1. Please select the semester will you complete your program requirements from the list below:



2. Please select the Degree you are currently completing at Fitchburg State University from the list below:

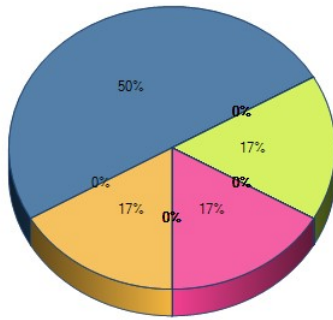


3. Please select the major field your studied for your degree:



	Response Total	Response Percent
Arts Education (MEd only)	0	0%
Biology	8	100%
Business Administration	0	0%
Chemistry	0	0%
Clinical Mental Health Counseling	0	0%
Communication (MS only)	0	0%
Communications Media	0	0%
Computer Information Systems	0	0%
Computer Science	0	0%
Criminal Justice	0	0%
Curriculum and Teaching	0	0%
Early Childhood Education	0	0%
Educational Leadership	0	0%
Economics	0	0%
Elementary Education	0	0%
English Studies	0	0%
Environmental and Earth Science	0	0%
Exercise and Sports Science	0	0%
Game Design	0	0%
Geographic Science and Technology	0	0%
History	0	0%
Human Services	0	0%
Industrial Technology	0	0%
Interdisciplinary Studies	0	0%
LECOM Early Acceptance	0	0%
Mathematics	0	0%
Middle School Education	0	0%
Nursing - General	0	0%
Nursing - LPN to Baccalaureate	0	0%
Nursing - RN to Baccalaureate	0	0%
Occupational/Vocational Education	0	0%
Political Science	0	0%
Psychological Science	0	0%
Sociology	0	0%
Special Education	0	0%
Technology Education (Grades 5-12)	0	0%
Total Respondents	8	

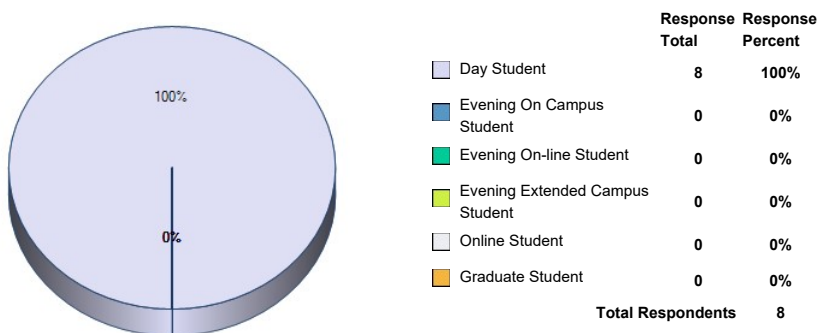
4. Please select your minor from the list below:



	Response Total	Response Percent
African-American Studies	0	0%
American Studies	0	0%
Art	0	0%
Art History	0	0%
Asian Studies	0	0%
Biology	1	17%
Business Administration	0	0%
Chemistry	3	50%
Communication Studies	0	0%
Computer Science	0	0%
Construction Technology	0	0%
Criminal Justice	0	0%
Deaf Studies	0	0%
Disability Studies	0	0%
Early Childhood Education	0	0%
Economics	0	0%
English Studies - Literature	1	17%
English Studies -- Professional Writing	0	0%
Environmental and Earth Science	0	0%
Film Studies	0	0%
French	0	0%
Game Design	0	0%
Geographic Design	0	0%
History	0	0%
History Secondary Education	0	0%
Industrial Training	0	0%
International Studies	0	0%
Latin	0	0%
Manufacturing Technology	0	0%
Mathematics	0	0%
Mathematics for Education	0	0%
Middle School Education	0	0%
Music	0	0%
Neuroscience, Behavior, and Cognition	0	0%
Peace Studies	0	0%
Philosophy	0	0%
Political Science	0	0%
Psychological Science	1	17%
Romance Languages	0	0%
Social Science	0	0%
Sociology	0	0%
Spanish	0	0%
Special Education	0	0%
Studio Art	0	0%
Theater	0	0%
Women, Gender and Sexuality Studies	0	0%
None	0	0%

Total Respondents 6
(skipped this question) 2

5. Please select the student group you most identify with from the list below:



6. Please rate the following academic experiences at Fitchburg State University:

	Excellent	Very Good	Good	Fair	Poor	Not Applicable	Response Total	Points	Avg
Availability of classes (e.g. time offered, seats open)	12.5% (1) 0% (0)	37.5% (3) 0% (0)	37.5% (3) 0% (0)	12.5% (1) 0% (0)	0% (0) 0% (0)	0% (0) 0% (0)	8	0	0
Frequency of course offerings	0% (0) 0% (0)	14.29% (1) 0% (0)	57.14% (4) 0% (0)	14.29% (1) 0% (0)	14.29% (1) 0% (0)	0% (0) 0% (0)	7	0	0
Size of classes	85.71% (6) 0% (0)	14.29% (1) 0% (0)	0% (0) 0% (0)	0% (0) 0% (0)	0% (0) 0% (0)	0% (0) 0% (0)	7	0	0
Quality of instruction	42.86% (3) 0% (0)	42.86% (3) 0% (0)	14.29% (1) 0% (0)	0% (0) 0% (0)	0% (0) 0% (0)	0% (0) 0% (0)	7	0	0
Quality of texts and other instructional materials	0% (0) 0% (0)	42.86% (3) 0% (0)	42.86% (3) 0% (0)	14.29% (1) 0% (0)	0% (0) 0% (0)	0% (0) 0% (0)	7	0	0
Availability of faculty outside of the classroom	71.43% (5) 0% (0)	14.29% (1) 0% (0)	14.29% (1) 0% (0)	0% (0) 0% (0)	0% (0) 0% (0)	0% (0) 0% (0)	7	0	0
Timeliness and relevance of course content	22.22% (2) 0% (0)	66.67% (6) 0% (0)	11.11% (1) 0% (0)	0% (0) 0% (0)	0% (0) 0% (0)	0% (0) 0% (0)	9	0	0
Quality of high impact (outside the classroom) experiences (e.g. internships, practicum, etc.)	14.29% (1) 0% (0)	42.86% (3) 0% (0)	42.86% (3) 0% (0)	0% (0) 0% (0)	0% (0) 0% (0)	0% (0) 0% (0)	7	0	0
Overall level of challenge in the coursework	28.57% (2) 0% (0)	71.43% (5) 0% (0)	0% (0) 0% (0)	0% (0) 0% (0)	0% (0) 0% (0)	0% (0) 0% (0)	7	0	0
Match between career goals and course-of-study requirements	25% (2) 0% (0)	50% (4) 0% (0)	12.5% (1) 0% (0)	0% (0) 0% (0)	0% (0) 0% (0)	12.5% (1) 0% (0)	8	0	0
Overall level of faculty advisement	50% (4) 0% (0)	25% (2) 0% (0)	25% (2) 0% (0)	0% (0) 0% (0)	0% (0) 0% (0)	0% (0) 0% (0)	8	0	0
Total Respondents							7		
(skipped this question)							1		

7. Please rate the quality of the facilities and activities offered at Fitchburg State University:

	Excellent	Very Good	Good	Fair	Poor	No Interaction	Response Total	Points	Avg
Classrooms	28.57% (2) 0% (0)	42.86% (3) 0% (0)	14.29% (1) 0% (0)	14.29% (1) 0% (0)	0% (0) 0% (0)	0% (0) 0% (0)	7	0	0
Labs	71.43% (5) 0% (0)	28.57% (2) 0% (0)	0% (0) 0% (0)	0% (0) 0% (0)	0% (0) 0% (0)	0% (0) 0% (0)	7	0	0
Other General facilities (e.g. studios, gym)	14.29% (1) 0% (0)	42.86% (3) 0% (0)	14.29% (1) 0% (0)	0% (0) 0% (0)	0% (0) 0% (0)	28.57% (2) 0% (0)	7	0	0
Computer Labs	0% (0) 0% (0)	28.57% (2) 0% (0)	42.86% (3) 0% (0)	14.29% (1) 0% (0)	0% (0) 0% (0)	14.29% (1) 0% (0)	7	0	0
Library	28.57% (2) 0% (0)	71.43% (5) 0% (0)	0% (0) 0% (0)	0% (0) 0% (0)	0% (0) 0% (0)	0% (0) 0% (0)	7	0	0
Technology in the classroom	0% (0) 0% (0)	37.5% (3) 0% (0)	62.5% (5) 0% (0)	0% (0) 0% (0)	0% (0) 0% (0)	0% (0) 0% (0)	8	0	0
							8	0	0

Online technologies utilized in your classes	0% (0)0% (0)	50% (4)0% (0)	25% (2)0% (0)	12.5% (1) 0% (0)	0% (0)0% (0)	12.5% (1) 0% (0)			
Musical or theatrical performances on-campus	0% (0)0% (0)	28.57% (2) 0% (0)	0% (0)0% (0)	0% (0)0% (0)	0% (0)0% (0)	71.43% (5) 0% (0)	7	0	0
Intramural athletic offerings	0% (0)0% (0)	14.29% (1) 0% (0)	14.29% (1) 0% (0)	0% (0)0% (0)	0% (0)0% (0)	71.43% (5) 0% (0)	7	0	0
Intercollegiate athletic events	0% (0)0% (0)	28.57% (2) 0% (0)	14.29% (1) 0% (0)	0% (0)0% (0)	0% (0)0% (0)	57.14% (4) 0% (0)	7	0	0
Greek Life	0% (0)0% (0)	14.29% (1) 0% (0)	0% (0)0% (0)	0% (0)0% (0)	0% (0)0% (0)	85.71% (6) 0% (0)	7	0	0
Student Organizations	28.57% (2) 0% (0)	14.29% (1) 0% (0)	14.29% (1) 0% (0)	0% (0)0% (0)	0% (0)0% (0)	42.86% (3) 0% (0)	7	0	0
Total Respondents							7		
(skipped this question)							1		

8. How well did Fitchburg State University prepare you in terms of the following skill sets:

	Very Well	Well	Neutral	Poorly	Very Poorly	Response Total	Points	Avg
Ability to think analytically and logically	57.14% (4) 0% (0)	42.86% (3) 0% (0)	0% (0)0% (0)	0% (0)0% (0)	0% (0)0% (0)	7	0	0
Ability to acquire new skills and knowledge on your own	57.14% (4) 0% (0)	42.86% (3) 0% (0)	0% (0)0% (0)	0% (0)0% (0)	0% (0)0% (0)	7	0	0
Ability to use the knowledge, ideas, or perspectives gained from your major field	57.14% (4) 0% (0)	42.86% (3) 0% (0)	0% (0)0% (0)	0% (0)0% (0)	0% (0)0% (0)	7	0	0
Ability to orally communicate well	42.86% (3) 0% (0)	57.14% (4) 0% (0)	0% (0)0% (0)	0% (0)0% (0)	0% (0)0% (0)	7	0	0
Ability to judge information/ideas/actions/conclusions based on sources/methods/reasoning	71.43% (5) 0% (0)	28.57% (2) 0% (0)	0% (0)0% (0)	0% (0)0% (0)	0% (0)0% (0)	7	0	0
Ability to write effectively	42.86% (3) 0% (0)	57.14% (4) 0% (0)	0% (0)0% (0)	0% (0)0% (0)	0% (0)0% (0)	7	0	0
Ability to use information technology in intellectual and/or professional pursuits	28.57% (2) 0% (0)	57.14% (4) 0% (0)	14.29% (1) 0% (0)	0% (0)0% (0)	0% (0)0% (0)	7	0	0
Ability to understand and appreciate cultural and ethnic differences between people	28.57% (2) 0% (0)	71.43% (5) 0% (0)	0% (0)0% (0)	0% (0)0% (0)	0% (0)0% (0)	7	0	0
Ability to understand international perspectives on economic, political, social, and cultural issues	28.57% (2) 0% (0)	57.14% (4) 0% (0)	14.29% (1) 0% (0)	0% (0)0% (0)	0% (0)0% (0)	7	0	0
Ability to gain an understanding of or appreciation for the arts	14.29% (1) 0% (0)	57.14% (4) 0% (0)	28.57% (2) 0% (0)	0% (0)0% (0)	0% (0)0% (0)	7	0	0
Ability to understand and apply quantitative principles and methods	50% (4)0% (0)	50% (4)0% (0)	0% (0)0% (0)	0% (0)0% (0)	0% (0)0% (0)	8	0	0
Ability to understand scientific method	66.67% (6) 0% (0)	33.33% (3) 0% (0)	0% (0)0% (0)	0% (0)0% (0)	0% (0)0% (0)	9	0	0
Total Respondents						7		
(skipped this question)						1		

9. How well did Fitchburg State University prepare you for the following personal and professional situational skill sets:

	Very Well	Well	Neutral	Poorly	Very Poorly	Response Total	Points	Avg
Your ability to work as a member of a team or group	50% (4)0% (0)	50% (4)0% (0)	0% (0)0% (0)	0% (0)0% (0)	0% (0)0% (0)	8	0	0
Your ability to get along with people of diverse backgrounds and perspectives	62.5% (5)0% (0)	37.5% (3)0% (0)	0% (0)0% (0)	0% (0)0% (0)	0% (0)0% (0)	8	0	0
Your ability to lead others effectively	42.86% (3)0% (0)	57.14% (4)0% (0)	0% (0)0% (0)	0% (0)0% (0)	0% (0)0% (0)	7	0	0
Your ability to evaluate and choose between alternative courses of action	28.57% (2)0% (0)	71.43% (5)0% (0)	0% (0)0% (0)	0% (0)0% (0)	0% (0)0% (0)	7	0	0
Your awareness of contemporary issues and their causes and consequences	50% (4)0% (0)	37.5% (3)0% (0)	12.5% (1)0% (0)	0% (0)0% (0)	0% (0)0% (0)	8	0	0
Total Respondents						7		
(skipped this question)						1		

10. We are always looking for feedback to help us with quality and improvements. Is there something you would like to share with us regarding facilities or your program that wasn't captured above?

1. No
2. More classes available at different times. Lab times are awful and for people with jobs makes it very difficult when only one lab time is available for everyday of the week.
The science department is full of some of the most excellent instructors I've ever had the privilege of being educated by. I think for a smaller-scale institution the academic and administrative departments are incredible.
- 3.

Also, commuters need more parking.

Total Respondents 3

(skipped this question) 5

11. What is your level of agreement with the following statements:

	Strongly Agree	Agree	Neutral	Disagree	Strongly Disagree	No Basis for Judgement	Response Total	Points	Avg
Faculty demonstrated commitment to my learning, personal well being and success	57.14% (4) 0% (0)	42.86% (3) 0% (0)	0% (0) (0)	0% (0) (0)	0% (0) (0)	0% (0) (0)	7	0	0
Administrators (e.g. vice presidents, deans and directors) demonstrated commitment to my learning, personal well being and success	25% (2) (0)	50% (4) (0)	0% (0) (0)	25% (2) (0)	0% (0) (0)	0% (0) (0)	8	0	0
Other University staff demonstrated commitment to my learning, personal well being and success	28.57% (2) 0% (0)	71.43% (5) 0% (0)	0% (0) (0)	0% (0) (0)	0% (0) (0)	0% (0) (0)	7	0	0
Library resources (e.g. books, database subscriptions, inter-library loan) were adequate for my research and learning needs	42.86% (3) 0% (0)	42.86% (3) 0% (0)	0% (0) (0)	0% (0) (0)	0% (0) (0)	14.29% (1) 0% (0)	7	0	0
Library hours and web resource availability were adequate for my research and learning needs	42.86% (3) 0% (0)	57.14% (4) 0% (0)	0% (0) (0)	0% (0) (0)	0% (0) (0)	0% (0) (0)	7	0	0
Library staff were knowledgeable and demonstrated commitment to my learning and academic success.	37.5% (3) 0% (0)	50% (4) (0)	0% (0) (0)	0% (0) (0)	0% (0) (0)	12.5% (1) 0% (0)	8	0	0
I learned about research strategies and sources of information from the library staff.	25% (2) (0)	62.5% (5) 0% (0)	12.5% (1) 0% (0)	0% (0) (0)	0% (0) (0)	0% (0) (0)	8	0	0
Total Respondents							7		
(skipped this question)							1		

12. Please rate your overall experience with the following offices, programs and services at Fitchburg State University:

	Very Positive	Mostly Positive	Neutral	Mostly Negative	Very Negative	No Interaction	Was Unaware	Response Total	Points	Avg
Academic Department Office/Staff	57.14% (4) 0% (0)	42.86% (3) 0% (0)	0% (0) (0)	0% (0) (0)	0% (0) (0)	0% (0) (0)	0% (0) (0)	7	0	0
Admissions Office	28.57% (2) 0% (0)	71.43% (5) 0% (0)	0% (0) (0)	0% (0) (0)	0% (0) (0)	0% (0) (0)	0% (0) (0)	7	0	0
Advising Center	57.14% (4) 0% (0)	0% (0) (0)	14.29% (1) 0% (0)	0% (0) (0)	0% (0) (0)	28.57% (2) 0% (0)	0% (0) (0)	7	0	0
Bookstore	28.57% (2) 0% (0)	42.86% (3) 0% (0)	0% (0) (0)	14.29% (1) 0% (0)	14.29% (1) 0% (0)	0% (0) (0)	0% (0) (0)	7	0	0
Capital Planning and Maintenance (e.g. buildings & grounds)	42.86% (3) 0% (0)	14.29% (1) 0% (0)	14.29% (1) 0% (0)	0% (0) (0)	0% (0) (0)	28.57% (2) 0% (0)	0% (0) (0)	7	0	0
Total Respondents							7			
							7	0	0	

Career Counseling Office	14.29% (1)	14.29% (1)	28.57% (2)	0% (0)	0% (0)	0% (0)	28.57% (2)	14.29% (1)				
Center for Diversity and Inclusiveness	25% (2)	12.5% (1)	12.5% (1)	0% (0)	0% (0)	0% (0)	37.5% (3)	12.5% (1)	8	0	0	
Chartwell's Dining Services	14.29% (1)	28.57% (2)	14.29% (1)	0% (0)	0% (0)	0% (0)	14.29% (1)	28.57% (2)	7	0	0	
Commuter Affairs	14.29% (1)	28.57% (2)	0% (0)	28.57% (2)	0% (0)	0% (0)	14.29% (1)	14.29% (1)	7	0	0	
Counseling Services	14.29% (1)	14.29% (1)	0% (0)	0% (0)	0% (0)	0% (0)	57.14% (4)	14.29% (1)	7	0	0	
Disability Services	14.29% (1)	14.29% (1)	0% (0)	0% (0)	0% (0)	0% (0)	57.14% (4)	14.29% (1)	7	0	0	
Financial Aid	25% (2)	50% (4)	25% (2)	0% (0)	0% (0)	0% (0)	0% (0)	0% (0)	8	0	0	
Graduate and Continuing Education (GCE)	28.57% (2)	14.29% (1)	14.29% (1)	0% (0)	0% (0)	0% (0)	28.57% (2)	14.29% (1)	7	0	0	
Health Services	42.86% (3)	28.57% (2)	0% (0)	0% (0)	0% (0)	0% (0)	28.57% (2)	0% (0)	7	0	0	
Housing and Residential Services	14.29% (1)	14.29% (1)	14.29% (1)	0% (0)	0% (0)	0% (0)	42.86% (3)	14.29% (1)	7	0	0	
Information Desk (Hammond Hall)	28.57% (2)	14.29% (1)	0% (0)	28.57% (2)	0% (0)	0% (0)	14.29% (1)	14.29% (1)	7	0	0	
International Education (e.g. study abroad)	14.29% (1)	28.57% (2)	0% (0)	0% (0)	0% (0)	0% (0)	42.86% (3)	14.29% (1)	7	0	0	
On-campus Job Recruitment	28.57% (2)	28.57% (2)	0% (0)	0% (0)	0% (0)	0% (0)	28.57% (2)	14.29% (1)	7	0	0	
One Card	57.14% (4)	28.57% (2)	14.29% (1)	0% (0)	0% (0)	0% (0)	0% (0)	0% (0)	7	0	0	
Online Services (e.g. financial aid, registration, add/drop)	50% (4)	25% (2)	25% (2)	0% (0)	0% (0)	0% (0)	0% (0)	0% (0)	8	0	0	
Parking	28.57% (2)	28.57% (2)	14.29% (1)	0% (0)	28.57% (2)	0% (0)	0% (0)	0% (0)	7	0	0	
Recreation Services	28.57% (2)	28.57% (2)	28.57% (2)	0% (0)	0% (0)	0% (0)	14.29% (1)	0% (0)	7	0	0	
Registrar's Office	28.57% (2)	42.86% (3)	28.57% (2)	0% (0)	0% (0)	0% (0)	0% (0)	0% (0)	7	0	0	
Shuttle Service	14.29% (1)	14.29% (1)	14.29% (1)	0% (0)	0% (0)	0% (0)	42.86% (3)	14.29% (1)	7	0	0	
Student Accounts	42.86% (3)	14.29% (1)	28.57% (2)	0% (0)	0% (0)	0% (0)	14.29% (1)	0% (0)	7	0	0	
Student Development Office	28.57% (2)	28.57% (2)	0% (0)	14.29% (1)	0% (0)	0% (0)	28.57% (2)	0% (0)	7	0	0	
Technology Help Desk	28.57% (2)	14.29% (1)	28.57% (2)	0% (0)	0% (0)	0% (0)	14.29% (1)	14.29% (1)	7	0	0	
Tutor Center	71.43% (5)	14.29% (1)	0% (0)	0% (0)	0% (0)	0% (0)	14.29% (1)	0% (0)	7	0	0	
University Catalog	16.67% (1)	50% (3)	0% (0)	0% (0)	0% (0)	0% (0)	16.67% (1)	16.67% (1)	6	0	0	
University Email	28.57% (2)	42.86% (3)	14.29% (1)	0% (0)	0% (0)	0% (0)	0% (0)	14.29% (1)	7	0	0	
University Police	28.57% (2)	28.57% (2)	0% (0)	0% (0)	0% (0)	0% (0)	28.57% (2)	14.29% (1)	7	0	0	
University Website	42.86% (3)	42.86% (3)	14.29% (1)	0% (0)	0% (0)	0% (0)	0% (0)	0% (0)	7	0	0	
Veteran Services	14.29% (1)	28.57% (2)	0% (0)	0% (0)	0% (0)	0% (0)	42.86% (3)	14.29% (1)	7	0	0	
Volunteer Center	14.29% (1)	14.29% (1)	14.29% (1)	0% (0)	0% (0)	0% (0)	42.86% (3)	14.29% (1)	7	0	0	
Total Respondents									7			
									(skipped this question)	1		

13. Is there something that you would like to share with us regarding our faculty, staff, or administrators that wasn't captured in the questions above?

- No
- For the most part I feel that the employees here are great people. Custodial staff are always pleasant and enjoyable to talk to. In all honesty though, the subway workers can be more than a bit rude. Other than that I have nothing but compliments for faculty, staff and most administrators. One of the academic deans in the science department however was not a fan favorite.

Total Respondents 2

(skipped this question) 6

14. Is there something you would like to share with us regarding our offices, programs and services at Fitchburg State University that wasn't captured in the questions above?

1. No
As a commuter I never knew anything regarding shuttling services. But also, the parking here is a real issue. There's never any spots and the police are out there ticketing with a passion I've never seen.
2. Residents buy commuter passes and take up spots in commuter lots in addition to their own large lot on North. That lot should be for commuters as well. There's no reason to drive in 30-60 minutes then still have a 10+ minute walk to class. People are late to class because of this and it causes panic during parking which then leads to parking violations and more tickets. You can't win.
I feel like parking as a commuter is abysmal. Some commuters drive over an hour and through traffic and then have to struggle to find parking and sometimes have to park as far away as McKay which can also entail a treacherous walk. Sometimes too residents park in these lots and take up our commuter spaces and sometimes nothing is done about it. On top of that, they get a lot right next to Hammond that is just as big as Ross but is technically closer than most of the buildings on campus. Commuters make up just as much as residents in campus life but it seems they get less ample parking.
- 3.

Total Respondents 3

(skipped this question) 5

15. Please select your level of agreement with the following statements:

	Very High	High	Average	Low	Very Low	Response Total	Points	Avg
Overall satisfaction with my experience with Fitchburg State University	57.14% (4)0% (0)	28.57% (2)0% (0)	14.29% (1)0% (0)	0% (0)0% (0)	0% (0)0% (0)	7	0	0
Likelihood that I will recommend the University to others	57.14% (4)0% (0)	28.57% (2)0% (0)	14.29% (1)0% (0)	0% (0)0% (0)	0% (0)0% (0)	7	0	0
Likelihood that I will stay connected to the campus after completion of my degree	0% (0)0% (0)	62.5% (5)0% (0)	12.5% (1)0% (0)	25% (2)0% (0)	0% (0)0% (0)	8	0	0

Total Respondents 7
(skipped this question) 1

16. As we have stated previously, we are always looking for feedback that will help us improve. Is there something more you would like to share with us about your overall experience at Fitchburg State University?

1. No
2. This school genuinely provided me with opportunities I'd never thought of, and now I have my entire graduate life set up. Thank you.

Total Respondents 2

(skipped this question) 6

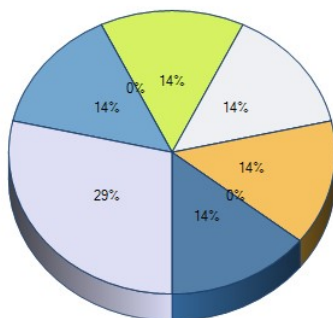
17. As you prepare to leave Fitchburg State University, we would like to know about your short-term plans. Please mark each of the following as they relate to you currently.

	Yes	No	Not Applicable	Response Total	Points	Avg
I am currently employed or have a job offer in a field closely related to my current program of study	0% (0)0% (0)	57.14% (4)0% (0)	42.86% (3)0% (0)	7	0	0
I am currently employed or have a job offer in a field that is not related to my current program of study	28.57% (2)0% (0)	57.14% (4)0% (0)	14.29% (1)0% (0)	7	0	0
I am searching for employment in a field closely related to my current program of study	71.43% (5)0% (0)	14.29% (1)0% (0)	14.29% (1)0% (0)	7	0	0
I am searching for employment in a field not closely related to my current program of study	14.29% (1)0% (0)	71.43% (5)0% (0)	14.29% (1)0% (0)	7	0	0
I have been accepted into a graduate program to continue my education at Fitchburg State University	0% (0)0% (0)	85.71% (6)0% (0)	14.29% (1)0% (0)	7	0	0
I have been accepted into a graduate or doctoral program to continue my	28.57% (2)0% (0)	57.14% (4)0% (0)	14.29% (1)0% (0)	7	0	0

education at another institution

I am not planning to continue my education at this time	28.57% (2)0% (0)	71.43% (5)0% (0)	0% (0)0% (0)	7	0	0
I am pursuing the military	0% (0)0% (0)	100% (7)0% (0)	0% (0)0% (0)	7	0	0
Total Respondents				7		
(skipped this question)				1		

18. What is your current or expected (if you are just starting a new position) annual salary?



	Response Total	Response Percent
None - not working	2	29%
Less than \$20,000	1	14%
\$20,001 - \$30,000	0	0%
\$30,001 - \$40,000	1	14%
\$40,001 - \$50,000	1	14%
\$50,001 - \$60,000	1	14%
\$60,001 +	0	0%
Prefer not to disclose	1	14%
Total Respondents	7	
(skipped this question)	1	

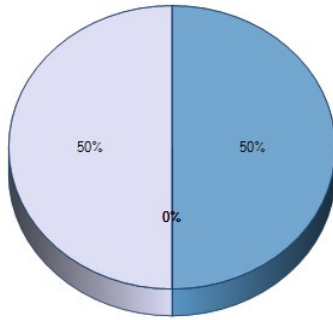
19. How would you rate the importance of the following while attending Fitchburg State University:

	Very Important	Important	Neutral	Unimportant	Very Unimportant	Response Total	Points	Avg
Small, New England campus	62.5% (5)0% (0)	25% (2)0% (0)	12.5% (1)0% (0)	0% (0)0% (0)	0% (0)0% (0)	8	0	0
Low student-to-faculty ratio	75% (6)0% (0)	12.5% (1)0% (0)	12.5% (1)0% (0)	0% (0)0% (0)	0% (0)0% (0)	8	0	0
Accessible to my work/home/family	75% (6)0% (0)	25% (2)0% (0)	0% (0)0% (0)	0% (0)0% (0)	0% (0)0% (0)	8	0	0
Close-knit, friendly culture	57.14% (4)0% (0)	28.57% (2)0% (0)	14.29% (1)0% (0)	0% (0)0% (0)	0% (0)0% (0)	7	0	0
Diversity of student body	28.57% (2)0% (0)	0% (0)0% (0)	57.14% (4)0% (0)	14.29% (1)0% (0)	0% (0)0% (0)	7	0	0
Academic program(s)	75% (6)0% (0)	25% (2)0% (0)	0% (0)0% (0)	0% (0)0% (0)	0% (0)0% (0)	8	0	0
Affordability	87.5% (7)0% (0)	12.5% (1)0% (0)	0% (0)0% (0)	0% (0)0% (0)	0% (0)0% (0)	8	0	0
Faculty	75% (6)0% (0)	12.5% (1)0% (0)	0% (0)0% (0)	0% (0)0% (0)	12.5% (1)0% (0)	8	0	0
Residential life	14.29% (1)0% (0)	14.29% (1)0% (0)	28.57% (2)0% (0)	28.57% (2)0% (0)	14.29% (1)0% (0)	7	0	0
Facilities	57.14% (4)0% (0)	14.29% (1)0% (0)	28.57% (2)0% (0)	0% (0)0% (0)	0% (0)0% (0)	7	0	0
Financial Aid	71.43% (5)0% (0)	14.29% (1)0% (0)	0% (0)0% (0)	0% (0)0% (0)	14.29% (1)0% (0)	7	0	0
Many activities in the region	37.5% (3)0% (0)	25% (2)0% (0)	25% (2)0% (0)	0% (0)0% (0)	12.5% (1)0% (0)	8	0	0
Services/support to first generation students	25% (2)0% (0)	37.5% (3)0% (0)	25% (2)0% (0)	0% (0)0% (0)	12.5% (1)0% (0)	8	0	0
Volunteer opportunities	14.29% (1)0% (0)	28.57% (2)0% (0)	57.14% (4)0% (0)	0% (0)0% (0)	0% (0)0% (0)	7	0	0
Athletics	14.29% (1)0% (0)	28.57% (2)0% (0)	42.86% (3)0% (0)	0% (0)0% (0)	14.29% (1)0% (0)	7	0	0
Military-friendly	14.29% (1)0% (0)	28.57% (2)0% (0)	57.14% (4)0% (0)	0% (0)0% (0)	0% (0)0% (0)	7	0	0
LGBTQ-friendly	28.57% (2)0% (0)	14.29% (1)0% (0)	57.14% (4)0% (0)	0% (0)0% (0)	0% (0)0% (0)	7	0	0
Honors Program	14.29% (1)0% (0)	28.57% (2)0% (0)	57.14% (4)0% (0)	0% (0)0% (0)	0% (0)0% (0)	7	0	0
Employment prospects	57.14% (4)0% (0)	14.29% (1)0% (0)	28.57% (2)0% (0)	0% (0)0% (0)	0% (0)0% (0)	7	0	0
Internships	57.14% (4)0% (0)	14.29% (1)0% (0)	28.57% (2)0% (0)	0% (0)0% (0)	0% (0)0% (0)	7	0	0
Study Abroad opportunities	14.29% (1)0% (0)	28.57% (2)0% (0)	42.86% (3)0% (0)	0% (0)0% (0)	14.29% (1)0% (0)	7	0	0
ROTC/National Guard				0% (0)0% (0)		6	0	0

16.67% (1) 16.67% (1) 33.33% (2) 33.33% (2)0%
 0% (0) 0% (0) 0% (0) (0)

Total Respondents 7
 (skipped this question) 1

20. How many times did you change your major at Fitchburg State University?



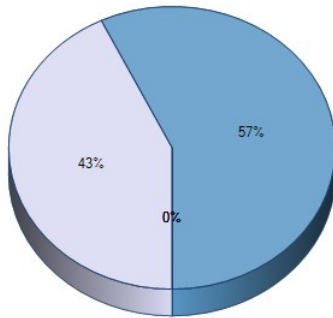
	Response Total	Response Percent
None	3	50%
Once	3	50%
2 Times	0	0%
3 times	0	0%
More than 3 times	0	0%
Total Respondents	6	
(skipped this question)	2	

21. As you finish your degree journey at Fitchburg State University, we would like to know how much your time here has impacted your growth. Please select the answer that best fits our impact on your growth below.

	Very Significant	Significant	No Change	Insignificant	Very Insignificant	Response Total	Points	Avg
Academic Growth (broadened your perception of the need to learn)	71.43% (5) 0% (0)	28.57% (2) 0% (0)	0% (0) 0% (0)	0% (0) 0% (0)	0% (0) 0% (0)	7	0	0
Personal Growth	100% (7) 0% (0)	0% (0) 0% (0)	0% (0) 0% (0)	0% (0) 0% (0)	0% (0) 0% (0)	7	0	0
Professional Growth (broaden your understanding of the need to continue to learn to achieve your career goals)	71.43% (5) 0% (0)	28.57% (2) 0% (0)	0% (0) 0% (0)	0% (0) 0% (0)	0% (0) 0% (0)	7	0	0

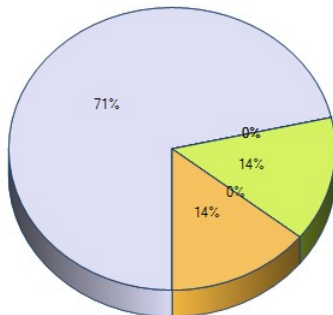
Total Respondents 7
 (skipped this question) 1

22. To which gender identity do you most identify?



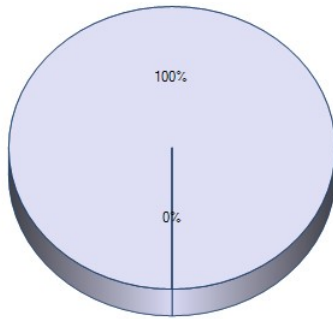
	Response Total	Response Percent
Male	3	43%
Female	4	57%
Transgender Male	0	0%
Transgender Female	0	0%
Do not identify as female, male or transgender	0	0%
Total Respondents	7	
(skipped this question)	1	

23. To which racial heritage do you predominantly identify?



	Response Total	Response Percent
White/Caucasian	5	71%
Asian	0	0%
Hispanic/Latino	0	0%
Black/African American	1	14%
American Indian	0	0%
Other	1	14%
Total Respondents	7	
(skipped this question)	1	

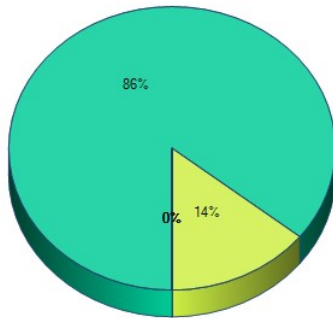
24. During your time at the University, did you attend full-time or part-time?



- Full-time
- Part-time

	Response Total	Response Percent
Full-time	7	100%
Part-time	0	0%
Total Respondents	7	
(skipped this question)	1	

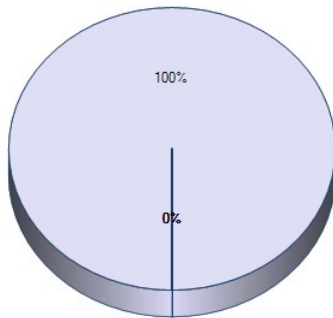
25. During your time at the University, approximately how many hours did you work per week?



- 0
- 1 - 10
- 11 - 20
- 21 - 30
- 31 - 40
- 40+

	Response Total	Response Percent
0	0	0%
1 - 10	0	0%
11 - 20	6	86%
21 - 30	1	14%
31 - 40	0	0%
40+	0	0%
Total Respondents	7	
(skipped this question)	1	

26. How many dependents do you have (not including yourself)?



- 1
- 2
- 3
- 4
- 5
- 5+

	Response Total	Response Percent
1	1	100%
2	0	0%
3	0	0%
4	0	0%
5	0	0%
5+	0	0%
Total Respondents	1	
(skipped this question)	7	