



## First Year Alumni Feedback (2017/18 Graduates)

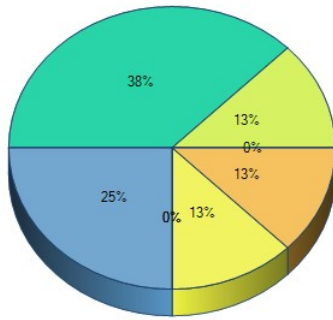
Survey Title: First Year Alumni Feedback (2017/18)

### Responses By Question Analysis:

1. We would like to know about your short-term plans. Please mark each of the following as they relate to you currently:

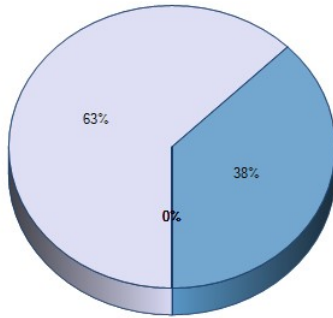
	Yes	No	Not Applicable	Response Total	Points	Avg
I am currently employed or have a job offer in a field directly related to my degree	88.89% (8)0% (0)	11.11% (1)0% (0)	0% (0)0% (0)	9	0	0
I am currently employed or have a job offer in a field that is not related to my degree	0% (0)0% (0)	57.14% (4)0% (0)	42.86% (3)0% (0)	7	0	0
I am searching for employment in a field directly related to my degree	42.86% (3)0% (0)	28.57% (2)0% (0)	28.57% (2)0% (0)	7	0	0
I am searching for employment in a field not directly related to my degree	0% (0)0% (0)	71.43% (5)0% (0)	28.57% (2)0% (0)	7	0	0
I have been accepted into a graduate program to continue my education at Fitchburg State University	12.5% (1)0% (0)	50% (4)0% (0)	37.5% (3)0% (0)	8	0	0
I have been accepted into a graduate or doctoral program to continue my education at another institution	14.29% (1)0% (0)	57.14% (4)0% (0)	28.57% (2)0% (0)	7	0	0
I am not planning to continue my education at this time	71.43% (5)0% (0)	28.57% (2)0% (0)	0% (0)0% (0)	7	0	0
I am a member of the Armed Forces	0% (0)0% (0)	71.43% (5)0% (0)	28.57% (2)0% (0)	7	0	0
<b>Total Respondents</b>				<b>9</b>		

2. How long did it take you to find your current position?



	Response Total	Response Percent
Have not found a position yet	0	0%
Held the position while I completed my degree	2	25%
Secured my position prior to graduation	3	38%
Less than 30 days after graduation	1	12%
1 - 3 months after graduation	0	0%
4-6 months after graduation	1	12%
7 or more months after graduation	1	12%
Did not pursue employment	0	0%
<b>Total Respondents</b>	<b>8</b>	
<b>(skipped this question)</b>	<b>1</b>	

3. Are you satisfied with the course of your career thus far?



	Response Total	Response Percent
Very Satisfied	5	62%
Satisfied	3	38%
Neutral	0	0%
Dissatisfied	0	0%
Very Dissatisfied	0	0%
Not Working at This Time	0	0%
<b>Total Respondents</b>	<b>8</b>	
<b>(skipped this question)</b>	<b>1</b>	

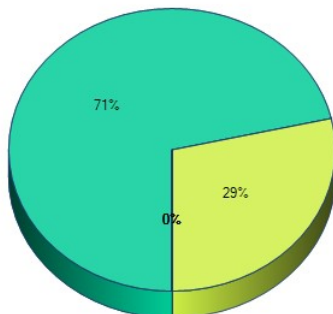
4. Where are you currently employed and what is your job title?

1. Software engineer
2. A private company as a bookkeeping clerk
3. Clear tech group in Leominster: service engineer
4. AECOM in Chelmsford, MA
5. Greater Lowell Technical High School
6. CDM Smith; Construction Specialist
7. Hutchinson Aerospace & Industry Test Engineer
8. Mosquito Squad, Sales Agent

(skipped this question) 1

Total Respondents 8

5. In what sector are you employed?



	Response Total	Response Percent
Not employed	0	0%
Self-employed	0	0%
For-profit corporation/company	5	71%
Government or other public institution or agency	2	29%
Military	0	0%
Non-profit organization, institution or NGO	0	0%
<b>Total Respondents</b>	<b>7</b>	
<b>(skipped this question)</b>	<b>2</b>	



**8.** We believe that Fitchburg State Alumni are always expanding their body of knowledge and would like to know what types of professional development activities you have engaged in since completion of your program of study? (i.e. attended conferences or workshops, given presentation at conference or workshops, conducting scholarly research, licensures or certifications completed, etc.)

1. Aws certifications  
Security certificate
2. None, just looking for a job
3. None yet, would like to do courses in Quickbooks
4. NA
5. Professional presentations, lunch and learns, exhibitions, etc
6. Completed leadership one and plan on attending leadership two in the fall
7. OSHA 40 and Competent Person training, offered through the company
8. Attend business conferences for local firm's. I am continuing my education formally via the online accelerated MBA program.

**Total Respondents 8**

(skipped this question) 1

**9.** We like to know where our graduates are in the world. Please provide us with the city and state or country in which you currently reside.

1. Mass, usa
2. Fitchburg, MA
3. Leominster, MA
4. Fitchburg, MA, USA
5. Merrimack, NH
6. Dracut Massachusetts
7. Chelmsford, MA
8. Webster Massachusetts
9. Fitchburg, MA

**Total Respondents 9**

**10.** Rate the quality of the following in respect to the degree you received one year ago:

	Excellent	Good	Fair	Poor	Response Total	Points	Avg
Quality of faculty instruction	22.22% (2)0% (0)	55.56% (5)0% (0)	22.22% (2)0% (0)	0% (0)0% (0)	9	0	0
Level of individual attention	33.33% (3)0% (0)	66.67% (6)0% (0)	0% (0)0% (0)	0% (0)0% (0)	9	0	0
Quality of academic advisement	37.5% (3)0% (0)	37.5% (3)0% (0)	25% (2)0% (0)	0% (0)0% (0)	8	0	0
Curriculum linked to job related skills and knowledge	11.11% (1)0% (0)	66.67% (6)0% (0)	11.11% (1)0% (0)	11.11% (1)0% (0)	9	0	0
Preparation to meet the demands of my job	10% (1)0% (0)	50% (5)0% (0)	30% (3)0% (0)	10% (1)0% (0)	10	0	0
Preparation to continue my education	11.11% (1)0% (0)	66.67% (6)0% (0)	11.11% (1)0% (0)	11.11% (1)0% (0)	9	0	0
<b>Total Respondents</b>					<b>9</b>		

**11.** Looking back at your academic career at Fitchburg State University, please select your level of agreement with the following:

	Strongly Agree	Agree	Neutral	Disagree	Strongly Disagree	Response Total	Points	Avg
The social and interpersonal skills you developed have impacted your life	33.33% (3)0% (0)	44.44% (4)0% (0)	22.22% (2)0% (0)	0% (0)0% (0)	0% (0)0% (0)	9	0	0
You have benefitted from the personal connections you made	20% (2)0% (0)	40% (4)0% (0)	40% (4)0% (0)	0% (0)0% (0)	0% (0)0% (0)	10	0	0
You have benefitted from the social networks of which you were/are a part	11.11% (1)0% (0)	55.56% (5)0% (0)	11.11% (1)0% (0)	22.22% (2)0% (0)	0% (0)0% (0)	9	0	0
The benefits of attending were worth the financial cost	40% (4)0% (0)	30% (3)0% (0)	20% (2)0% (0)	10% (1)0% (0)	0% (0)0% (0)	10	0	0
<b>Total Respondents</b>						<b>9</b>		

**12.** How well did Fitchburg State University prepare you in terms of the following skill sets:

	Very Well	Well	Neutral	Poorly	Very Poorly	Response Total	Points	Avg
Ability to think analytically and logically	37.5% (3) (0)	62.5% (5) (0)	0% (0) (0)	0% (0) (0)	0% (0) (0)	8	0	0
Ability to acquire new skills and knowledge on your own	60% (6) (0)	20% (2) (0)	20% (2) (0)	0% (0) (0)	0% (0) (0)	10	0	0
Ability to use the knowledge, ideas, or perspectives gained from your major field	60% (6) (0)	30% (3) (0)	10% (1) (0)	0% (0) (0)	0% (0) (0)	10	0	0
Ability to orally communicate well	22.22% (2) (0)	55.56% (5) (0)	22.22% (2) (0)	0% (0) (0)	0% (0) (0)	9	0	0
Ability to judge information/ideas/actions/conclusions based on sources/methods/reasoning	40% (4) (0)	50% (5) (0)	10% (1) (0)	0% (0) (0)	0% (0) (0)	10	0	0
Ability to write effectively	55.56% (5) (0)	22.22% (2) (0)	22.22% (2) (0)	0% (0) (0)	0% (0) (0)	9	0	0
Ability to use information technology in intellectual and/or professional pursuits	66.67% (6) (0)	11.11% (1) (0)	22.22% (2) (0)	0% (0) (0)	0% (0) (0)	9	0	0
Ability to understand and appreciate cultural and ethnic differences between people	55.56% (5) (0)	11.11% (1) (0)	33.33% (3) (0)	0% (0) (0)	0% (0) (0)	9	0	0
Ability to understand international perspectives on economic, political, social, and cultural issues	22.22% (2) (0)	44.44% (4) (0)	33.33% (3) (0)	0% (0) (0)	0% (0) (0)	9	0	0
Ability to gain an understanding of or appreciation for the arts	22.22% (2) (0)	44.44% (4) (0)	33.33% (3) (0)	0% (0) (0)	0% (0) (0)	9	0	0
Ability to understand and apply quantitative principles and methods	55.56% (5) (0)	22.22% (2) (0)	22.22% (2) (0)	0% (0) (0)	0% (0) (0)	9	0	0
Ability to understand scientific method	33.33% (3) (0)	0% (0) (0)	66.67% (6) (0)	0% (0) (0)	0% (0) (0)	9	0	0
<b>Total Respondents</b>						<b>9</b>		

**13.** How well did Fitchburg State University prepare you for the following personal and professional situational skill sets:

	Very Well	Well	Neutral	Poorly	Very Poorly	Response Total	Points	Avg
Your ability to work as a member of a team or group	44.44% (4) (0)	44.44% (4) (0)	11.11% (1) (0)	0% (0) (0)	0% (0) (0)	9	0	0
Your ability to get along with people of diverse backgrounds and perspectives	55.56% (5) (0)	33.33% (3) (0)	11.11% (1) (0)	0% (0) (0)	0% (0) (0)	9	0	0
Your ability to lead others effectively	55.56% (5) (0)	33.33% (3) (0)	11.11% (1) (0)	0% (0) (0)	0% (0) (0)	9	0	0
Your ability to evaluate and choose between alternative courses of action	12.5% (1) (0)	75% (6) (0)	12.5% (1) (0)	0% (0) (0)	0% (0) (0)	8	0	0
Your awareness of contemporary issues and their cause and consequences	33.33% (3) (0)	44.44% (4) (0)	22.22% (2) (0)	0% (0) (0)	0% (0) (0)	9	0	0
<b>Total Respondents</b>						<b>9</b>		

**14.** What did we not ask you about but you feel we should know?

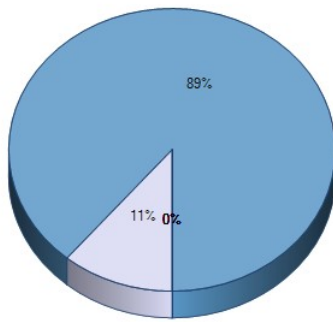
1. What is taught in my field vs. what is required in the real world in terms of technology and experience.
2. What is my major - Business Administration - Accounting
3. n/a

**Total Respondents 3**

(skipped this question)

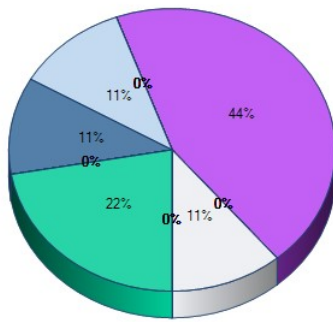
6

**15.** Please select the Degree you completed at Fitchburg State University from the list below.



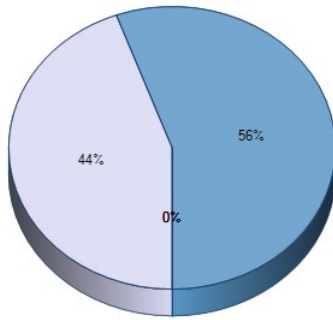
	Response Total	Response Percent
<input type="checkbox"/> Bachelor of Arts (BA)	1	11%
<input checked="" type="checkbox"/> Bachelor of Science (BS)	8	89%
<input type="checkbox"/> Certificate of Graduate Study (CAGS)	0	0%
<input type="checkbox"/> Master of Arts (MA)	0	0%
<input type="checkbox"/> Master of Arts in Teaching (MAT)	0	0%
<input type="checkbox"/> Master of Business Administration (MBA)	0	0%
<input type="checkbox"/> Master of Education (MEd)	0	0%
<input type="checkbox"/> Master of Science (MS)	0	0%
<b>Total Respondents</b>	<b>9</b>	

16. Please select the major field studied for your degree:



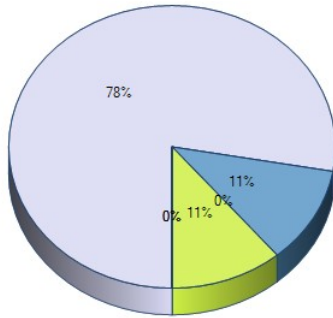
	Response Total	Response Percent
Arts Education (MEd only)	0	0%
Biology	0	0%
Business Administration	2	22%
Chemistry	0	0%
Clinical Mental Health Counseling	0	0%
Communication (MS only)	0	0%
Communications Media	0	0%
Computer Information Systems	1	11%
Computer Science	1	11%
Criminal Justice	0	0%
Curriculum and Teaching (MEd only)	0	0%
Early Childhood Education	0	0%
Educational Leadership and Management (MEd only)	0	0%
Economics	0	0%
Elementary Education	0	0%
English Studies	0	0%
Environmental and Earth Science	0	0%
Exercise and Sports Science	0	0%
Game Design	0	0%
Geographic Science and Technology	0	0%
History	0	0%
Human Services	0	0%
Industrial Technology	4	44%
Interdisciplinary Studies	0	0%
LECOM Early Acceptance	0	0%
Mathematics	0	0%
Middle School Education	0	0%
Nursing - General	0	0%
Nursing - LPN to Baccalaureate	0	0%
Nursing - RN to Baccalaureate	0	0%
Occupational/Vocational Education	1	11%
Political Science	0	0%
Psychological Science	0	0%
Science Education (MEd only)	0	0%
Sociology	0	0%
Special Education	0	0%
Technology Education (Grades 5-12)	0	0%
<b>Total Respondents</b>	<b>9</b>	

17. To which gender identity do you most identify?



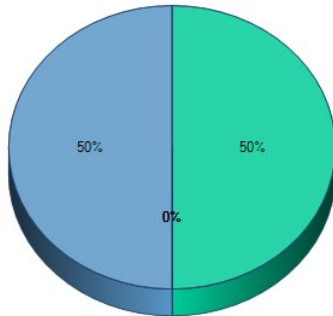
	Response Total	Response Percent
Male	4	44%
Female	5	56%
Transgender Male	0	0%
Transgender Female	0	0%
Do not identify as female, male or transgender	0	0%
<b>Total Respondents</b>	<b>9</b>	

18. To which racial heritage do you predominantly identify?



	Response Total	Response Percent
White/Caucasian	7	78%
Asian	1	11%
Hispanic/Latino	0	0%
Black/African American	1	11%
American Indian	0	0%
Other	0	0%
<b>Total Respondents</b>	<b>9</b>	

19. How many dependents do you have (not including yourself)?



	Response Total	Response Percent
1	0	0%
2	1	50%
3	1	50%
4	0	0%
5	0	0%
5+	0	0%
<b>Total Respondents</b>	<b>2</b>	
<b>(skipped this question)</b>	<b>7</b>	