



Third Year Alumni Feedback 2014 2015 Grads

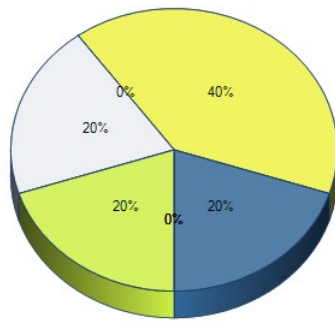
Survey Title: Third-Year Alumni Feedback

Responses By Question Analysis:

1. We would like to know about your short-term plans. Please mark each of the following as they relate to you currently:

	Yes	No	Not Applicable	Response Total	Points	Avg
I am currently employed or have a job offer in a field closely related to my degree	80% (4)0% (0)	20% (1)0% (0)	0% (0)0% (0)	5	0	0
I am currently employed or have a job offer in a field that is not related to my degree	0% (0)0% (0)	100% (5)0% (0)	0% (0)0% (0)	5	0	0
I am searching for employment in a field closely related to my degree	20% (1)0% (0)	80% (4)0% (0)	0% (0)0% (0)	5	0	0
I am searching for employment in a field not closely related to my degree	20% (1)0% (0)	80% (4)0% (0)	0% (0)0% (0)	5	0	0
I have been accepted into a graduate program to continue my education at Fitchburg State University	20% (1)0% (0)	20% (1)0% (0)	60% (3)0% (0)	5	0	0
I have been accepted into a graduate or doctoral program to continue my education at another institution	0% (0)0% (0)	40% (2)0% (0)	60% (3)0% (0)	5	0	0
I am not planning to continue my education at this time	40% (2)0% (0)	40% (2)0% (0)	20% (1)0% (0)	5	0	0
I am a member of the Armed Forces	0% (0)0% (0)	80% (4)0% (0)	20% (1)0% (0)	5	0	0
Total Respondents				5		

2. How long did it take you to find your first position after graduating?



	Response Total	Response Percent
Have not found a position yet	0	0%
Held the position while I completed my degree	0	0%
Secured my position prior to graduation	0	0%
Less than 30 days after graduation	1	20%
1 - 3 months after graduation	1	20%
4-6 months after graduation	0	0%
7 or more months after graduation	2	40%
Did not pursue employment	1	20%
Total Respondents	5	

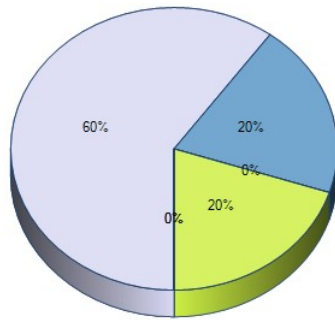
3. How many times have you changed employers or been promoted since graduation three years ago?

1. After graduating from FSU, I worked at the dry cleaners for a year. I wasn't able to find a job in my field because 1. I'm not a licensed teacher and 2. I didn't know that there other ways to still work in education without a license to teach. I ended up finding a job in the out of school time education field and am now unemployed since the organization closed due to funding. I love FSU but I think the Education department should help students find out other avenues they can take that doesn't require a license. I feel like FSU failed me in that sense.
2. 3
3. I have not changed employers at all. I have made advances in my pay, but I have not been "promoted." I am a special education teacher.
4. 3 is the hard count.

Total Respondents 4

(skipped this question) 1

4. Are you satisfied with the course of your career thus far?



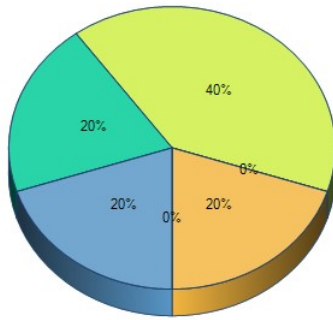
	Response Total	Response Percent
Very Satisfied	3	60%
Satisfied	1	20%
Neutral	0	0%
Dissatisfied	1	20%
Very Dissatisfied	0	0%
Not Working at This Time	0	0%
Total Respondents	5	

5. Where are you currently employed and what is your job title?

1. I'm currently unemployed but my previous title was a program coordinator.
2. Vocational High School
Plumbing Instructor
3. Developmental specialist at Aspire Early Intervention
4. Hawthorne Brook Middle School, Special Education Teacher
5. I am self employed and founded a language school in the Czech Republic.

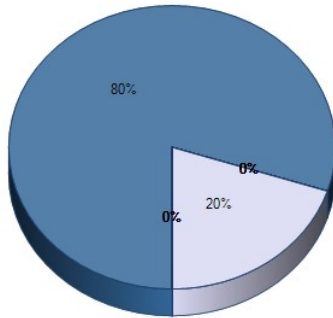
Total Respondents 5

6. In what sector are you employed?



	Response Total	Response Percent
Not employed	0	0%
Self-employed	1	20%
For-profit corporation/company	1	20%
Government or other public institution or agency	2	40%
Military	0	0%
Non-profit organization, institution or NGO	1	20%
Total Respondents	5	

7. Please select the industry that best describes your employer.



	Response Total	Response Percent
N/A - Not working	0	0%
Agriculture	0	0%
Biotech/Pharmaceutical	0	0%
Business Services	0	0%
Communications/Marketing/PR	0	0%
Computer Science/Technology	0	0%
Education: Higher Education	0	0%
Education: PreK - High School	4	80%
Engineering	0	0%
Environment	0	0%
Financial Services	0	0%
Fine/Performing Arts	0	0%
Food Service	0	0%
Healthcare	0	0%
Hospitality/Tourism/Travel	0	0%
Information Technology	0	0%
Law/Legal Services	0	0%
Manufacturing	0	0%
Media/Journalism/Publishing	0	0%
Medicine	0	0%
Military/Defense	0	0%
Politics/Public Policy/Advocacy	0	0%
Retail	0	0%
Social Services	0	0%
Sports/Fitness	0	0%
Technology	0	0%
Other, please specify	1	20%
Total Respondents	5	

Education of English Language

8. We are always interested in our Alumni's continued interest in their personal and professional development. Which, if any, professional organizations have you joined since completing your program of study?

1. None
2. none
3. "professional organization" is a really broad term.

Total Respondents 3

(skipped this question) 2

9. We believe that Fitchburg State Alumni are always expanding their body of knowledge and would like to know what types of professional development activities you have engaged in since completion of your program of study? (i.e. attended conferences or workshops, given presentation at conference or workshops, conducting scholarly research, licensures or certifications completed, etc.)

1. SRI School Reform Initiative- Work Shop
2. I am about to graduate with my Master's in Special Education from Fitchburg State.
I attended professional development activities in Fitchburg Public Schools before I became self employed.
3. Currently I am teaching a English course to teachers in Prague, It has been a great experience for them and me as we share our teaching experience.

Total Respondents 3

(skipped this question) 2

10. We like to know where our graduates are in the world. Please provide us with the city and state or country in which you currently reside.

1. South Shore of Massachusetts
2. Boston, MA
3. Wakefield MA
4. West Townsend, MA
5. Prague, Czech Republic

Total Respondents 5

11. Rate the quality of the following with respect to the degree you received three years ago:

	Excellent	Good	Fair	Poor	Response Total	Points	Avg
Quality of faculty instruction	80% (4)0% (0)	20% (1)0% (0)	0% (0)0% (0)	0% (0)0% (0)	5	0	0
Level of individual attention	100% (5)0% (0)	0% (0)0% (0)	0% (0)0% (0)	0% (0)0% (0)	5	0	0
Quality of academic advisement	60% (3)0% (0)	20% (1)0% (0)	0% (0)0% (0)	20% (1)0% (0)	5	0	0
Curriculum linked to job related skills and knowledge	20% (1)0% (0)	40% (2)0% (0)	40% (2)0% (0)	0% (0)0% (0)	5	0	0
Preparation to meet the demands of my job	20% (1)0% (0)	60% (3)0% (0)	20% (1)0% (0)	0% (0)0% (0)	5	0	0
Preparation to continue my education	16.67% (1)0% (0)	33.33% (2)0% (0)	33.33% (2)0% (0)	16.67% (1)0% (0)	6	0	0
Total Respondents					5		

12. Please select your level of agreement with the following statements:

	Very High	High	Average	Low	Very Low	Response Total	Points	Avg
Overall satisfaction with my experience with Fitchburg State University	40% (2)0% (0)	40% (2)0% (0)	20% (1)0% (0)	0% (0)0% (0)	0% (0)0% (0)	5	0	0
Total Respondents					5			

13. Looking back at your academic career at Fitchburg State University, please select your level of agreement with the following:

	Strongly Agree	Agree	Neutral	Disagree	Strongly Disagree	Response Total	Points	Avg
The social and interpersonal skills you developed have impacted your life	20% (1)0% (0)	80% (4)0% (0)	0% (0)0% (0)	0% (0)0% (0)	0% (0)0% (0)	5	0	0
You have benefitted from the personal connections you made	20% (1)0% (0)	60% (3)0% (0)	20% (1)0% (0)	0% (0)0% (0)	0% (0)0% (0)	5	0	0
You have benefitted from the social networks of which you were/are a part	0% (0)0% (0)	20% (1)0% (0)	60% (3)0% (0)	20% (1)0% (0)	0% (0)0% (0)	5	0	0
The benefits of attending were worth the financial cost	20% (1)0% (0)	20% (1)0% (0)	20% (1)0% (0)	40% (2)0% (0)	0% (0)0% (0)	5	0	0
Total Respondents					5			

14. How well did Fitchburg State University prepare you in terms of the following skill sets:

	Very Well	Well	Neutral	Poorly	Very Poorly	Response Total	Points	Avg
Ability to think analytically and logically	20% (1)0% (0)	60% (3)0% (0)	20% (1)0% (0)	0% (0)0% (0)	0% (0)0% (0)	5	0	0
Ability to acquire new skills and knowledge on your own	40% (2)0% (0)	40% (2)0% (0)	20% (1)0% (0)	0% (0)0% (0)	0% (0)0% (0)	5	0	0
Ability to use the knowledge, ideas, or perspectives gained from your major field	40% (2)0% (0)	40% (2)0% (0)	20% (1)0% (0)	0% (0)0% (0)	0% (0)0% (0)	5	0	0
Ability to orally communicate well	40% (2)0% (0)	40% (2)0% (0)	0% (0)0% (0)	20% (1)0% (0)	0% (0)0% (0)	5	0	0
Ability to judge information/ideas/actions/conclusions based on sources/methods/reasoning	20% (1)0% (0)	60% (3)0% (0)	20% (1)0% (0)	0% (0)0% (0)	0% (0)0% (0)	5	0	0
Ability to write effectively	0% (0)0% (0)	66.67% (4) 0% (0)	33.33% (2) 0% (0)	0% (0)0% (0)	0% (0)0% (0)	6	0	0
Ability to use information technology in intellectual and/or professional pursuits	20% (1)0% (0)	40% (2)0% (0)	20% (1)0% (0)	20% (1)0% (0)	0% (0)0% (0)	5	0	0
Ability to understand and appreciate cultural and ethnic differences between people	40% (2)0% (0)	20% (1)0% (0)	20% (1)0% (0)	20% (1)0% (0)	0% (0)0% (0)	5	0	0
Ability to understand international perspectives on economic, political, social, and cultural issues	20% (1)0% (0)	0% (0)0% (0)	40% (2)0% (0)	40% (2)0% (0)	0% (0)0% (0)	5	0	0
Ability to gain an understanding of or appreciation for the arts	20% (1)0% (0)	40% (2)0% (0)	40% (2)0% (0)	0% (0)0% (0)	0% (0)0% (0)	5	0	0
Ability to understand and apply quantitative principles and methods	40% (2)0% (0)	40% (2)0% (0)	20% (1)0% (0)	0% (0)0% (0)	0% (0)0% (0)	5	0	0
Ability to understand scientific method	40% (2)0% (0)	20% (1)0% (0)	40% (2)0% (0)	0% (0)0% (0)	0% (0)0% (0)	5	0	0
Total Respondents						5		

15. How well did Fitchburg State University prepare you for the following personal and professional situational skill sets:

	Very Well	Well	Neutral	Poorly	Very Poorly	Response Total	Points	Avg
Your ability to work as a member of a team or group	60% (3)0% (0)	40% (2)0% (0)	0% (0)0% (0)	0% (0)0% (0)	0% (0)0% (0)	5	0	0
Your ability to get along with people of diverse backgrounds and perspectives	40% (2)0% (0)	60% (3)0% (0)	0% (0)0% (0)	0% (0)0% (0)	0% (0)0% (0)	5	0	0
Your ability to lead others effectively	20% (1)0% (0)	80% (4)0% (0)	0% (0)0% (0)	0% (0)0% (0)	0% (0)0% (0)	5	0	0
Your ability to evaluate and choose between alternative courses of action	20% (1)0% (0)	60% (3)0% (0)	20% (1)0% (0)	0% (0)0% (0)	0% (0)0% (0)	5	0	0
Your awareness of contemporary issues and their cause and consequences	20% (1)0% (0)	60% (3)0% (0)	20% (1)0% (0)	0% (0)0% (0)	0% (0)0% (0)	5	0	0
Total Respondents						5		

16. What did we not ask you about but you feel we should know?

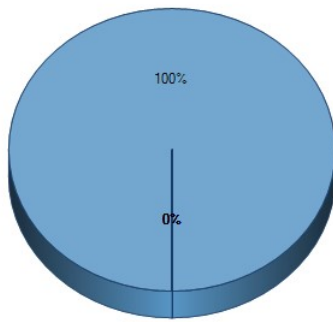
1. I loved attending FSU. I loved my professors. But I wish FSU Did more to prepare students for the job market.

Total Respondents 1

(skipped this question)

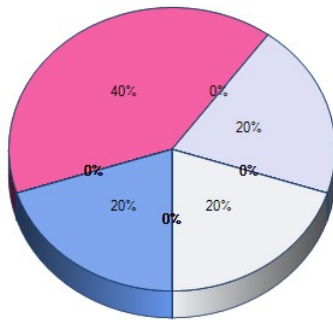
4

17. Please select the Degree you completed at Fitchburg State University from the list below.



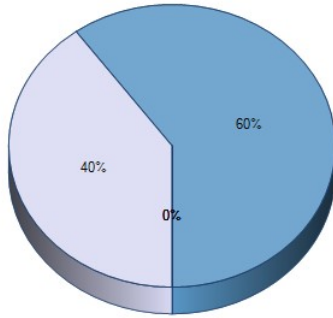
	Response Total	Response Percent
Bachelor of Arts (BA)	0	0%
Bachelor of Science (BS)	5	100%
Cerfitcage of Graduate Study (CAGS)	0	0%
Master of Arts (MA)	0	0%
Master of Arts in Teaching (MAT)	0	0%
Master of Busienns Administration (MBA)	0	0%
Master of Education (MEd)	0	0%
Master of Science (MS)	0	0%
Total Respondents	5	

18. Please select the major field your studied for your degree:



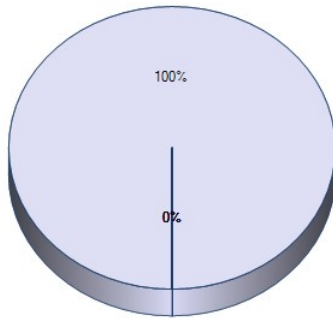
	Response Total	Response Percent
Arts (MA or MEd only)	0	0%
Biology	0	0%
Business Administration	0	0%
Chemistry	0	0%
Communication (MS only)	0	0%
Communications Media	0	0%
Computer Information Systems	0	0%
Computer Science	0	0%
Counseling (MS only)	0	0%
Criminal Justice	0	0%
Early Childhood Education	1	20%
Educational Leadership (CAGS only)	0	0%
Economics	0	0%
Elementary Education	0	0%
English Studies	0	0%
Environmental and Earth Science	0	0%
Game Design	0	0%
Geographic Science and Technology	0	0%
History	0	0%
Human Services	0	0%
Industrial Technology	0	0%
Interdisciplinary Studies	0	0%
LECOM Early Acceptance Programs	0	0%
Mathematics	0	0%
Middle School Education	2	40%
Nursing	0	0%
Occupational/Vocation Education	1	20%
Political Science	0	0%
Psychological Science	0	0%
Sociology	0	0%
Special Education	1	20%
Technology Education (Grades 5-12)	0	0%
Total Respondents	5	

19. To which gender identity do you most identify?



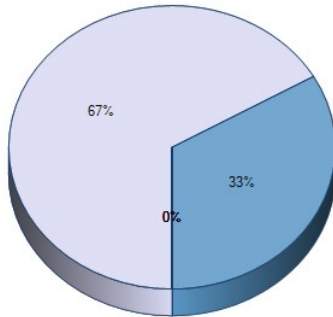
	Response Total	Response Percent
Male	2	40%
Female	3	60%
Transgender Male	0	0%
Transgender Female	0	0%
Do not identify as female, male or transgender	0	0%
Total Respondents	5	

20. To which racial heritage do you predominantly identify?



	Response Total	Response Percent
White/Caucasian	3	100%
Asian	0	0%
Hispanic/Latino	0	0%
Black/African American	0	0%
American Indian	0	0%
Other	0	0%
Total Respondents	3	
(skipped this question)	2	

21. How many dependents do you have (not including yourself)?



	Response Total	Response Percent
1	2	67%
2	1	33%
3	0	0%
4	0	0%
5	0	0%
5+	0	0%
Total Respondents	3	
(skipped this question)	2	