



First Year Alumni Feedback (2016/17 Graduates)

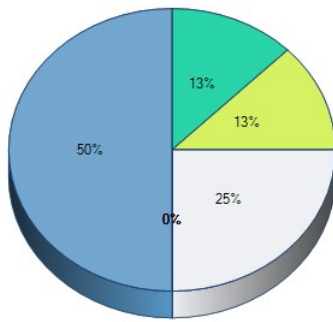
Survey Title: First-Year Alumni Feedback

Responses By Question Analysis:

1. We would like to know about your short-term plans. Please mark each of the following as they relate to you currently:

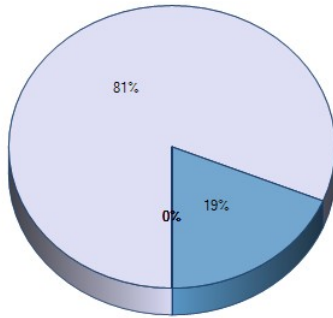
	Yes	No	Not Applicable	Response Total	Points	Avg
I am currently employed or have a job offer in a field directly related to my degree	94.12% (16)0% (0)	5.88% (1)0% (0)	0% (0)0% (0)	17	0	0
I am currently employed or have a job offer in a field that is not related to my degree	16.67% (2)0% (0)	75% (9)0% (0)	8.33% (1)0% (0)	12	0	0
I am searching for employment in a field directly related to my degree	0% (0)0% (0)	81.82% (9)0% (0)	18.18% (2)0% (0)	11	0	0
I am searching for employment in a field not directly related to my degree	0% (0)0% (0)	81.82% (9)0% (0)	18.18% (2)0% (0)	11	0	0
I have been accepted into a graduate program to continue my education at Fitchburg State University	8.33% (1)0% (0)	66.67% (8)0% (0)	25% (3)0% (0)	12	0	0
I have been accepted into a graduate or doctoral program to continue my education at another institution	0% (0)0% (0)	72.73% (8)0% (0)	27.27% (3)0% (0)	11	0	0
I am not planning to continue my education at this time	36.36% (4)0% (0)	63.64% (7)0% (0)	0% (0)0% (0)	11	0	0
I am a member of the Armed Forces	0% (0)0% (0)	90.91% (10)0% (0)	9.09% (1)0% (0)	11	0	0
Total Respondents				17		

2. How long did it take you to find your current position?



	Response Total	Response Percent
Have not found a position yet	0	0%
Held the position while I completed my degree	8	50%
Secured my position prior to graduation	2	12%
Less than 30 days after graduation	2	12%
1 - 3 months after graduation	4	25%
4-6 months after graduation	0	0%
7 or more months after graduation	0	0%
Did not pursue employment	0	0%
Total Respondents	16	
(skipped this question)	1	

3. Are you satisfied with the course of your career thus far?



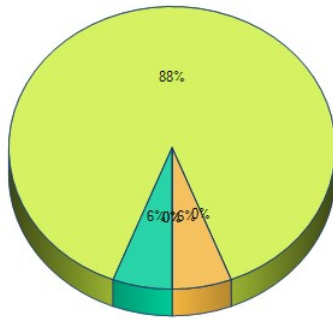
	Response Total	Response Percent
Very Satisfied	13	81%
Satisfied	3	19%
Neutral	0	0%
Dissatisfied	0	0%
Very Dissatisfied	0	0%
Not Working at This Time	0	0%
Total Respondents	16	
(skipped this question)	1	

4. Where are you currently employed and what is your job title?

1. North Middlesex Regional School District; Special Education Teacher (Academic Support Center)
2. Marlborough Public Schools
Special Education Teacher
3. Revere Public Schools as a fourth grade special education inclusion teacher
4. 7th Grade Writing Teacher at LEAD Southeast Prep Academy
5. Diman Regional Vocational Technical High School
Teacher
6. First grade teacher at Meetinghouse School in the Ashburnham-Westminster Regional School District
7. Chelmsford Public Schools- First Grade Teacher
8. I am employed at Diman Regional Vocational Technical High School in Fall River, Massachusetts as an Electronics / Robotics Teacher.
9. South Shore Conservatory - kindergarten teacher
10. Tri-county RVTHS-special education teacher
11. Lunenburg Public Schools, Special Education Teacher
I am a first grade teacher at Berlin Memorial School. I was hired after completing the Early Childhood Initial Licensure program at FSU in 2012. Since then I have completed a second Master's Degree in the field of Special Education at FSU and am a Licensed Reading Specialist. I completed this program at FSU in May 2016.
12. Diman Regional Vocational Technical High School
Programming and Web Development Instructor
14. Occupational/Vocational teacher
15. Montachusett Regional Vocational Technical School
Assessment Coordinator
16. North Reading Public Schools- Computer Science and Robotics Teacher
17. Teacher, West Bridgewater Middle Senior High School.

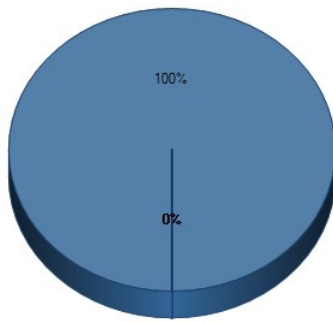
Total Respondents 17

5. In what sector are you employed?



	Response Total	Response Percent
Not employed	0	0%
Self-employed	0	0%
For-profit corporation/company	1	6%
Government or other public institution or agency	15	88%
Military	0	0%
Non-profit organization, institution or NGO	1	6%
Total Respondents	17	

6. Please select the industry that best describes your employer.



	Response Total	Response Percent
N/A - Not working	0	0%
Agriculture	0	0%
Biotech/Pharmaceutical	0	0%
Business Services	0	0%
Communications/Marketing/PR	0	0%
Computer Science/Technology	0	0%
Education: Higher Education	0	0%
Education: PreK - High School	17	100%
Engineering	0	0%
Environment	0	0%
Financial Services	0	0%
Fine/Performing Arts	0	0%
Food Service	0	0%
Healthcare	0	0%
Hospitality/Tourism/Travel	0	0%
Information Technology	0	0%
Law/Legal Services	0	0%
Manufacturing	0	0%
Media/Journalism/Publishing	0	0%
Medicine	0	0%
Military/Defense	0	0%
Politics/Public Policy/Advocacy	0	0%
Retail	0	0%
Social Services	0	0%
Sports/Fitness	0	0%
Technology	0	0%
Other, please specify	0	0%
Total Respondents	17	

7. We are always interested in our Alumni's continued interest in their personal and professional development. Which, if any, professional organizations have you joined since completing your program of study?

1. N/A
2. Massachusetts Teachers Association
3. N/A
4. Professional Development offered through my school.
5. SkillsUSA
6. N/A
7. MTA
8. N/A
9. None

- 10. None.
- 11. none

Total Respondents 11

(skipped this question) 6

8. We believe that Fitchburg State Alumni are always expanding their body of knowledge and would like to know what types of professional development activities you have engaged in since completion of your program of study? (i.e. attended conferences or workshops, given presentation at conference or workshops, conducting scholarly research, licensures or certifications completed, etc.)

- 1. Writing IEP workshops
Literacy workshops
A.L.I.C.A conference
- 2. Elementary Math License
Attended several workshops related to teaching math and/or special education goal development.
- 3. Mandatory Trainings related to my field of work and MCIEA
- 4. Gained licensure in TN 7-12 English Language Arts
- 5. Professional development provided by the school district
- 6. Attended various Electronics & Robotics workshops.
- 7. -developing and administering a child care education program
-arts integration
- 8. N/A
- 9. Working towards Transition Specialist endorsement
- 10. Many conferences and workshops related to early literacy/ math development
- 11. I now need to take vocational occupational education courses, since the academic courses (with similar content) don't fit. It's sad, since I'm teaching the new content in the same classroom.
- 12. Matsol SEI
- 13. NPEN and other similar workshops
- 14. ISTE conference, MASScue conference, Professional teaching license.

Total Respondents 14

(skipped this question) 3

9. We like to know where our graduates are in the world. Please provide us with the city and state or country in which you currently reside.

- 1. Fitchburg, MA
- 2. Uxbridge, MA
- 3. Kingston, NH
- 4. Nashville, TN
- 5. Fall River, MA
- 6. Westminster, MA
- 7. Clinton, MA
- 8. Fall River, Massachusetts
- 9. Scituate, MA
- 10. Northbridge, MA
- 11. Townsend, MA
- 12. Berlin, MA
- 13. Norton, MA
- 14. Athol, MA
- 15. Ipswich, MA
- 16. Assonet, MA

Total Respondents 16

(skipped this question) 1

10. Rate the quality of the following in respect to the degree you received one year ago:

	Excellent	Good	Fair	Poor	Response Total	Points	Avg
Quality of faculty instruction	68.75% (11)0% (0)	31.25% (5)0% (0)	0% (0)0% (0)	0% (0)0% (0)	16	0	0
	56.25% (9)0% (0)	37.5% (6)0% (0)	0% (0)0% (0)	6.25% (1)0% (0)	16	0	0

Level of individual attention											
Quality of academic advisement	50% (8)	0% (0)	37.5% (6)	0% (0)	6.25% (1)	0% (0)	6.25% (1)	0% (0)	16	0	0
Curriculum linked to job related skills and knowledge	60% (9)	0% (0)	40% (6)	0% (0)	0% (0)	0% (0)	0% (0)	0% (0)	15	0	0
Preparation to meet the demands of my job	50% (8)	0% (0)	50% (8)	0% (0)	0% (0)	0% (0)	0% (0)	0% (0)	16	0	0
Preparation to continue my education	68.75% (11)	0% (0)	31.25% (5)	0% (0)	0% (0)	0% (0)	0% (0)	0% (0)	16	0	0
Total Respondents									16		
(skipped this question)									1		

11. Looking back at your academic career at Fitchburg State University, please select your level of agreement with the following:

	Strongly Agree	Agree	Neutral	Disagree	Strongly Disagree	Response Total	Points	Avg			
The social and interpersonal skills you developed have impacted your life	31.25% (5)	0% (0)	37.5% (6)	0% (0)	31.25% (5)	0% (0)	0% (0)	0% (0)	16	0	0
You have benefitted from the personal connections you made	37.5% (6)	0% (0)	18.75% (3)	0% (0)	43.75% (7)	0% (0)	0% (0)	0% (0)	16	0	0
You have benefitted from the social networks of which you were/are a part	25% (4)	0% (0)	31.25% (5)	0% (0)	37.5% (6)	0% (0)	6.25% (1)	0% (0)	16	0	0
The benefits of attending were worth the financial cost	75% (12)	0% (0)	18.75% (3)	0% (0)	6.25% (1)	0% (0)	0% (0)	0% (0)	16	0	0
Total Respondents									16		
(skipped this question)									1		

12. How well did Fitchburg State University prepare you in terms of the following skill sets:

	Very Well	Well	Neutral	Poorly	Very Poorly	Response Total	Points	Avg			
Ability to think analytically and logically	56.25% (9)	0% (0)	37.5% (6)	0% (0)	6.25% (1)	0% (0)	0% (0)	0% (0)	16	0	0
Ability to acquire new skills and knowledge on your own	53.33% (8)	0% (0)	40% (6)	0% (0)	6.67% (1)	0% (0)	0% (0)	0% (0)	15	0	0
Ability to use the knowledge, ideas, or perspectives gained from your major field	62.5% (10)	0% (0)	31.25% (5)	0% (0)	6.25% (1)	0% (0)	0% (0)	0% (0)	16	0	0
Ability to orally communicate well	68.75% (11)	0% (0)	18.75% (3)	0% (0)	12.5% (2)	0% (0)	0% (0)	0% (0)	16	0	0
Ability to judge information/ideas/actions/conclusions based on sources/methods/reasoning	50% (8)	0% (0)	43.75% (7)	0% (0)	6.25% (1)	0% (0)	0% (0)	0% (0)	16	0	0
Ability to write effectively	62.5% (10)	0% (0)	31.25% (5)	0% (0)	6.25% (1)	0% (0)	0% (0)	0% (0)	16	0	0
Ability to use information technology in intellectual and/or professional pursuits	43.75% (7)	0% (0)	37.5% (6)	0% (0)	18.75% (3)	0% (0)	0% (0)	0% (0)	16	0	0
Ability to understand and appreciate cultural and ethnic differences between people	43.75% (7)	0% (0)	37.5% (6)	0% (0)	18.75% (3)	0% (0)	0% (0)	0% (0)	16	0	0
Ability to understand international perspectives on economic, political, social, and cultural issues	33.33% (5)	0% (0)	46.67% (7)	0% (0)	13.33% (2)	0% (0)	6.67% (1)	0% (0)	15	0	0
Ability to gain an understanding of or appreciation for the arts	31.25% (5)	0% (0)	37.5% (6)	0% (0)	18.75% (3)	0% (0)	12.5% (2)	0% (0)	16	0	0
Ability to understand and apply quantitative principles and methods	25% (4)	0% (0)	50% (8)	0% (0)	18.75% (3)	0% (0)	6.25% (1)	0% (0)	16	0	0
Ability to understand scientific method	18.75% (3)	0% (0)	43.75% (7)	0% (0)	25% (4)	0% (0)	12.5% (2)	0% (0)	16	0	0
Total Respondents									16		
(skipped this question)									1		

13. How well did Fitchburg State University prepare you for the following personal and professional situational skill sets:

Very Well	Well	Neutral	Poorly	Very Poorly	Response Total	Points	Avg
		0% (0)	0% (0)	0% (0)	16	0	0

Your ability to work as a member of a team or group	50% (8) (0)	50% (8) (0)	0% (0) (0)	0% (0) (0)			
Your ability to get along with people of diverse backgrounds and perspectives	50% (8) (0)	43.75% (7) (0)	6.25% (1) (0)	0% (0) (0)	0% (0) (0)	16	0 0
Your ability to lead others effectively	43.75% (7) (0)	50% (8) (0)	6.25% (1) (0)	0% (0) (0)	0% (0) (0)	16	0 0
Your ability to evaluate and choose between alternative courses of action	50% (8) (0)	31.25% (5) (0)	18.75% (3) (0)	0% (0) (0)	0% (0) (0)	16	0 0
Your awareness of contemporary issues and their cause and consequences	43.75% (7) (0)	50% (8) (0)	6.25% (1) (0)	0% (0) (0)	0% (0) (0)	16	0 0
Total Respondents						16	
(skipped this question)							1

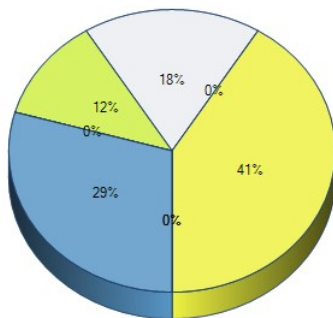
14. What did we not ask you about but you feel we should know?

- Special education majors should complete a course that about the paperwork associated with annual and three year meetings.
- I would like more information about the CAGS program.
- I miss Fitchburg State tremendously. I feel so grateful to have learned from such dedicated, supportive, and insightful professors. My goal one day is to hopefully work at an institution like Fitchburg State. Thanks for providing such a wonderful place to grow and learn.
- I was a distance learner, and never attended a course on campus.
- none

Total Respondents 5

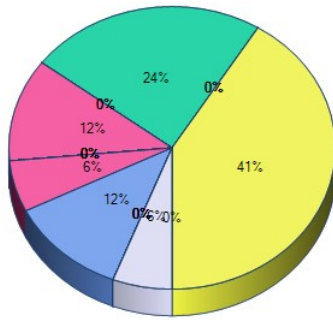
(skipped this question) 12

15. Please select the Degree you completed at Fitchburg State University from the list below.



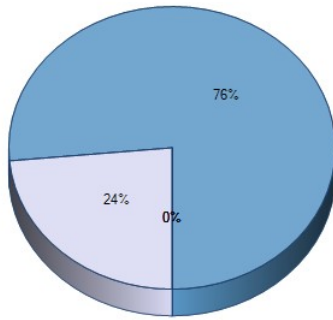
	Response Total	Response Percent
Bachelor of Arts (BA)	0	0%
Bachelor of Science (BS)	5	29%
Cerfitcage of Graduate Study (CAGS)	0	0%
Master of Arts (MA)	2	12%
Master of Arts in Teaching (MAT)	3	18%
Master of Busienss Administration (MBA)	0	0%
Master of Education (MEd)	7	41%
Master of Science (MS)	0	0%
Total Respondents	17	

16. Please select the major field your studied for your degree:



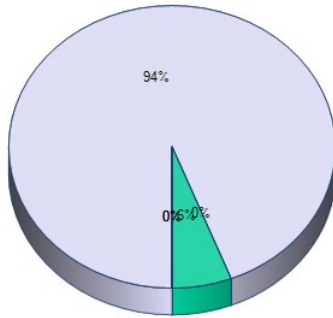
	Response Total	Response Percent
Arts (MEd only)	1	6%
Biology	0	0%
Business Administration	0	0%
Chemistry	0	0%
Communication (MS only)	0	0%
Communications Media	0	0%
Computer Information Systems	0	0%
Computer Science	0	0%
Counseling (MS only)	0	0%
Criminal Justice	0	0%
Early Childhood Education	2	12%
Educational Leadership	1	6%
Economics	0	0%
Elementary Education	0	0%
English Studies	0	0%
Environmental and Earth Science	0	0%
Game Design	0	0%
Geographic Science and Technology	0	0%
History	0	0%
Human Services	0	0%
Industrial Technology	0	0%
Interdisciplinary Studies	0	0%
LECOM Early Acceptance Programs	0	0%
Mathematics	0	0%
Middle School Education	2	12%
Nursing - General	0	0%
Nursing - LPN to Baccalaureate	0	0%
Nursing - RN to Baccalaureate	0	0%
Occupational/Vocation Education	4	24%
Political Science	0	0%
Psychological Science	0	0%
Sociology	0	0%
Special Education	7	41%
Technology Education (Grades 5-12)	0	0%
Total Respondents	17	

17. To which gender identity do you most identify?



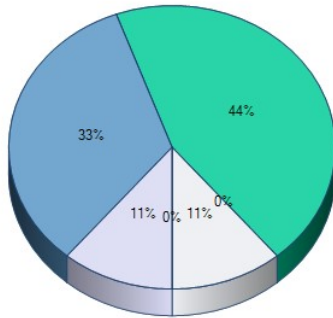
	Response Total	Response Percent
Male	4	24%
Female	13	76%
Transgender Male	0	0%
Transgender Female	0	0%
Do not identify as female, male or transgender	0	0%
Total Respondents	17	

18. To which racial heritage do you predominantly identify?



	Response Total	Response Percent
White/Caucasian	16	94%
Asian	0	0%
Hispanic/Latino	1	6%
Black/African American	0	0%
American Indian	0	0%
Other	0	0%
Total Respondents	17	

19. How many dependents do you have (not including yourself)?



	Response Total	Response Percent
1	1	11%
2	3	33%
3	4	44%
4	0	0%
5	1	11%
5+	0	0%
Total Respondents	9	
(skipped this question)	8	