



## Fifth Year Alumni Feedback 2012 2013 Grads

Survey Title: Fifth-Year Alumni Feedback

### Responses By Question Analysis:

1. We would like to know about your short-term plans. Please mark each of the following as they relate to you currently:

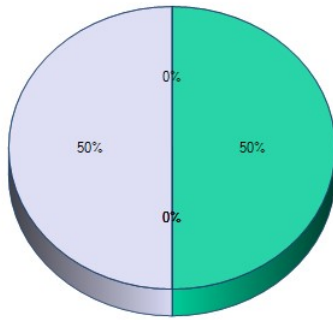
	Yes	No	Not Applicable	Response Total	Points	Avg
I am currently employed or have a job offer in a field closely related to my degree	50% (1)0% (0)	50% (1)0% (0)	0% (0)0% (0)	2	0	0
I am currently employed or have a job offer in a field that is not related to my degree	0% (0)0% (0)	50% (1)0% (0)	50% (1)0% (0)	2	0	0
I am searching for employment in a field closely related to my degree	0% (0)0% (0)	50% (1)0% (0)	50% (1)0% (0)	2	0	0
I am searching for employment in a field not closely related to my degree	50% (1)0% (0)	0% (0)0% (0)	50% (1)0% (0)	2	0	0
I have been accepted into a graduate program to continue my education at Fitchburg State University	0% (0)0% (0)	100% (2)0% (0)	0% (0)0% (0)	2	0	0
I have been accepted into a graduate or doctoral program to continue my education at another institution	50% (1)0% (0)	50% (1)0% (0)	0% (0)0% (0)	2	0	0
I am not planning to continue my education at this time	0% (0)0% (0)	50% (1)0% (0)	50% (1)0% (0)	2	0	0
I am a member of the Armed Forces	0% (0)0% (0)	100% (2)0% (0)	0% (0)0% (0)	2	0	0
<b>Total Respondents</b>				<b>2</b>		

2. How many times have you changed employers or been promoted since graduation five years ago?

1. 3 changes in employment one promotion within an employer.
2. 4-5

**Total Respondents 2**

3. Are you satisfied with the course of your career thus far?



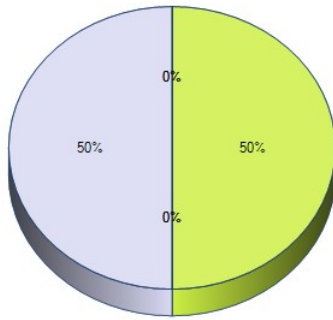
	Response Total	Response Percent
Very Satisfied	1	50%
Satisfied	0	0%
Neutral	1	50%
Dissatisfied	0	0%
Very Dissatisfied	0	0%
Not Working at This Time	0	0%
<b>Total Respondents</b>	<b>2</b>	

**4.** Where are you currently employed and what is your job title?

1. Department of Children and Families- on going social worker
2. N/A

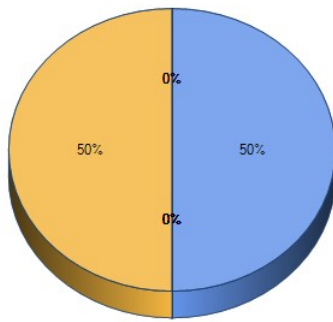
**Total Respondents 2**

**5.** In what sector are you employed?



	Response Total	Response Percent
Not employed	1	50%
Self-employed	0	0%
For-profit corporation/company	0	0%
Government or other public institution or agency	1	50%
Military	0	0%
Non-profit organization, institution or NGO	0	0%
<b>Total Respondents</b>	<b>2</b>	

**6.** Please select the industry that best describes your employer.



	Response Total	Response Percent
N/A - Not working	0	0%
Agriculture	0	0%
Biotech/Pharmaceutical	0	0%
Business Services	0	0%
Communications/Marketing/PR	0	0%
Computer Science/Technology	0	0%
Education: Higher Education	0	0%
Education: PreK - High School	0	0%
Engineering	0	0%
Environment	0	0%
Financial Services	0	0%
Fine/Performing Arts	0	0%
Food Service	0	0%
Healthcare	0	0%
Hospitality/Tourism/Travel	0	0%
Information Technology	0	0%
Law/Legal Services	0	0%
Manufacturing	0	0%
Media/Journalism/Publishing	1	50%
Medicine	0	0%
Military/Defense	0	0%
Politics/Public Policy/Advocacy	0	0%
Retail	0	0%
Social Services	1	50%
Sports/Fitness	0	0%
Technology	0	0%
Other, please specify	0	0%
<b>Total Respondents</b>	<b>2</b>	

**7.** We are always interested in our Alumni's continued interest in their personal and professional development. Which, if any, professional organizations have you joined since completing your program of study?

- None

**Total Respondents 1**

(skipped this question) 1

**8.** We believe that Fitchburg State Alumni are always expanding their body of knowledge and would like to know what types of professional development activities you have engaged in since completion of you program of study? (i.e. attended conferences or workshops, given presentation at conference or workshops, conducting scholarly research, licensures or certifications completed, etc.)

- I went on to get my masters in social work at Westfield state and am now a LCSW.
- Public Speaking to at risk teens, Acting, Hosting

**Total Respondents 2**

**9.** We like to know where our graduates are in the world. Please provide us with the city and state or country in which you currently reside.

- Fitchburg MA
- Los Angeles, California

**Total Respondents 2**

**10.** Rate the quality of the following with respect to the degree you received five years ago:

	Excellent	Good	Fair	Poor	Response Total	Points	Avg
Quality of faculty instruction	0% (0)0% (0)	100% (2)0% (0)	0% (0)0% (0)	0% (0)0% (0)	2	0	0

Level of individual attention	0% (0)0% (0)	100% (2)0% (0)	0% (0)0% (0)	0% (0)0% (0)	2	0	0
Quality of academic advisement	50% (1)0% (0)	0% (0)0% (0)	50% (1)0% (0)	0% (0)0% (0)	2	0	0
Curriculum linked to job related skills and knowledge	0% (0)0% (0)	50% (1)0% (0)	50% (1)0% (0)	0% (0)0% (0)	2	0	0
Preparation to meet the demands of my job	0% (0)0% (0)	50% (1)0% (0)	50% (1)0% (0)	0% (0)0% (0)	2	0	0
Preparation to continue my education	0% (0)0% (0)	100% (2)0% (0)	0% (0)0% (0)	0% (0)0% (0)	2	0	0
<b>Total Respondents</b>					<b>2</b>		

**11.** Please select your level of agreement with the following statements:

	Very High	High	Average	Low	Very Low	Response Total	Points	Avg
Overall satisfaction with my experience with Fitchburg State University	50% (1)0% (0)	0% (0)0% (0)	50% (1)0% (0)	0% (0)0% (0)	0% (0)0% (0)	2	0	0
<b>Total Respondents</b>						<b>2</b>		

**12.** Looking back at your academic career at Fitchburg State University, please select your level of agreement with the following:

	Strongly Agree	Agree	Neutral	Disagree	Strongly Disagree	Response Total	Points	Avg
The social and interpersonal skills you developed have impacted your life	50% (1)0% (0)	0% (0)0% (0)	50% (1)0% (0)	0% (0)0% (0)	0% (0)0% (0)	2	0	0
You have benefitted from the personal connections you made	50% (1)0% (0)	0% (0)0% (0)	50% (1)0% (0)	0% (0)0% (0)	0% (0)0% (0)	2	0	0
You have benefitted from the social networks of which you were/are a part	50% (1)0% (0)	0% (0)0% (0)	50% (1)0% (0)	0% (0)0% (0)	0% (0)0% (0)	2	0	0
The benefits of attending were worth the financial cost	50% (1)0% (0)	0% (0)0% (0)	50% (1)0% (0)	0% (0)0% (0)	0% (0)0% (0)	2	0	0
<b>Total Respondents</b>						<b>2</b>		

**13.** How well did Fitchburg State University prepare you in terms of the following skill sets:

	Very Well	Well	Neutral	Poorly	Very Poorly	Response Total	Points	Avg
Ability to think analytically and logically	0% (0)0% (0)	50% (1)0% (0)	50% (1)0% (0)	0% (0)0% (0)	0% (0)0% (0)	2	0	0
Ability to acquire new skills and knowledge on your own	50% (1)0% (0)	0% (0)0% (0)	50% (1)0% (0)	0% (0)0% (0)	0% (0)0% (0)	2	0	0
Ability to use the knowledge, ideas, or perspectives gained from your major field	0% (0)0% (0)	50% (1)0% (0)	50% (1)0% (0)	0% (0)0% (0)	0% (0)0% (0)	2	0	0
Ability to orally communicate well	0% (0)0% (0)	50% (1)0% (0)	50% (1)0% (0)	0% (0)0% (0)	0% (0)0% (0)	2	0	0
Ability to judge information/ideas/actions/conclusions based on sources/methods/reasoning	50% (1)0% (0)	0% (0)0% (0)	50% (1)0% (0)	0% (0)0% (0)	0% (0)0% (0)	2	0	0
Ability to write effectively	50% (1)0% (0)	0% (0)0% (0)	50% (1)0% (0)	0% (0)0% (0)	0% (0)0% (0)	2	0	0
Ability to use information technology in intellectual and/or professional pursuits	0% (0)0% (0)	50% (1)0% (0)	50% (1)0% (0)	0% (0)0% (0)	0% (0)0% (0)	2	0	0
Ability to understand and appreciate cultural and ethnic differences between people	0% (0)0% (0)	50% (1)0% (0)	50% (1)0% (0)	0% (0)0% (0)	0% (0)0% (0)	2	0	0
Ability to understand international perspectives on economic, political, social, and cultural issues	0% (0)0% (0)	50% (1)0% (0)	50% (1)0% (0)	0% (0)0% (0)	0% (0)0% (0)	2	0	0
Ability to gain an understanding of or appreciation for the arts	0% (0)0% (0)	0% (0)0% (0)	100% (2)0% (0)	0% (0)0% (0)	0% (0)0% (0)	2	0	0
Ability to understand and apply quantitative principles and methods	0% (0)0% (0)	33.33% (1)0% (0)	66.67% (2)0% (0)	0% (0)0% (0)	0% (0)0% (0)	3	0	0
Ability to understand scientific method	0% (0)0% (0)	0% (0)0% (0)	100% (2)0% (0)	0% (0)0% (0)	0% (0)0% (0)	2	0	0
<b>Total Respondents</b>						<b>2</b>		

**14.** How well did Fitchburg State University prepare you for the following personal and professional situational skill sets:

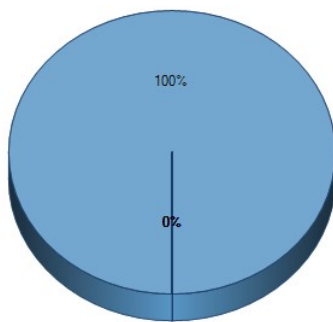
	Very Well	Well	Neutral	Poorly	Very Poorly	Response Total	Points	Avg
Your ability to work as a member of a team or group	0% (0)0% (0)	50% (1)0% (0)	50% (1)0% (0)	0% (0)0% (0)	0% (0)0% (0)	2	0	0
Your ability to get along with people of diverse backgrounds and perspectives	0% (0)0% (0)	50% (1)0% (0)	50% (1)0% (0)	0% (0)0% (0)	0% (0)0% (0)	2	0	0
Your ability to lead others effectively	33.33% (1)0% (0)	33.33% (1)0% (0)	33.33% (1)0% (0)	0% (0)0% (0)	0% (0)0% (0)	3	0	0
Your ability to evaluate and choose between alternative courses of action	50% (1)0% (0)	0% (0)0% (0)	50% (1)0% (0)	0% (0)0% (0)	0% (0)0% (0)	2	0	0
Your awareness of contemporary issues and their cause and consequences	0% (0)0% (0)	50% (1)0% (0)	50% (1)0% (0)	0% (0)0% (0)	0% (0)0% (0)	2	0	0
<b>Total Respondents</b>						<b>2</b>		

**15.** What did we not ask you about but you feel we should know?

- Which activities I engaged in outside of academics while in school and if I still engage with those communities. I was a member of Greek life and I learned a significant amount of leadership skills while engaging in this, I also gained a ton of confidence which helped me succeed in my classes and take appropriate risk in advancing my career. I thank Fitchburg state for being one of few schools in mass that allow Greek life on their campus and support it because I think it's what helps many young people become leaders and teaches a whole extra set of valuable life skills outside the classroom.
- Open to revisiting the campus to speak or hold a workshop

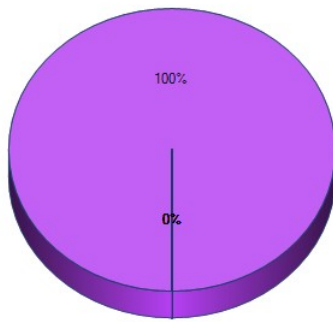
**Total Respondents 2**

**16.** Please select the Degree you completed at Fitchburg State University from the list below.



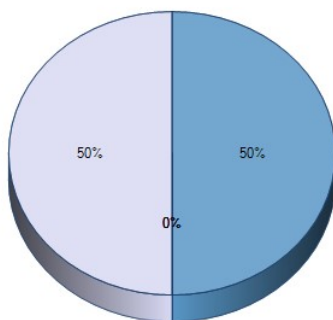
	Response Total	Response Percent
Bachelor of Arts (BA)	0	0%
Bachelor of Science (BS)	2	100%
Cerfitcage of Graduate Study (CAGS)	0	0%
Master of Arts (MA)	0	0%
Master of Arts in Teaching (MAT)	0	0%
Master of Busienss Administration (MBA)	0	0%
Master of Education (MEd)	0	0%
Master of Science (MS)	0	0%
<b>Total Respondents</b>		<b>2</b>

**17.** Please select the major field your studied for your degree:



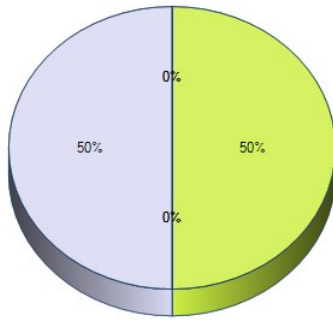
	Response Total	Response Percent
Arts (MA or MEd only)	0	0%
Biology	0	0%
Business Administration	0	0%
Chemistry	0	0%
Communication (MS only)	0	0%
Communications Media	0	0%
Computer Information Systems	0	0%
Computer Science	0	0%
Counseling (MS only)	0	0%
Criminal Justice	2	100%
Early Childhood Education	0	0%
Educational Leadership (CAGS only)	0	0%
Economics	0	0%
Elementary Education	0	0%
English Studies	0	0%
Environmental and Earth Science	0	0%
Game Design	0	0%
Geographic Science and Technology	0	0%
History	0	0%
Human Services	0	0%
Industrial Technology	0	0%
Interdisciplinary Studies	0	0%
LECOM Early Acceptance Programs	0	0%
Mathematics	0	0%
Middle School Education	0	0%
Nursing	0	0%
Occupational/Vocation Education	0	0%
Political Science	0	0%
Psychological Science	0	0%
Sociology	0	0%
Special Education	0	0%
Technology Education (Grades 5-12)	0	0%
<b>Total Respondents</b>	<b>2</b>	

18. To which gender identity do you most identify?



	Response Total	Response Percent
Male	1	50%
Female	1	50%
Transgender Male	0	0%
Transgender Female	0	0%
Do not identify as female, male or transgender	0	0%
<b>Total Respondents</b>	<b>2</b>	

19. To which racial heritage do you predominantly identify?



	Response Total	Response Percent
White/Caucasian	1	50%
Asian	0	0%
Hispanic/Latino	0	0%
Black/African American	1	50%
American Indian	0	0%
Other	0	0%
<b>Total Respondents</b>	<b>2</b>	

20. How many dependents do you have (not including yourself)?

	Response Total	Response Percent
1	0	0%
2	0	0%
3	0	0%
4	0	0%
5	0	0%
5+	0	0%
<b>Total Respondents (skipped this question)</b>	<b>0</b>	<b>0</b>
	<b>2</b>	